Dashboard
My Surveys
Plans & Pricing
UPGRADE
CREATE SURVEY
carolinakidsped...
+ FILTER
+ COMPARE
+ SHOW
COLLECT RESPONSES
ANALYZE RESULTS
PRESENT RESULTS
ADD TO DASHBOARD
SAVE AS
QUESTION SUMMARIES
INSIGHTS AND DATA TRENDS
INDIVIDUAL RESPONSES
All Pages
Customize
Save as

FILTER: Q1: Jeff Tanaka, MD
FILTER: Q1: Leanna Willey, MD
FILTER: Q1: Christian Nechyba, MD
FILTER: Q39: Primary school, Some high school, but no diploma +1
FILTER: Q36: African-American, Asian +4
FILTER: Q36: African-American
FILTER: Q39: High school diploma (or GED)
FILTER: Q32: Fair, Poor

& Family Survey

FILTERED: 48 of 183 respondents

Page 1: Your Child's Provider

Q1

Who primarily takes care of your child at Carolina Kids?

Answered: 48 Skipped: 0

ANSWER CHOICES	RESPONSES	
Jeff Tanaka, MD	0.00%	0
Robert Foor, MD	0.00%	0
Christian Nechyba, MD	0.00%	0
Leanna Willey, MD	100.00%	48
Stephanie Dagen, CPNP	0.00%	0
Mari Emmet, MD	0.00%	0
Mary Beth Helton, MD	0.00%	0
TOTAL		48

Q2

How long has your child been a patient at Carolina Kids Pediatrics?

Answered: 48 Skipped: 0

ANSWER CHOICES	RESPONSES	
Less than 6 months	4.17%	2
6 months - 1 year	6.25%	3
1-3 years	14.58%	7
3-5 years	18.75%	9
More than 5 years	56.25%	27
TOTAL		48

Page 2: Access

Q3

In the last 12 months, how many times did you visit your child's healthcare provider?

Answered: 42 Skipped: 6

ANSWER CHOICES	RESPONSES	
None	0.00%	0
1-3	42.86%	18
4-6	42.86%	18
7-9	7.14%	3
10 or more	7.14%	3
TOTAL		42

Q4

In the last 12 months, how many days did you usually have to wait for an appointment when your child needed care right away (a visit for an illness or acute problem)?

Answered: 42 Skipped: 6

ANSWER CHOICES	RESPONSES	
I was offered an appointment on the same day.	76.19%	32
I was offered an appointment the next day.	2.38%	1
I was offered an appointment within 2-3 days.	4.76%	2
I was offered an appointment within 4-7 days.	0.00%	0
I was offered an appointment more than 7 days in the future.	0.00%	0
I did not need an acute/urgent care visit within the last 12 months.	16.67%	7
TOTAL		42

Q5

In the last 12 months, when you made an appointment for a check-up or routine physical for your child, did you make it with your child's primary care provider?

Answered: 42 Skipped: 6

ANSWER CHOICES	RESPONSES	
Yes	97.62%	41
No	2.38%	1
I didn't make an appointment for a checkup or routine physical in the last 12 months.	0.00%	0
TOTAL		42

Q6

If your child had an appointment for a checkup or routine physical in the last 12 months, were you offered an appointment with your primary care provider within the time frame yor child needed?

Answered: 42 Skipped: 6

ANSWER CHOICES	RESPONSES	
Yes	97.62%	41
No	2.38%	1
My child did not have a checkup or routine physical in the last 12 months	0.00%	0
TOTAL		42

Q7

Have you been provided with information on how to get in touch with us after hours and on weekends and holidays?

Answered: 42 Skipped: 6

ANSWER CHOICES	RESPONSES	
Yes	92.86%	39
No	7.14%	3
TOTAL		42

Q8

In the last 12 months, when you phoned Carolina Kids Pediatrics during regular office hours, how often did you get an answer to your question the same day?

Answered: 42 Skipped: 6

ANSWER CHOICES	RESPONSES	
Never	0.00%	0
Sometimes	4.76%	2
Usually	11.90%	5
Always	78.57%	33
I didn't need telephone advice in the last 12 months	4.76%	2
TOTAL		42

Q9

In the last 12 months, when you phoned Carolina Kids Pediatrics after regular office hours, how often did you get an answer to your question as soon as you needed?

Answered: 42 Skipped: 6

ANSWER CHOICES	RESPONSES	
Never	0.00%	0
Sometimes	4.76%	2
Usually	2.38%	1
Always	30.95%	13
I didn't need after hours telephone advice in the last 12 months	61.90%	26
TOTAL		42

Q10

In the last 12 months, how often did your child see your provider within 30 minutes of his or her appointment time?

Answered: 42 Skipped: 6

ANSWER CHOICES	RESPONSES	
Never	0.00%	0
Sometimes	2.38%	1
Usually	33.33%	14
Always	64.29%	27
My child did not have an appointment in the last 12 months	0.00%	0
TOTAL		42

Page 3: Communication

Q11

In the last 12 months, how often did your child's provider explain things about your child's health in a way that was easy to understand?

Answered: 41 Skipped: 7

ANSWER CHOICES	RESPONSES	
Never	0.00%	0
Sometimes	0.00%	0
Usually	4.88%	2
Always	95.12%	39
TOTAL		41

Q12

In the last 12 months, how often did your provider give you easy to understand information about your health questions or concerns?

Answered: 41 Skipped: 7

ANSWER CHOICES	RESPONSES	
Never	0.00%	0
Sometimes	0.00%	0
Usually	2.44%	1
Always	97.56%	40
TOTAL		41

Q13

In the last 12 months, how often did your provider seem to know the important information about your child's medical history?

Answered: 41 Skipped: 7

ANSWER CHOICES	RESPONSES	
Never	0.00%	0
Sometimes	2.44%	1
Usually	4.88%	2
Always	92.68%	38
TOTAL		41

Q14

In the last 12 months, how often did this provider show respect for what you had to say?

Answered: 41 Skipped: 7

ANSWER CHOICES	RESPONSES	
Never	0.00%	0
Sometimes	2.44%	1
Usually	0.00%	0
Always	97.56%	40
TOTAL		41

Q15

In the last 12 months, how often did this provider spend enough time with your child?

Answered: 41 Skipped: 7

ANSWER CHOICES	RESPONSES	
Never	0.00%	0
Sometimes	0.00%	0
Usually	4.88%	2
Always	95.12%	39
TOTAL		41

Q16

In the last 12 months, did your child's provider order a diagnostic test (lab test, radiology test, etc.)?

Answered: 41 Skipped: 7

ANSWER CHOICES	RESPONSES	
Yes	29.27%	12
No	70.73%	29
TOTAL		41

Q17

In the last 12 months, when your child's provider ordered a diagnostic test, how often did someone from Carolina Kids follow up with you on test results?

Answered: 19 Skipped: 29

ANSWER CHOICES	RESPONSES	
Never	5.26%	1
Sometimes	0.00%	0
Usually	10.53%	2
Always	84.21%	16
TOTAL		19

Page 4: Coordination: Medical Subspecialists

Q18

In the last 12 months, did your child receive care from a medical specialist?

Answered: 40 Skipped: 8

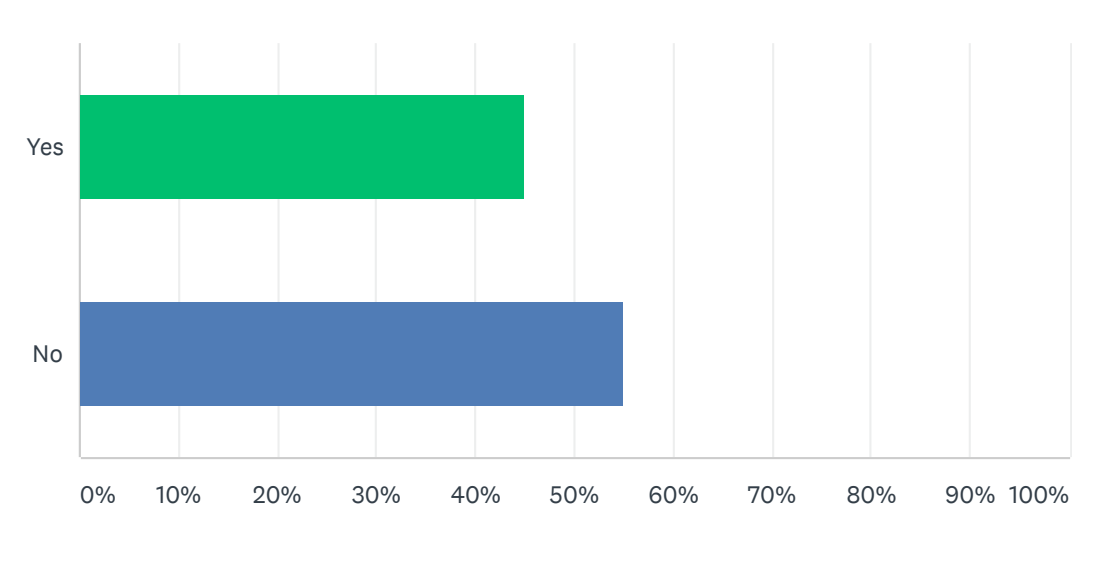

ANSWER CHOICES	RESPONSES	
Yes	45.00%	18
No	55.00%	22
TOTAL		40

Q19

Customize Save as▼

In the last 12 months, how often did your provider seem informed and up to date about the care your child got from specialists?

Answered: 28 Skipped: 20

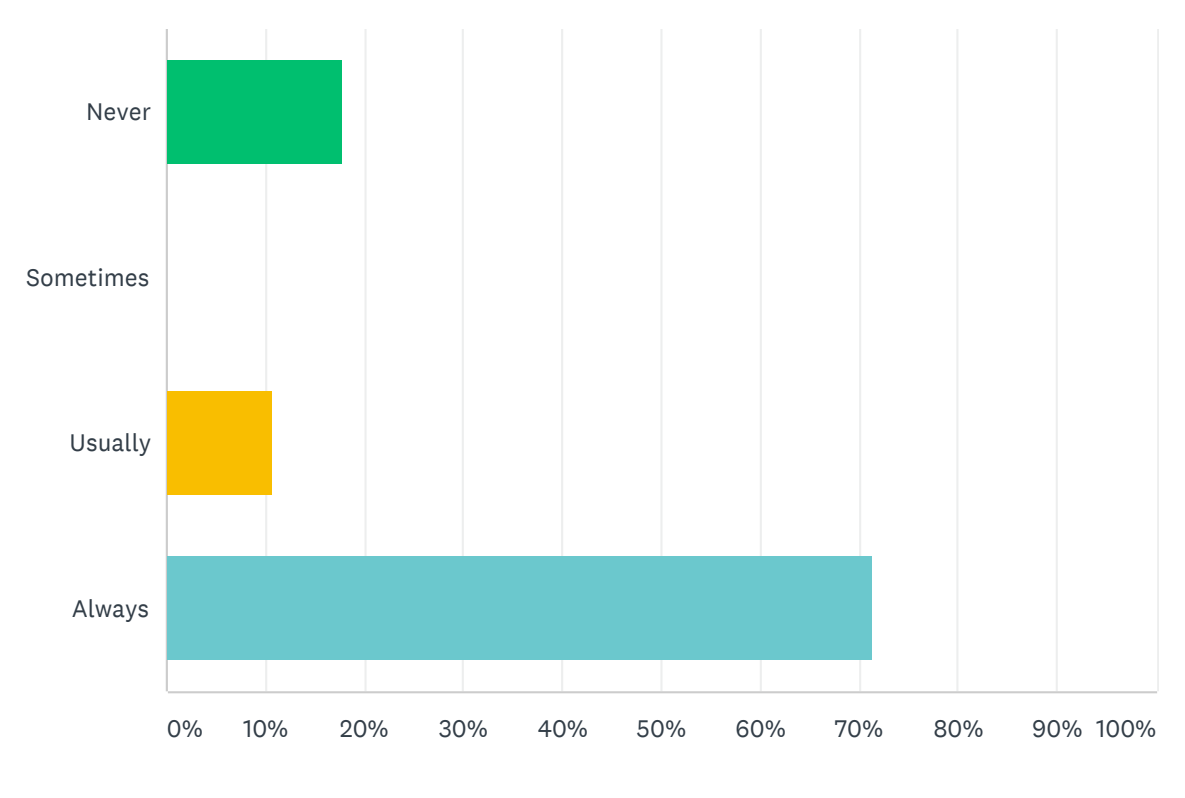

ANSWER CHOICES	RESPONSES	
Never	17.86%	5
Sometimes	0.00%	0
Usually	10.71%	3
Always	71.43%	20
TOTAL		28

Page 5: Coordination: Child Development

Q20

Customize Save as▼

During the last 12 months, did your child receive help from developmental therapists (including speech, occupational, or speech therapists), or from school-based special education teams?

Answered: 40 Skipped: 8

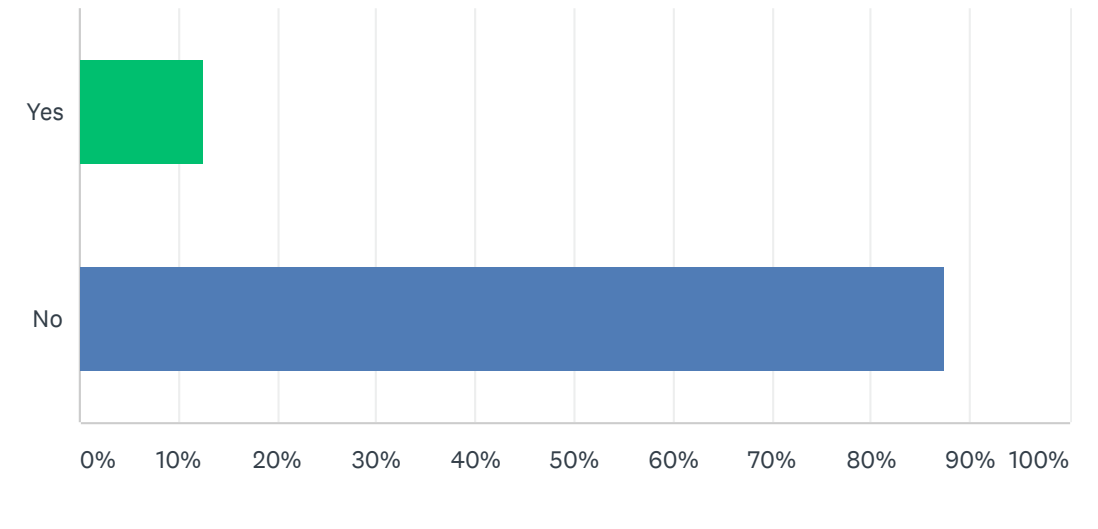

ANSWER CHOICES	RESPONSES	
Yes	12.50%	5
No	87.50%	35
TOTAL		40

Q21

Customize Save as▼

In the last 12 months, how often did your child's provider seem informed and up to date about the care your child received from developmental therapists or school-based special education teams?

Answered: 11 Skipped: 37

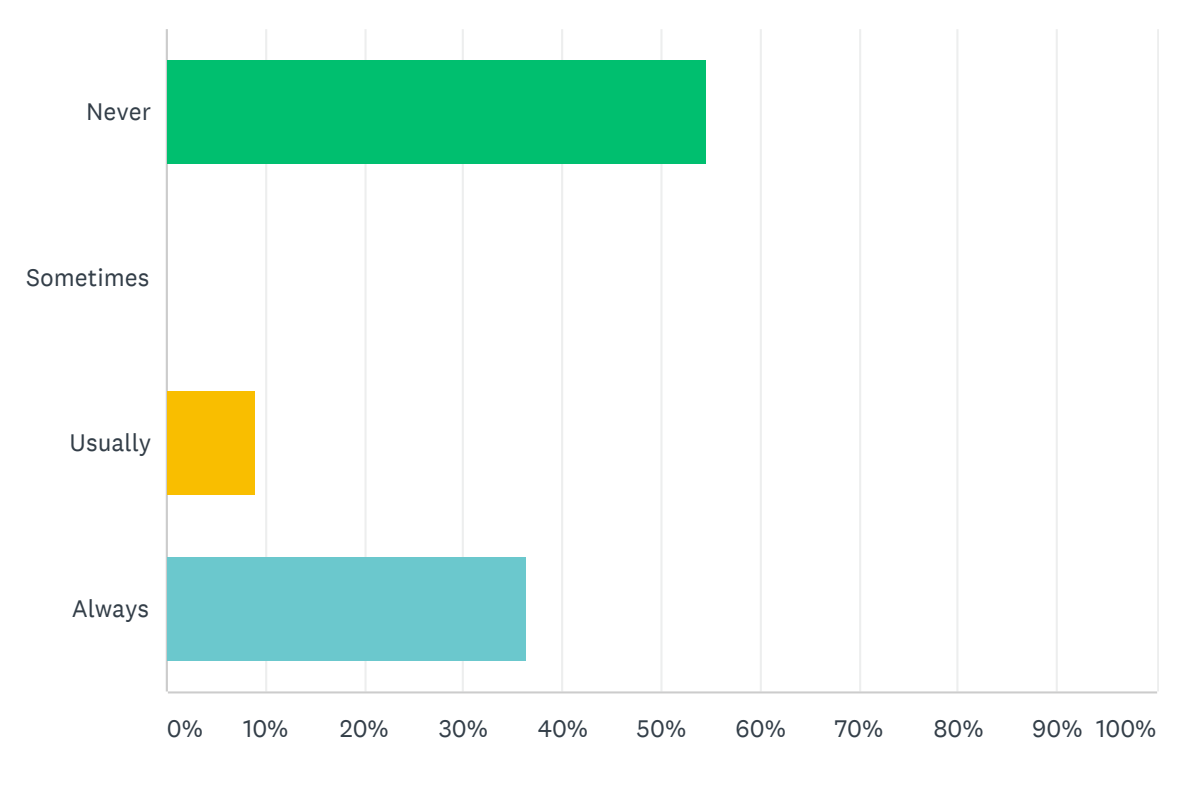

ANSWER CHOICES	RESPONSES	
Never	54.55%	6
Sometimes	0.00%	0
Usually	9.09%	1
Always	36.36%	4
TOTAL		11

Page 6: Whole Person Care & Self-Management Support

Q22

Customize Save as▼

In the last 12 months, did your provider talk about your child's development and/or learning ability?

Answered: 38 Skipped: 10

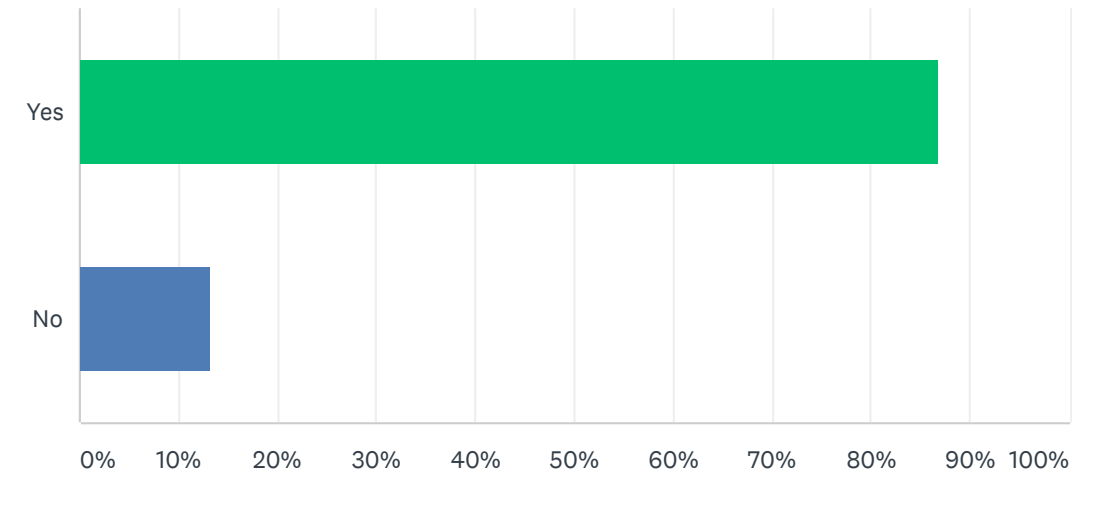

ANSWER CHOICES	RESPONSES	
Yes	86.84%	33
No	13.16%	5
TOTAL		38

Q23

Customize Save as▼

In the last 12 months, did your child's provider talk about normal behavior at your child's age, and ask about any emotional or mood problems?

Answered: 38 Skipped: 10

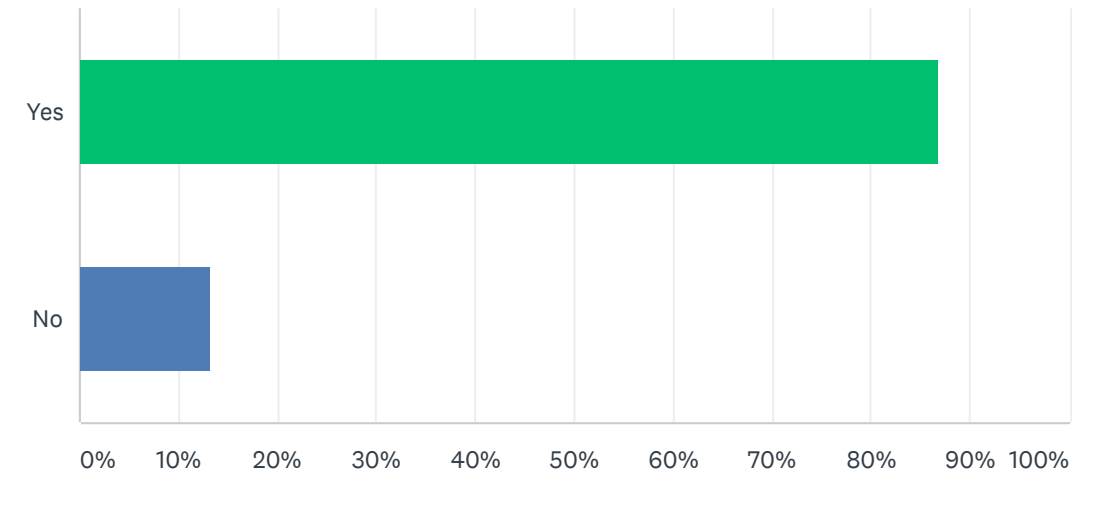

ANSWER CHOICES	RESPONSES	
Yes	86.84%	33
No	13.16%	5
TOTAL		38

Q24

Customize Save as▼

In the last 12 months, did your provider discuss your child's physical growth?

Answered: 38 Skipped: 10

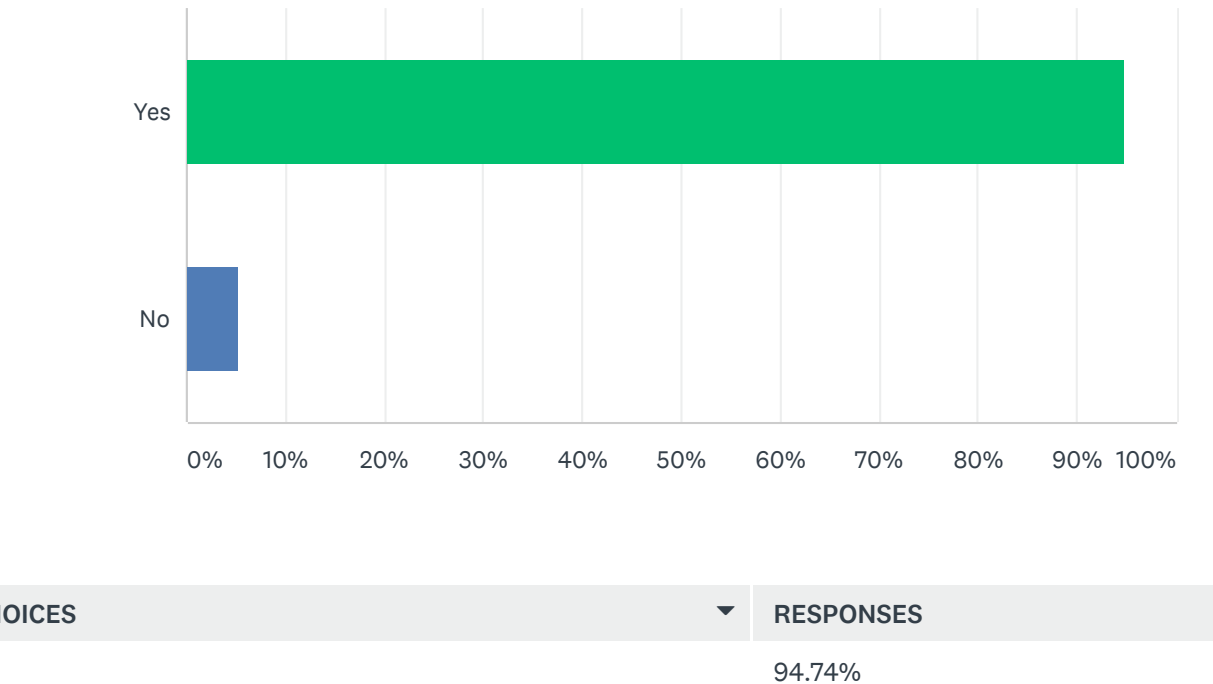

ANSWER CHOICES	RESPONSES	
Yes	94.74%	36
No	5.26%	2
TOTAL		38

Q25

Customize Save as▼

In the last 12 months, did your child's provider talk about how to keep your child safe and prevent injury?

Answered: 38 Skipped: 10

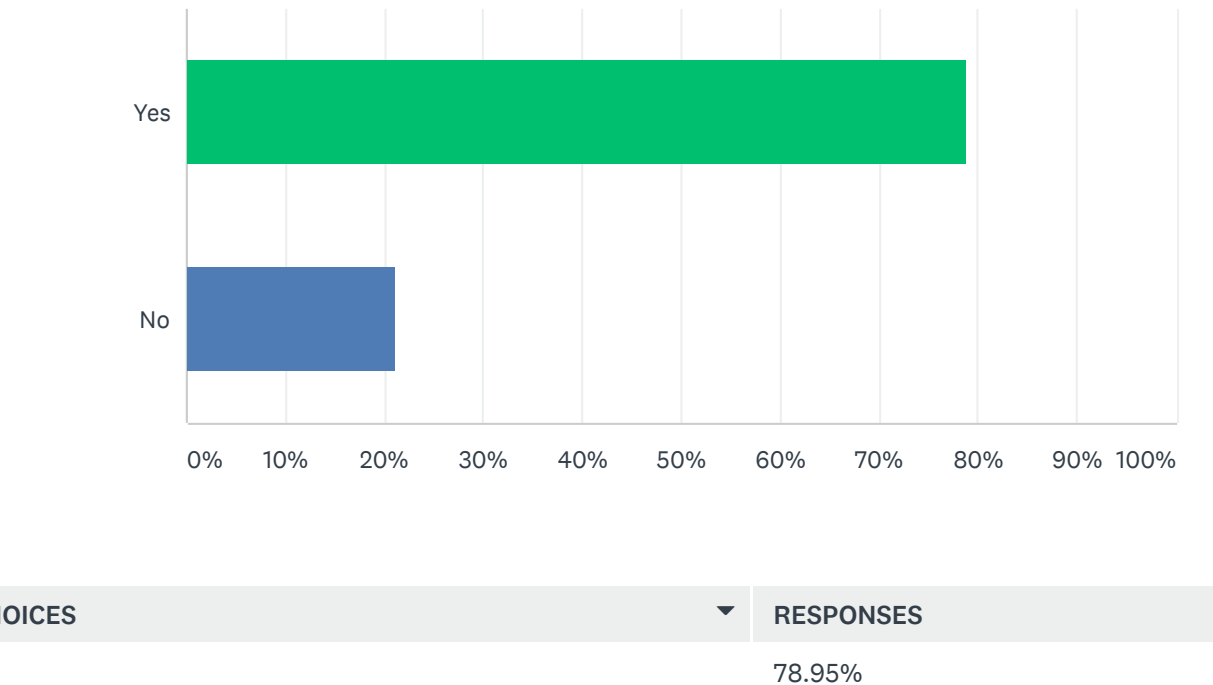

ANSWER CHOICES	RESPONSES	
Yes	78.95%	30
No	21.05%	8
TOTAL		38

Q26

Customize Save as▼

In the last 12 months, did your child's provider talk about healthy lifestyle, exercise, and nutrition?

Answered: 37 Skipped: 11

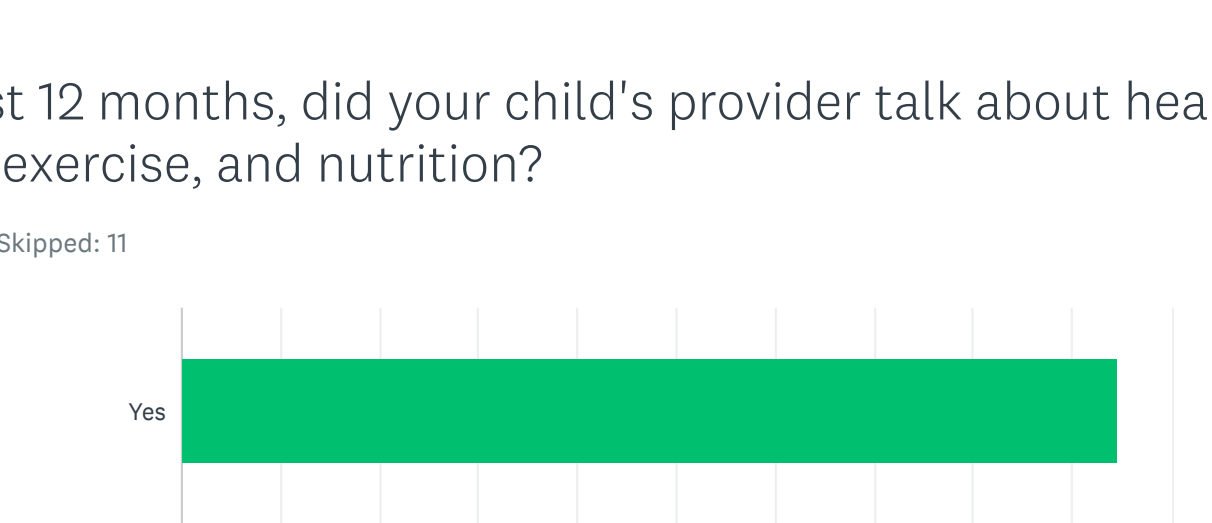

ANSWER CHOICES	RESPONSES	
Yes	94.59%	35
No	5.41%	2
TOTAL		37

Q27

Customize Save as▼

In the last 12 months, did your child's provider talk about how your child gets along socially with family members, peers, and others in the community?

Answered: 37 Skipped: 11

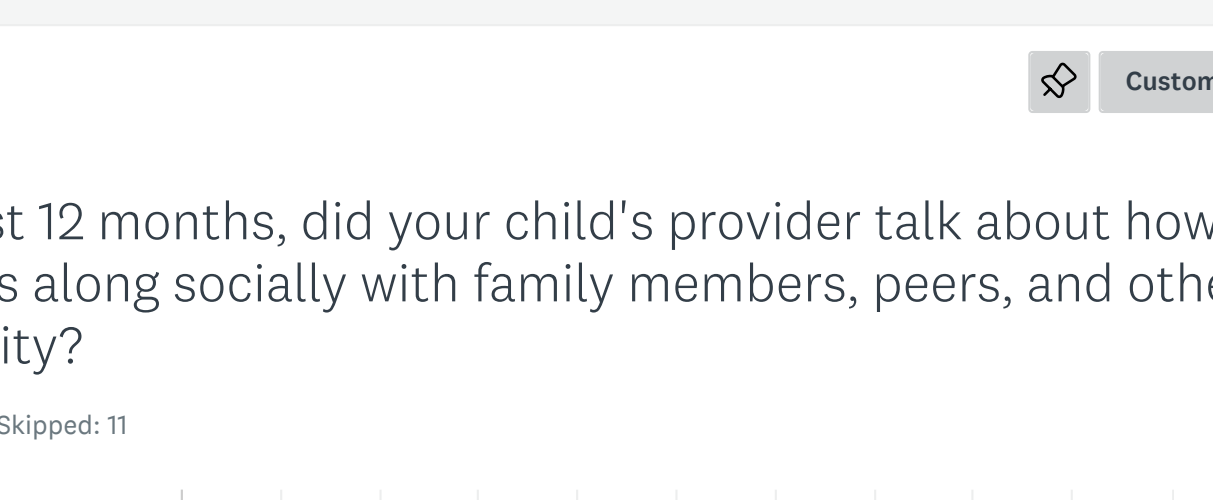

ANSWER CHOICES	RESPONSES	
Yes	75.68%	28
No	24.32%	9
TOTAL		37

Q28

Customize Save as▼

In the last 12 months, did your child's provider talk about how to effectively use and limit "screen time" including TV, computers, tablets, smart phones, and social media?

Answered: 37 Skipped: 11

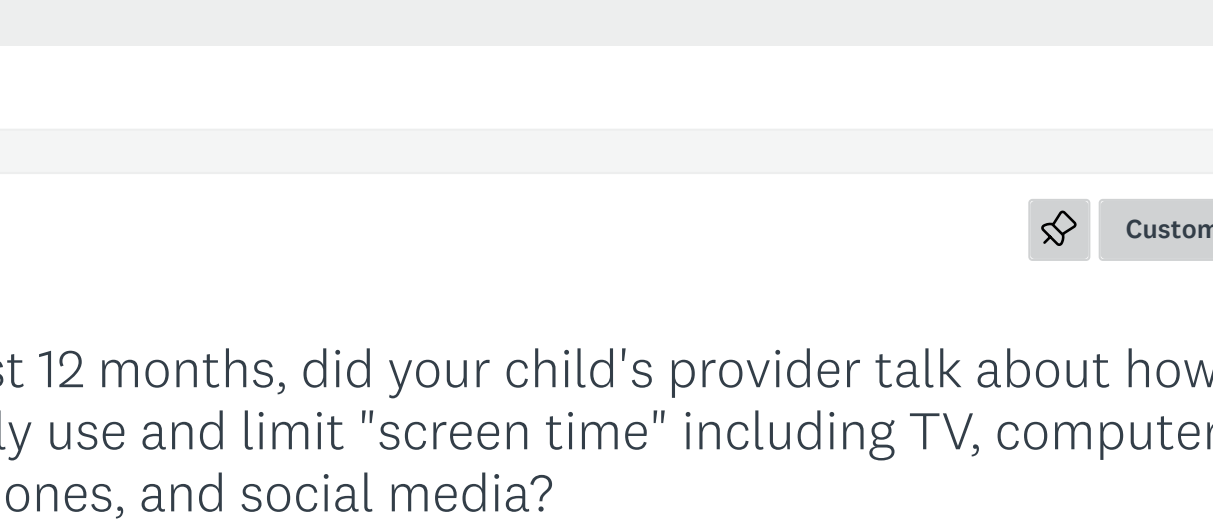

ANSWER CHOICES	RESPONSES	
Yes	54.05%	20
No	45.95%	17
TOTAL		37

Q29

Customize Save as▼

In the last 12 months, did your child's provider talk about specific goals for your child's health?

Answered: 37 Skipped: 11

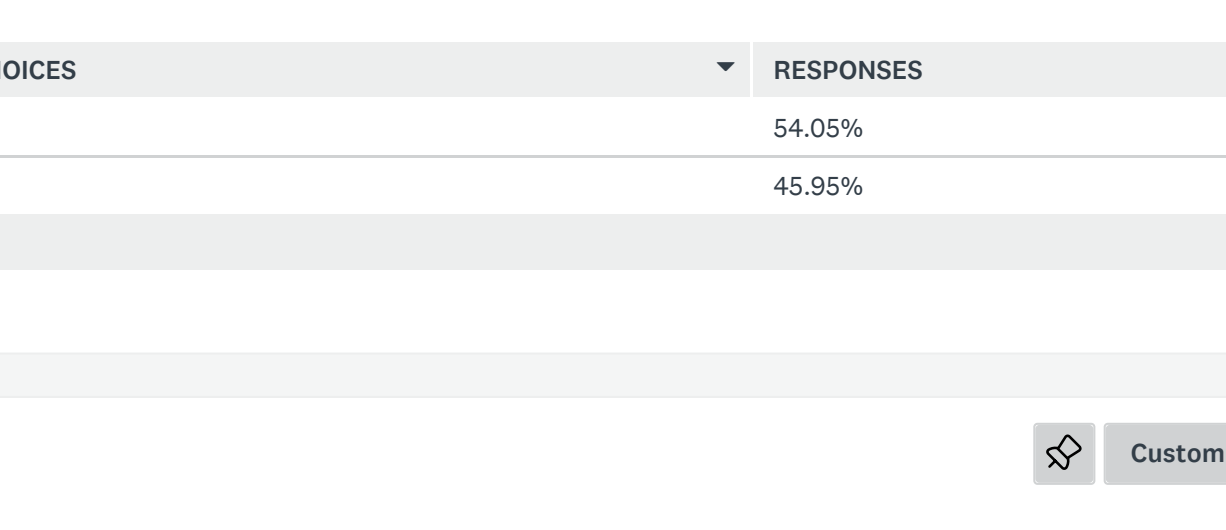

ANSWER CHOICES	RESPONSES	
Yes	75.68%	28
No	24.32%	9
TOTAL		37

Q30

Customize Save as▼

In the last 12 months, did your child's provider talk about medicines and supplements your child is taking?

Answered: 37 Skipped: 11

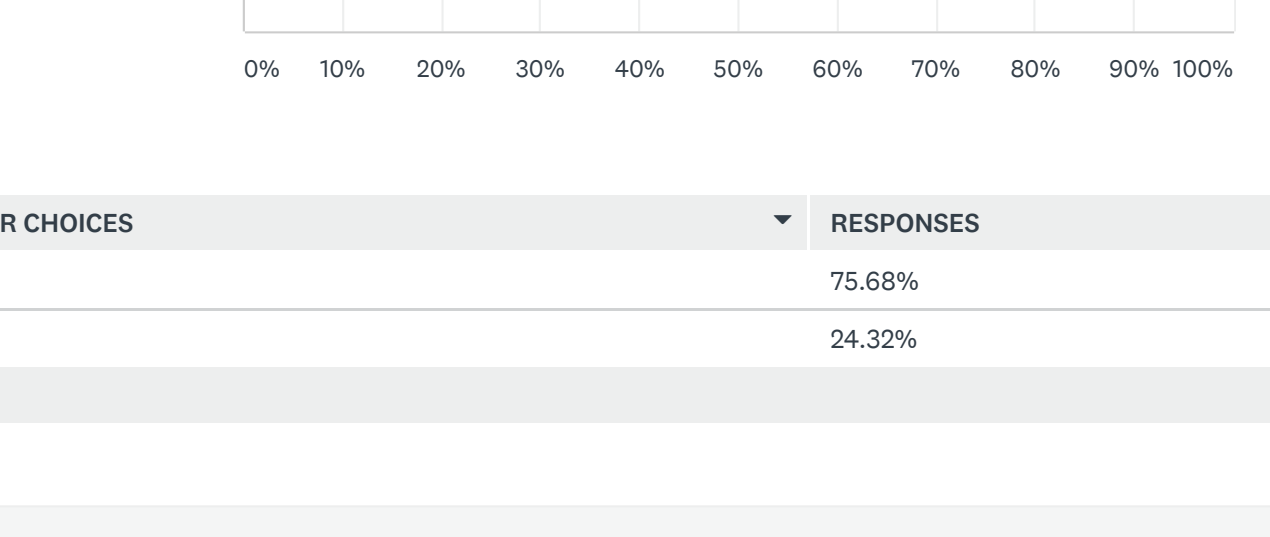

ANSWER CHOICES	RESPONSES	
Yes	67.57%	25
No	5.41%	2
My child did not take medicines or supplements in the last 12 months	27.03%	10
TOTAL		37

Page 7: About Your Child and You

Q31

Customize Save as▼

In general, how would you rate your child's overall health?

Answered: 38 Skipped: 10

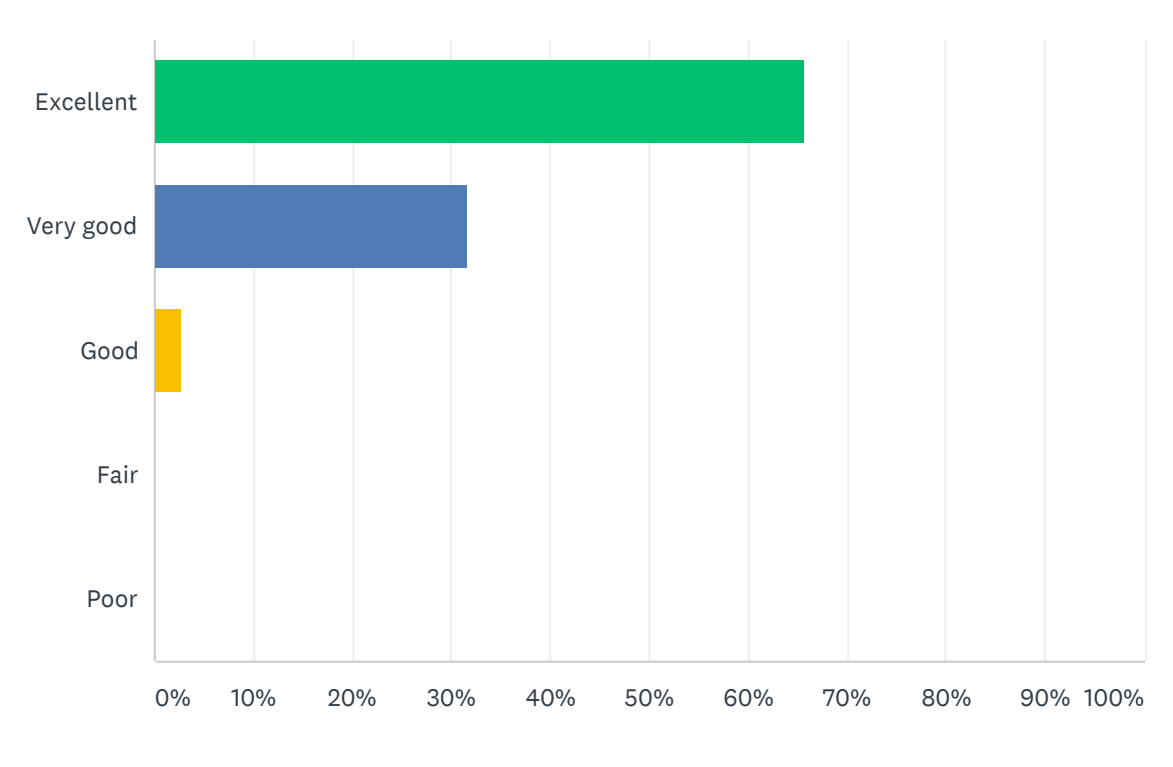

ANSWER CHOICES	RESPONSES	
Excellent	65.79%	25
Very good	31.58%	12
Good	2.63%	1
Fair	0.00%	0
Poor	0.00%	0
TOTAL		38

Q32

Customize Save as▼

In general, how would you rate your child's overall mental or emotional health?

Answered: 37 Skipped: 11

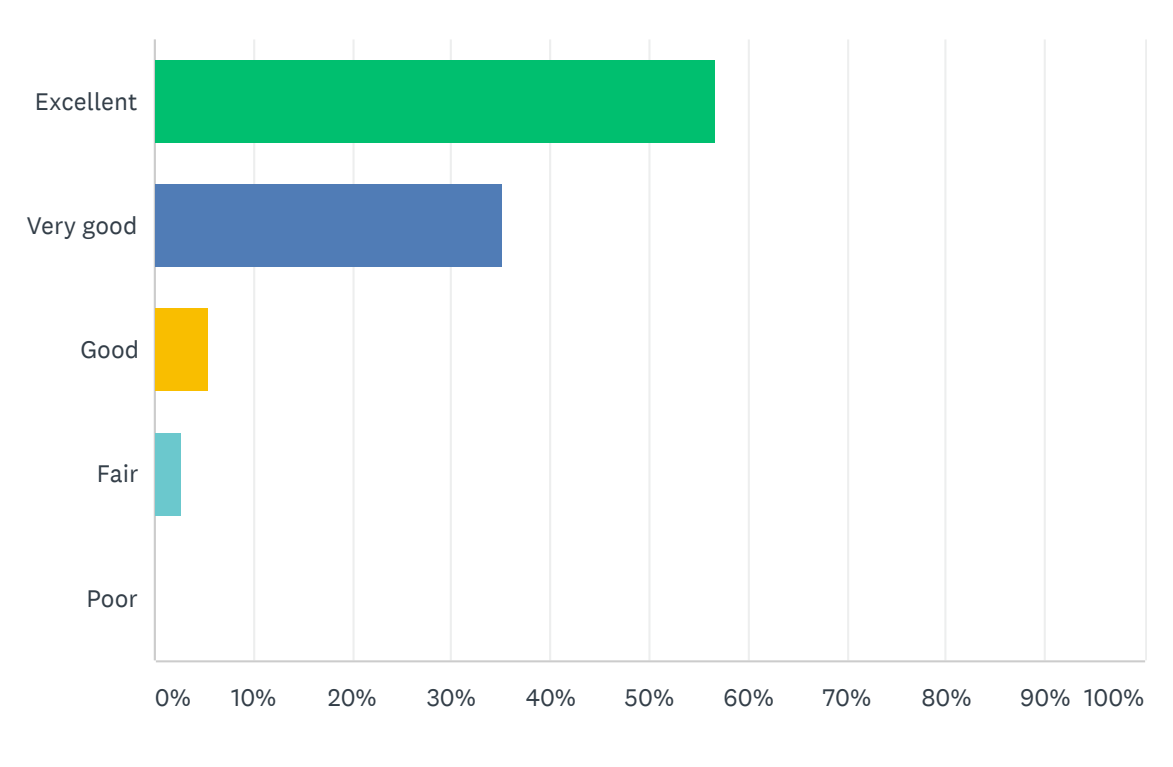

ANSWER CHOICES	RESPONSES	
Excellent	56.76%	21
Very good	35.14%	13
Good	5.41%	2
Fair	2.70%	1
Poor	0.00%	0
TOTAL		37

Q33

Customize Save as▼

What is your child's age?

Answered: 39 Skipped: 9

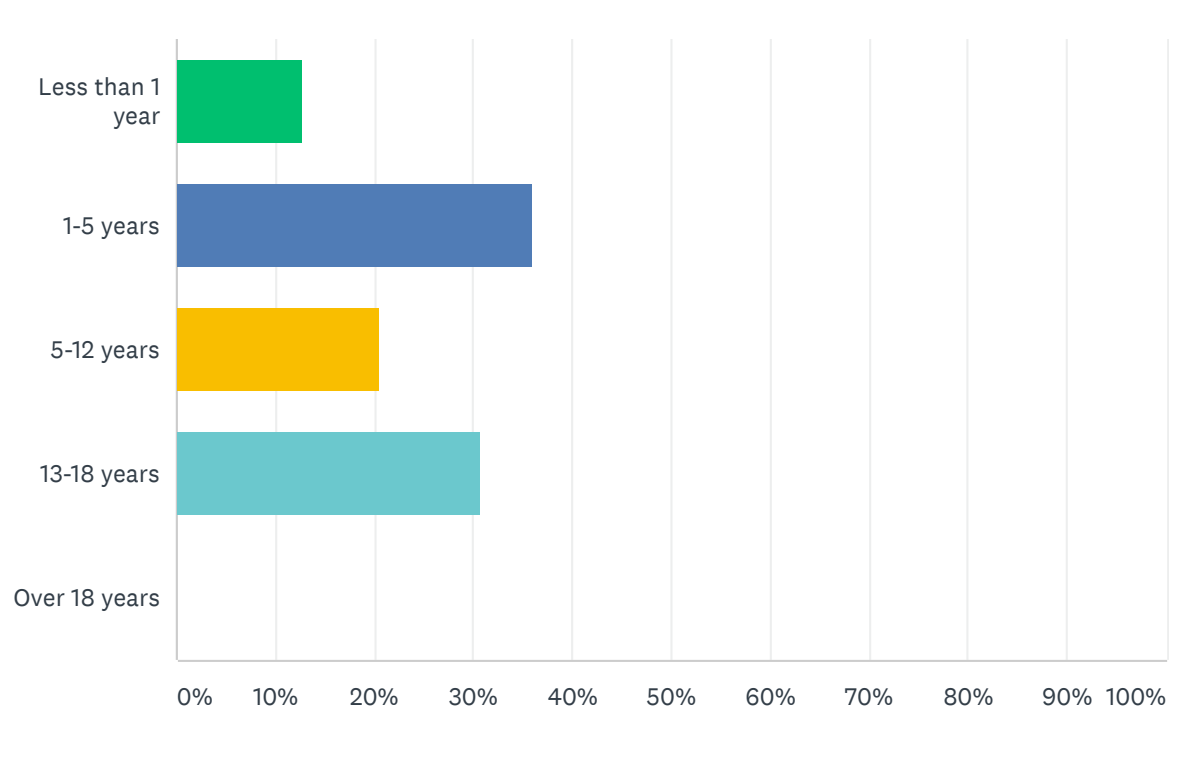

ANSWER CHOICES	RESPONSES	
Less than 1 year	12.82%	5
1-5 years	35.90%	14
5-12 years	20.51%	8
13-18 years	30.77%	12
Over 18 years	0.00%	0
TOTAL		39

Q34

Customize Save as▼

Is your child male or female?

Answered: 38 Skipped: 10

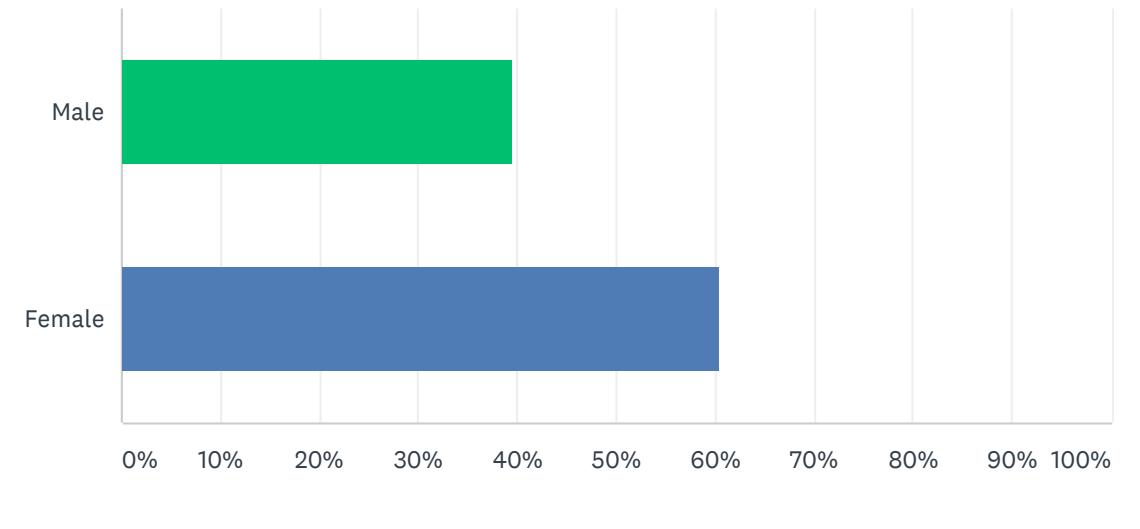

ANSWER CHOICES	RESPONSES	
Male	39.47%	15
Female	60.53%	23
TOTAL		38

Q35

Customize Save as▼

Is your child of Hispanic or Latino origin or descent?

Answered: 38 Skipped: 10

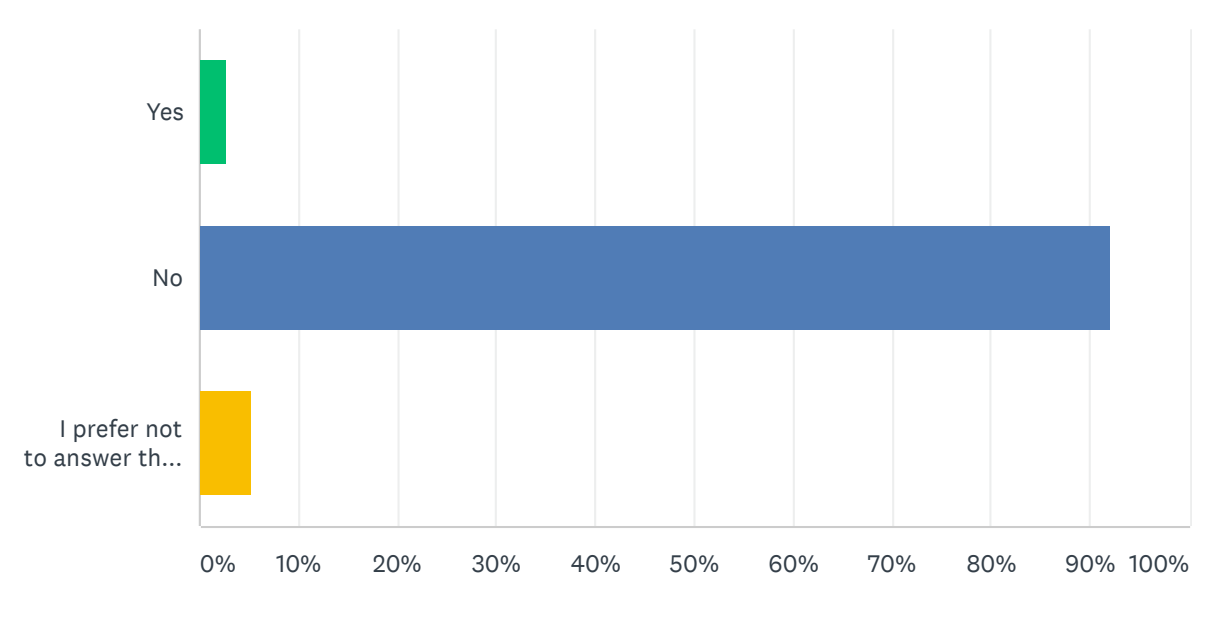

ANSWER CHOICES	RESPONSES	
Yes	2.63%	1
No	92.11%	35
I prefer not to answer this question	5.26%	2
TOTAL		38

Q36

Customize Save as▼

What is your child's race? Mark one or more.

Answered: 38 Skipped: 10

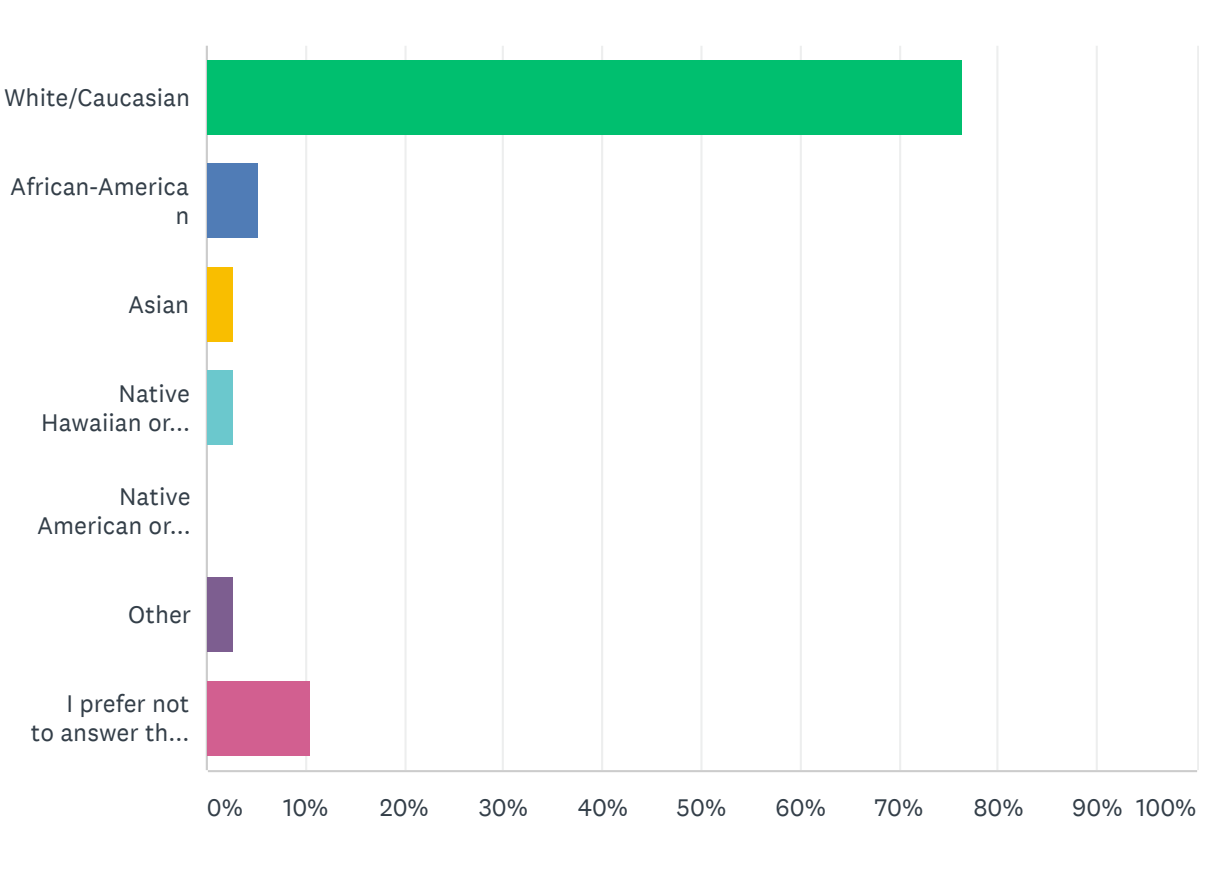

ANSWER CHOICES	RESPONSES	
White/Caucasian	76.32%	29
African-American	5.26%	2
Asian	2.63%	1
Native Hawaiian or Pacific Islander	2.63%	1
Native American or Alaska Native	0.00%	0
Other	2.63%	1
I prefer not to answer this question	10.53%	4
TOTAL		38

Q37

Customize Save as▼

What is your age?

Answered: 39 Skipped: 9

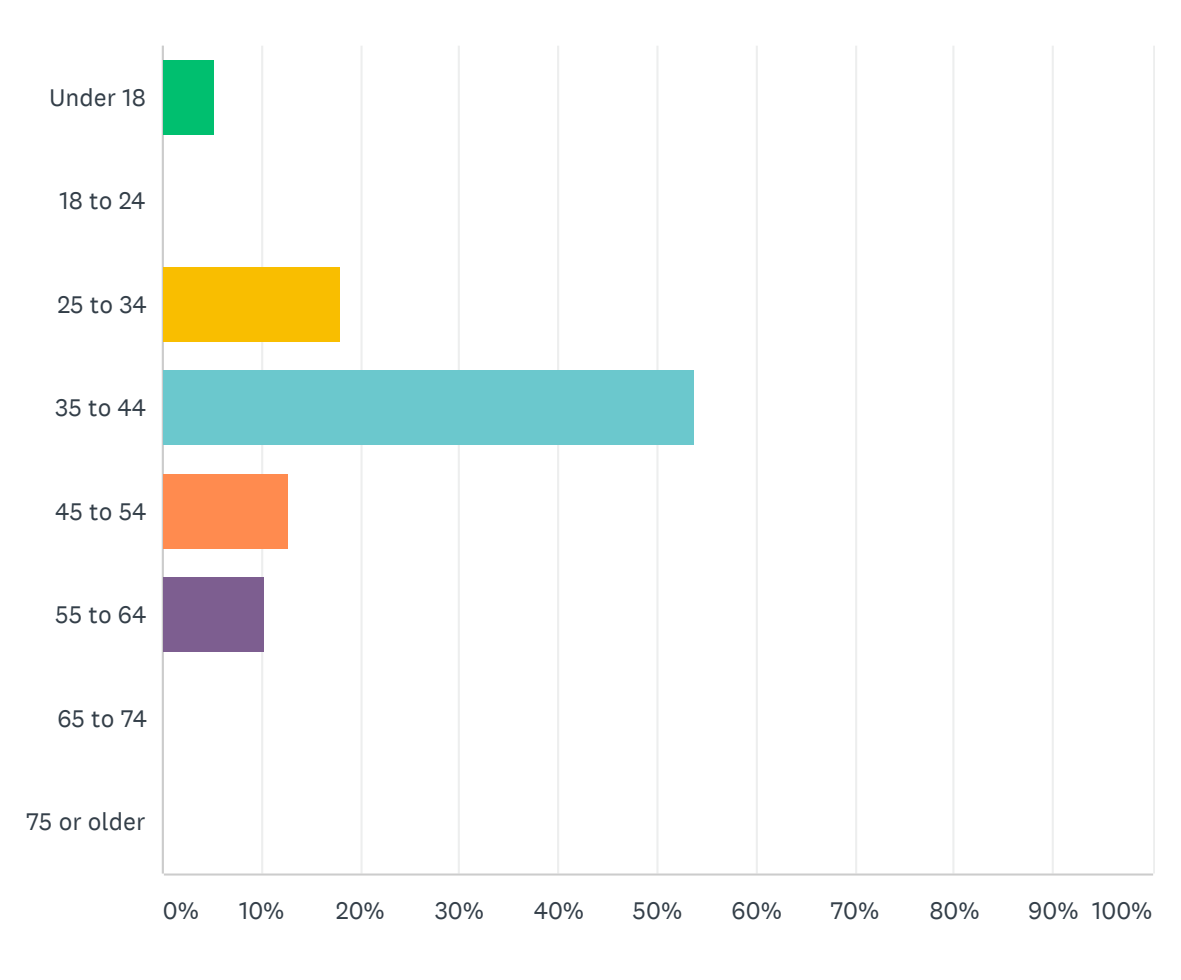

ANSWER CHOICES	RESPONSES	
Under 18	5.13%	2
18 to 24	0.00%	0
25 to 34	17.95%	7
35 to 44	53.85%	21
45 to 54	12.82%	5
55 to 64	10.26%	4
65 to 74	0.00%	0

75 or older	0.00%	0
TOTAL		**39**

Q38

Customize Save as

Are you male or female?

Answered: 39 Skipped: 9

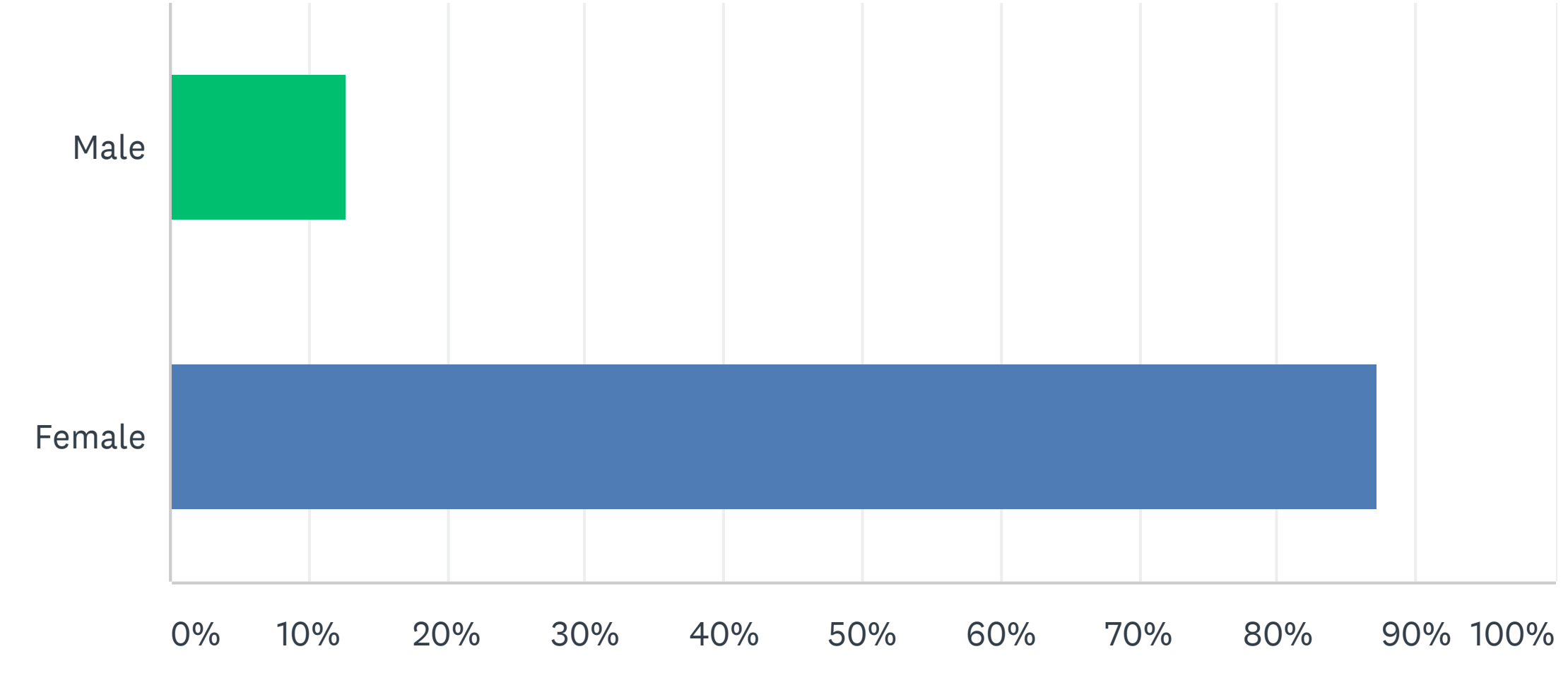

ANSWER CHOICES	RESPONSES	
Male	12.82%	5
Female	87.18%	34
TOTAL		**39**

Q39

Customize Save as

What is the highest level of school that you have completed?

Answered: 39 Skipped: 9

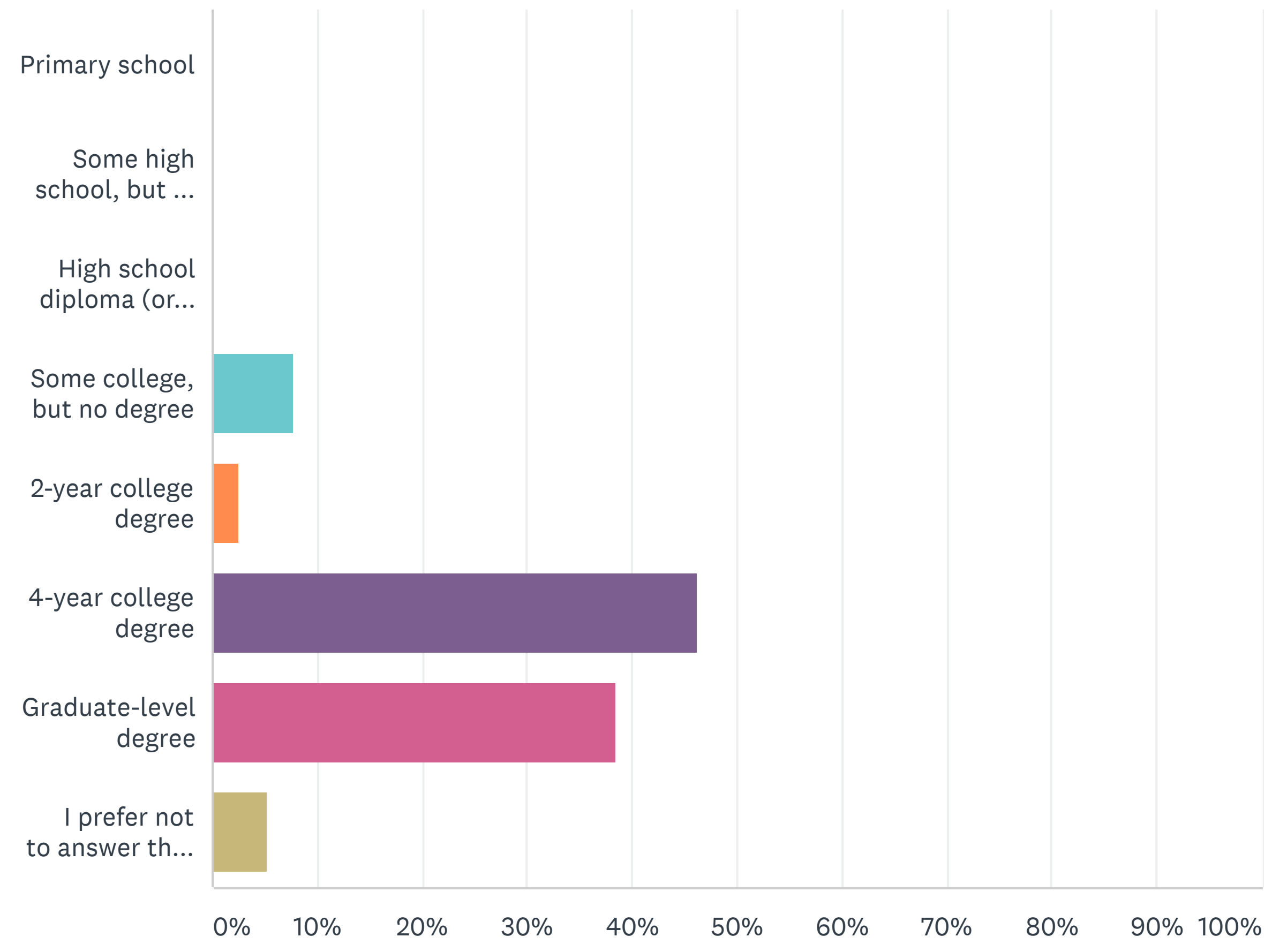

ANSWER CHOICES	RESPONSES	
Primary school	0.00%	0
Some high school, but no diploma	0.00%	0
High school diploma (or GED)	0.00%	0
Some college, but no degree	7.69%	3
2-year college degree	2.56%	1
4-year college degree	46.15%	18
Graduate-level degree	38.46%	15
I prefer not to answer this question	5.13%	2
TOTAL		**39**

Q40

Customize Save as

How are you related to the child?

Answered: 39 Skipped: 9

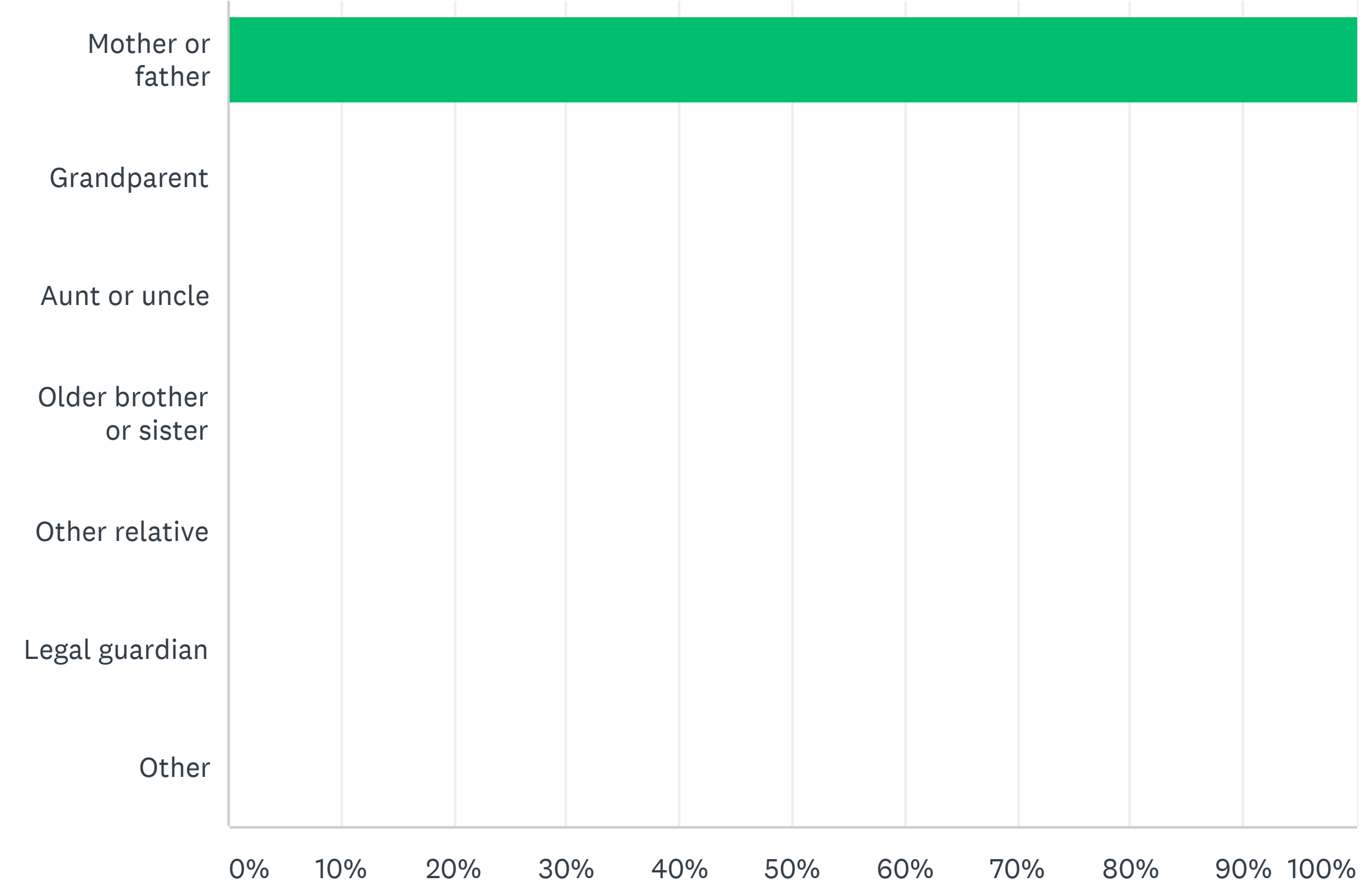

ANSWER CHOICES	RESPONSES	
Mother or father	100.00%	39
Grandparent	0.00%	0
Aunt or uncle	0.00%	0
Older brother or sister	0.00%	0
Other relative	0.00%	0
Legal guardian	0.00%	0
Other	0.00%	0
TOTAL		**39**

Q41

Customize Save as

Would you be willing to participate in our Patient Advisory Committee to provide us with feedback to continue to improve our practice? The committee meets about every 4-6 months, and you are welcome to participate in just one session, or all sessions. No long-term commitment is required. As the responses on this survey are anonymous, please contact us at (919) 881-9009 and leave a message for Dr. Nechyba with your contact information if you would like to participate. Thank you!

Answered: 25 Skipped: 23

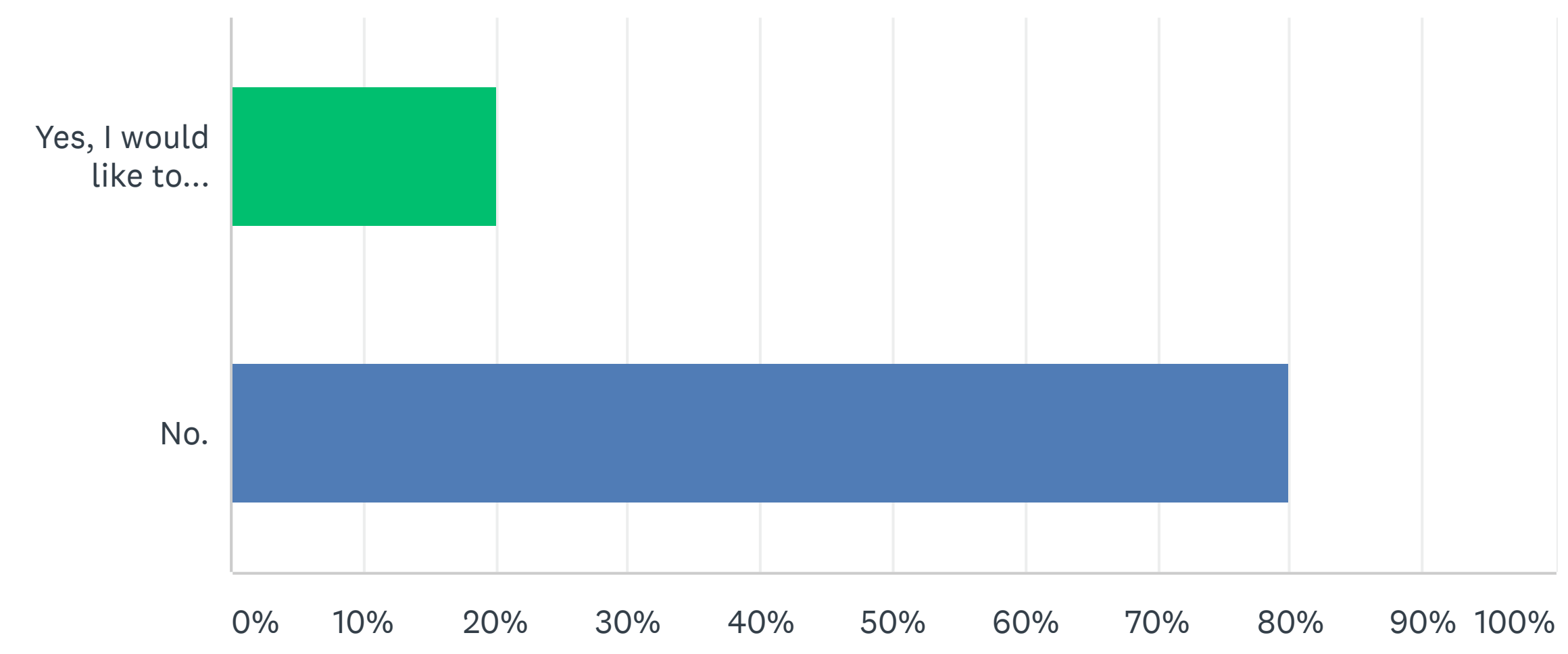

ANSWER CHOICES	RESPONSES	
Yes, I would like to participate in the Patient Advisory Committee. I will call the office and leave my contact information.	20.00%	5
No.	80.00%	20
TOTAL		**25**

ENGLISH

Copyright © 1999-2021 SurveyMonkey