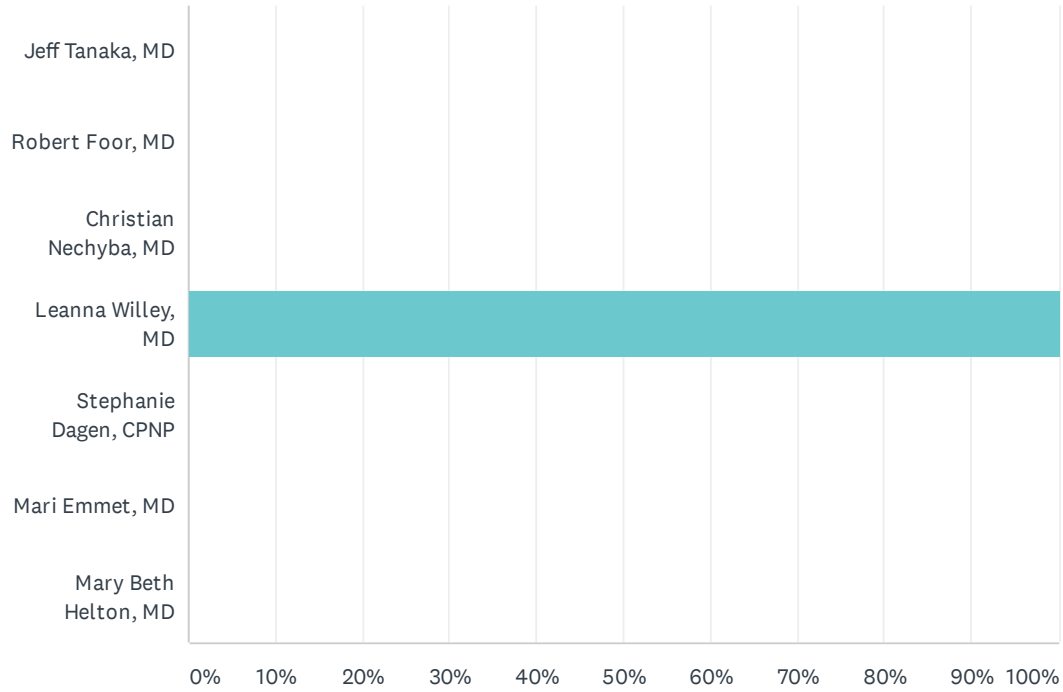


Q1 Who primarily takes care of your child at Carolina Kids?

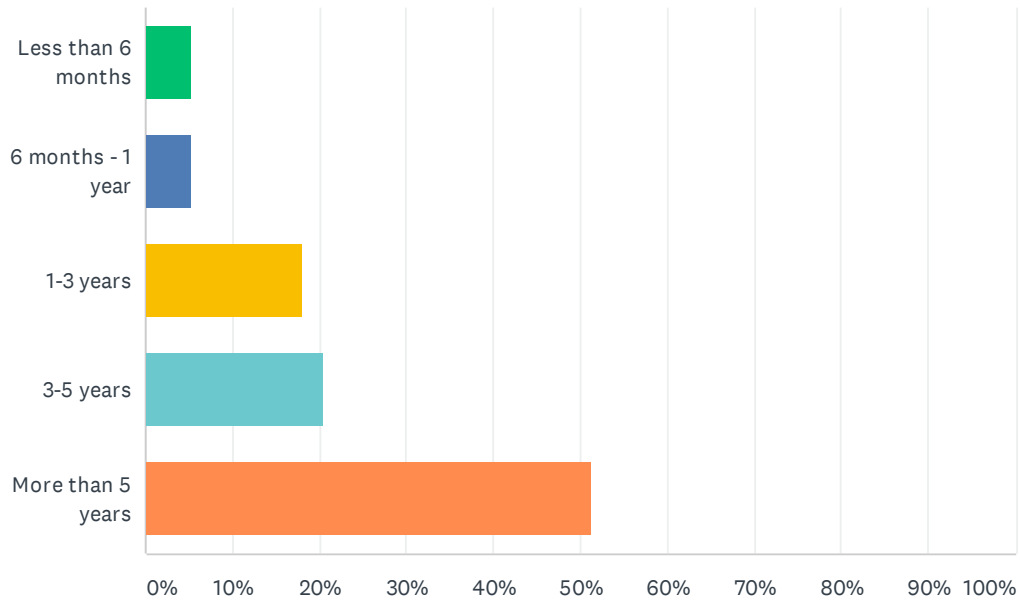
Answered: 39 Skipped: 0



ANSWER CHOICES	RESPONSES
Jeff Tanaka, MD	0.00% 0
Robert Foor, MD	0.00% 0
Christian Nechyba, MD	0.00% 0
Leanna Willey, MD	100.00% 39
Stephanie Dagen, CPNP	0.00% 0
Mari Emmet, MD	0.00% 0
Mary Beth Helton, MD	0.00% 0
TOTAL	39

Q2 How long has your child been a patient at Carolina Kids Pediatrics?

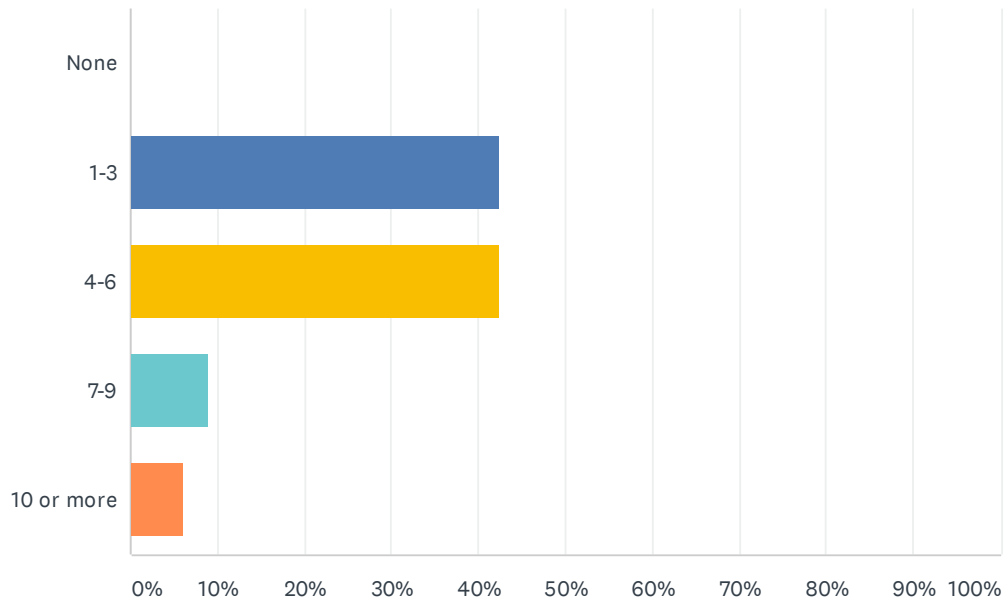
Answered: 39 Skipped: 0



ANSWER CHOICES	RESPONSES
Less than 6 months	5.13% 2
6 months - 1 year	5.13% 2
1-3 years	17.95% 7
3-5 years	20.51% 8
More than 5 years	51.28% 20
TOTAL	39

Q3 In the last 12 months, how many times did you visit your child's healthcare provider?

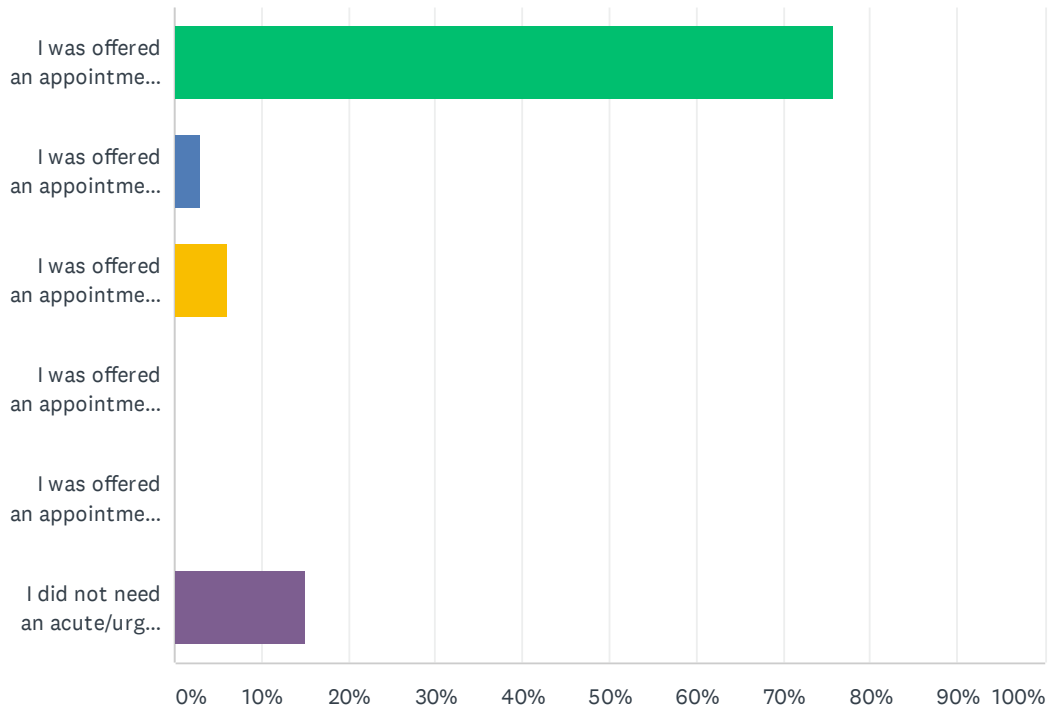
Answered: 33 Skipped: 6



ANSWER CHOICES	RESPONSES	
None	0.00%	0
1-3	42.42%	14
4-6	42.42%	14
7-9	9.09%	3
10 or more	6.06%	2
TOTAL		33

Q4 In the last 12 months, how many days did you usually have to wait for an appointment when your child needed care right away (a visit for an illness or acute problem)?

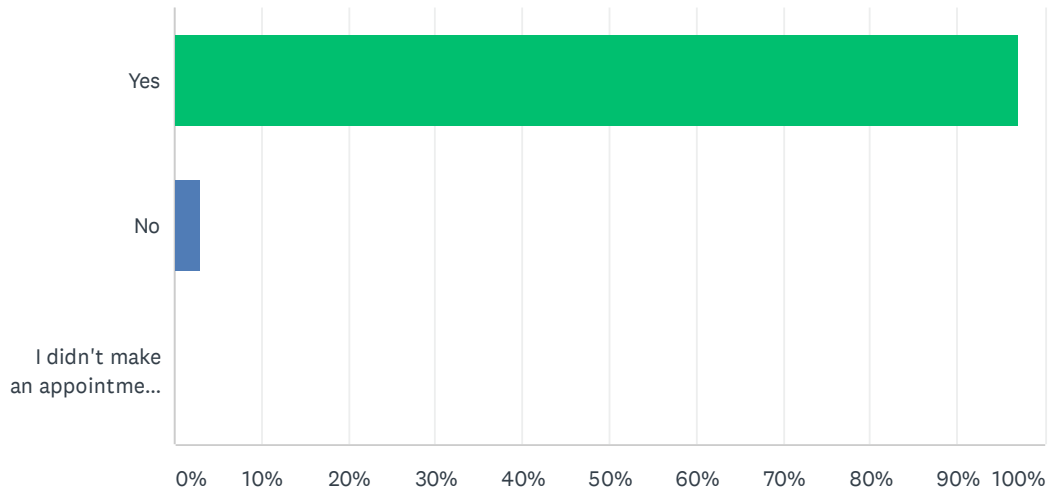
Answered: 33 Skipped: 6



ANSWER CHOICES	RESPONSES	
I was offered an appointment on the same day.	75.76%	25
I was offered an appointment the next day.	3.03%	1
I was offered an appointment within 2-3 days.	6.06%	2
I was offered an appointment within 4-7 days.	0.00%	0
I was offered an appointment more than 7 days in the future.	0.00%	0
I did not need an acute/urgent care visit within the last 12 months.	15.15%	5
TOTAL		33

Q5 In the last 12 months, when you made an appointment for a check-up or routine physical for your child, did you make it with your child's primary care provider?

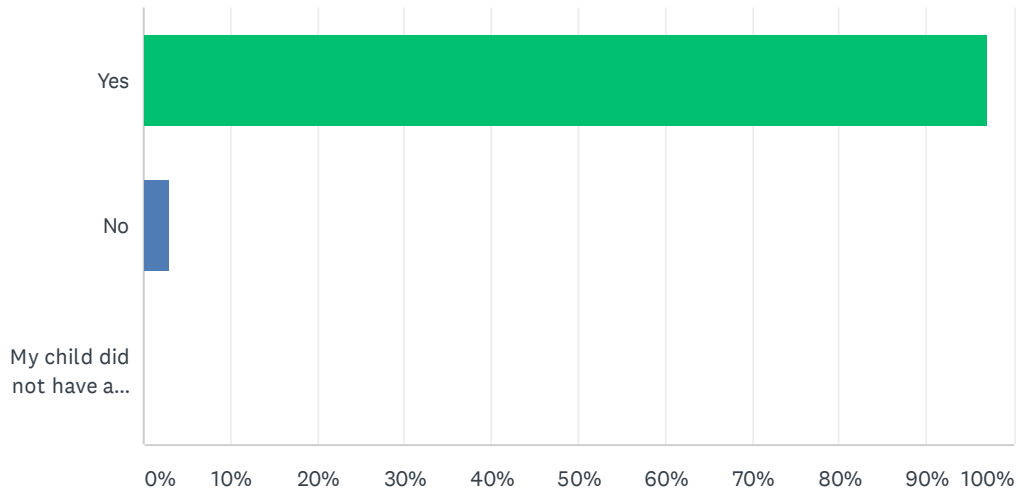
Answered: 33 Skipped: 6



ANSWER CHOICES	RESPONSES	
Yes	96.97%	32
No	3.03%	1
I didn't make an appointment for a checkup or routine physical in the last 12 months.	0.00%	0
TOTAL		33

Q6 If your child had an appointment for a checkup or routine physical in the last 12 months, were you offered an appointment with your primary care provider within the time frame yor child needed?

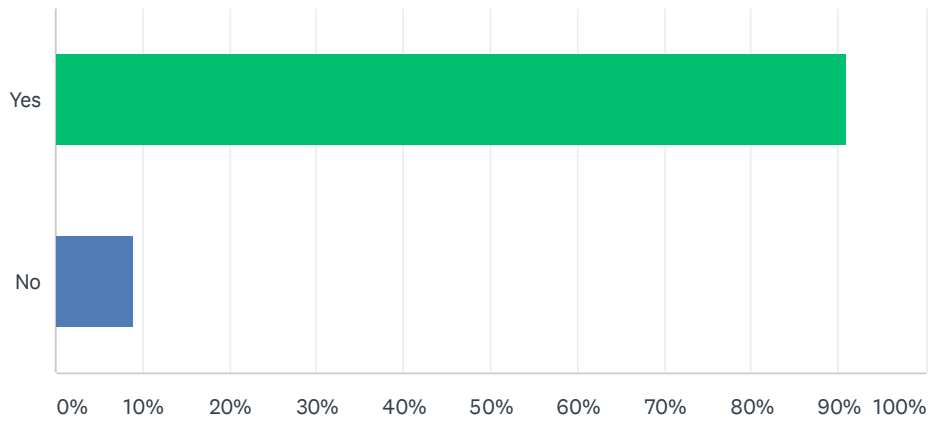
Answered: 33 Skipped: 6



ANSWER CHOICES	RESPONSES	
Yes	96.97%	32
No	3.03%	1
My child did not have a checkup or routine physical in the last 12 months	0.00%	0
TOTAL		33

Q7 Have you been provided with information on how to get in touch with us after hours and on weekends and holidays?

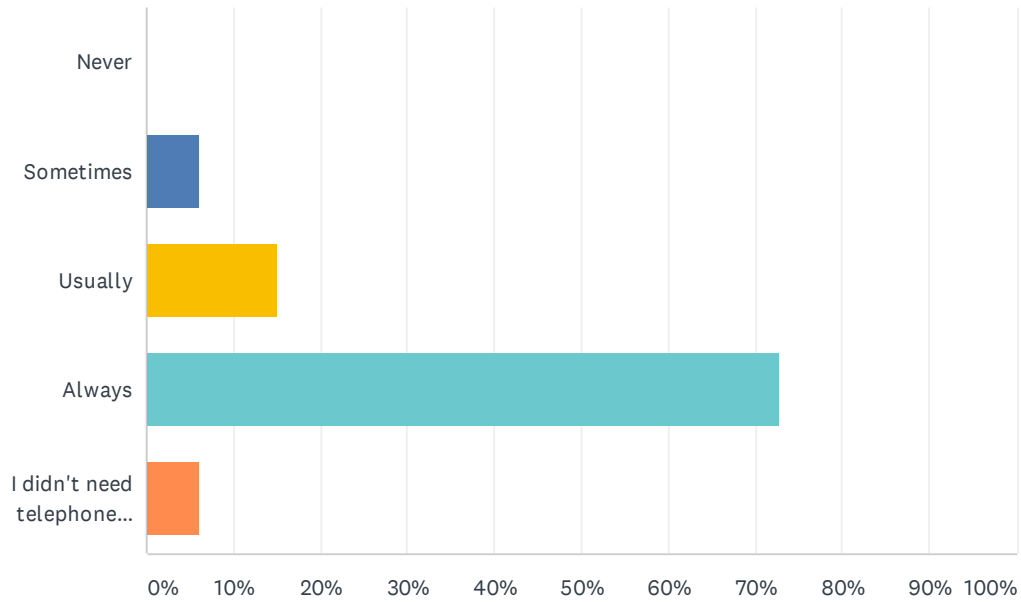
Answered: 33 Skipped: 6



ANSWER CHOICES	RESPONSES	
Yes	90.91%	30
No	9.09%	3
TOTAL		33

Q8 In the last 12 months, when you phoned Carolina Kids Pediatrics during regular office hours, how often did you get an answer to your question the same day?

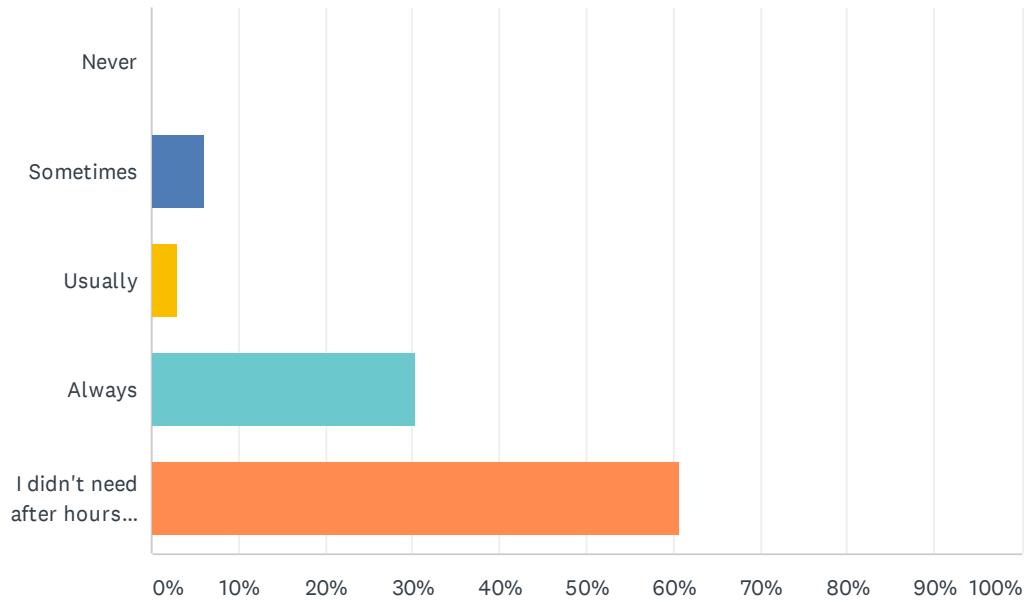
Answered: 33 Skipped: 6



ANSWER CHOICES	RESPONSES	
Never	0.00%	0
Sometimes	6.06%	2
Usually	15.15%	5
Always	72.73%	24
I didn't need telephone advice in the last 12 months	6.06%	2
TOTAL		33

Q9 In the last 12 months, when you phoned Carolina Kids Pediatrics after regular office hours, how often did you get an answer to your question as soon as you needed?

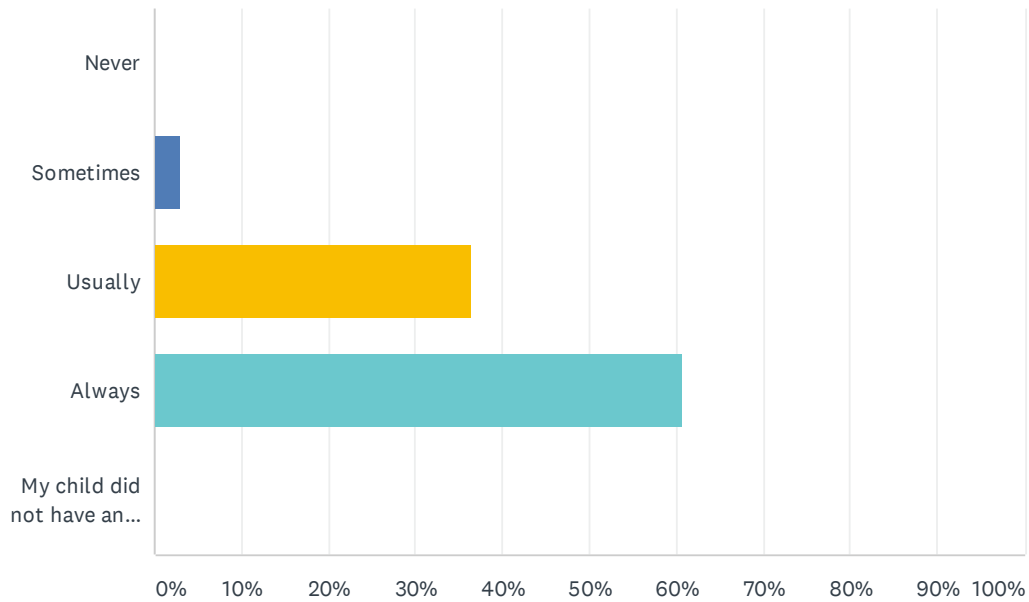
Answered: 33 Skipped: 6



ANSWER CHOICES	RESPONSES	
Never	0.00%	0
Sometimes	6.06%	2
Usually	3.03%	1
Always	30.30%	10
I didn't need after hours telephone advice in the last 12 months	60.61%	20
TOTAL		33

Q10 In the last 12 months, how often did your child see your provider within 30 minutes of his or her appointment time?

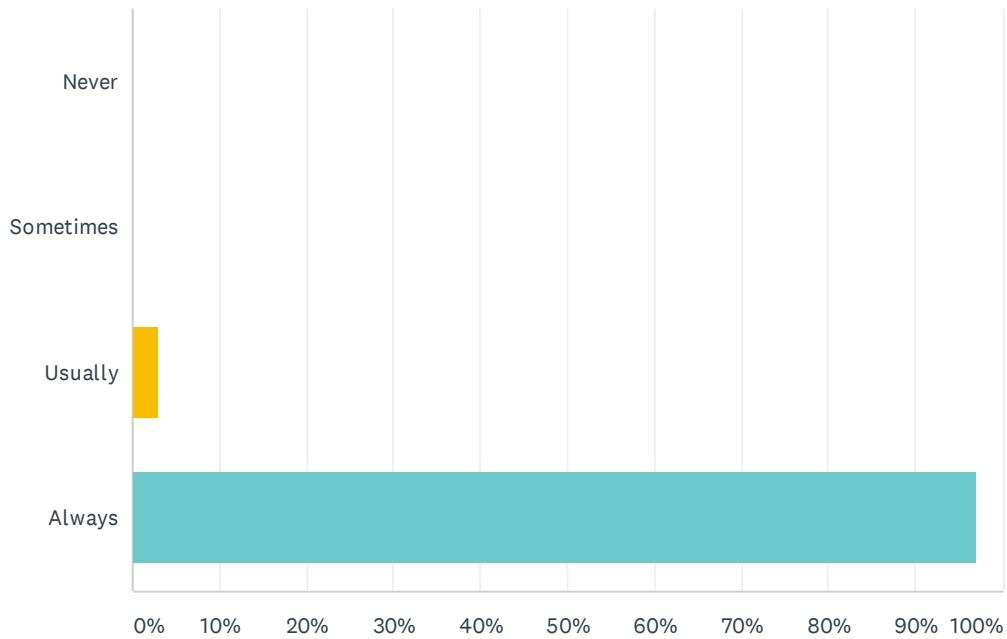
Answered: 33 Skipped: 6



ANSWER CHOICES	RESPONSES	
Never	0.00%	0
Sometimes	3.03%	1
Usually	36.36%	12
Always	60.61%	20
My child did not have an appointment in the last 12 months	0.00%	0
TOTAL		33

Q11 In the last 12 months, how often did your child's provider explain things about your child's health in a way that was easy to understand?

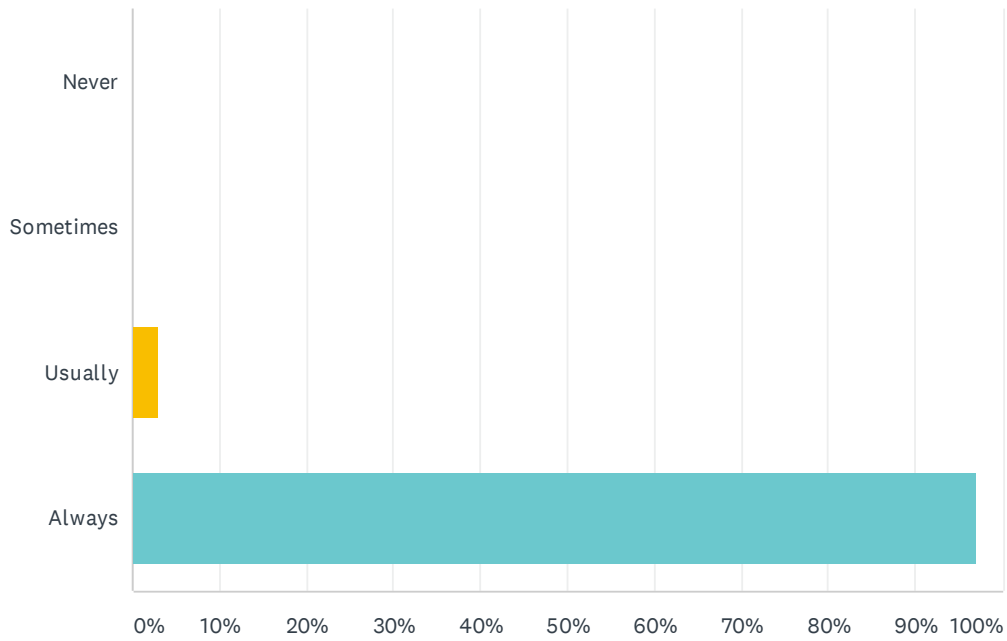
Answered: 33 Skipped: 6



ANSWER CHOICES	RESPONSES	
Never	0.00%	0
Sometimes	0.00%	0
Usually	3.03%	1
Always	96.97%	32
TOTAL		33

Q12 In the last 12 months, how often did your provider give you easy to understand information about your health questions or concerns?

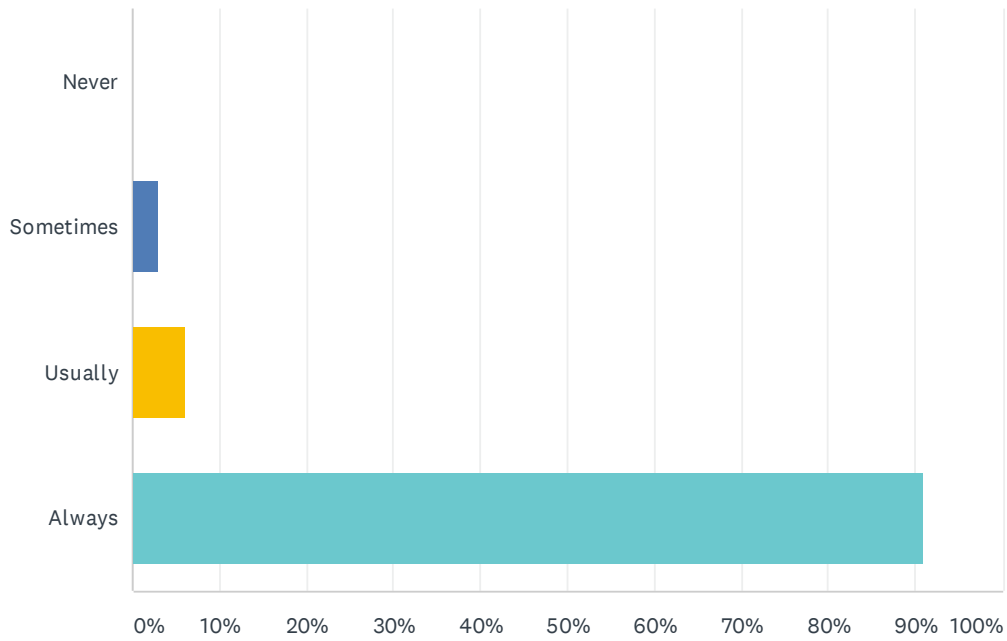
Answered: 33 Skipped: 6



ANSWER CHOICES	RESPONSES	
Never	0.00%	0
Sometimes	0.00%	0
Usually	3.03%	1
Always	96.97%	32
TOTAL		33

Q13 In the last 12 months, how often did your provider seem to know the important information about your child's medical history?

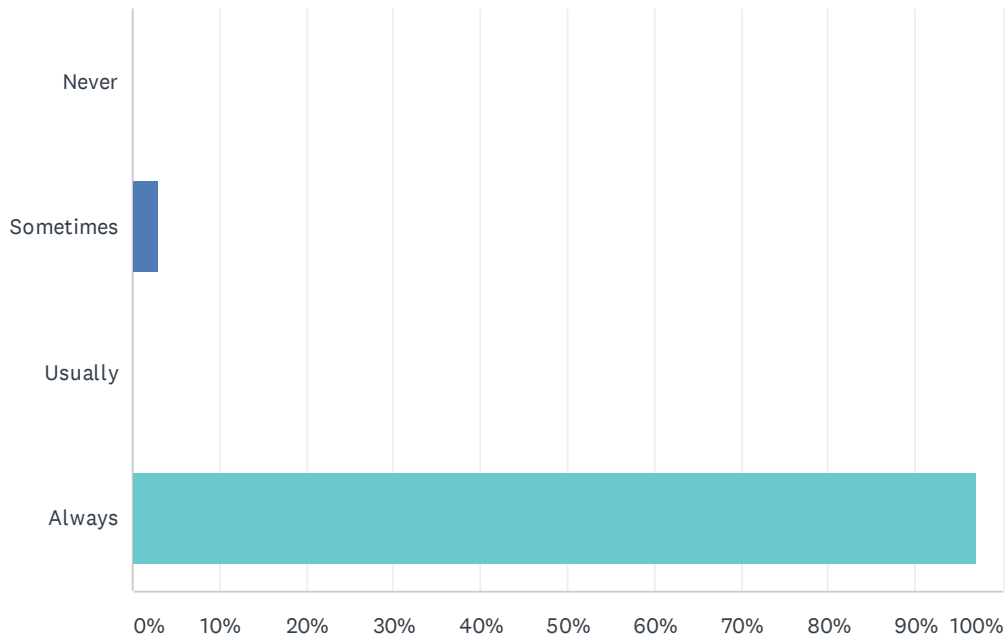
Answered: 33 Skipped: 6



ANSWER CHOICES	RESPONSES
Never	0.00% 0
Sometimes	3.03% 1
Usually	6.06% 2
Always	90.91% 30
TOTAL	33

Q14 In the last 12 months, how often did this provider show respect for what you had to say?

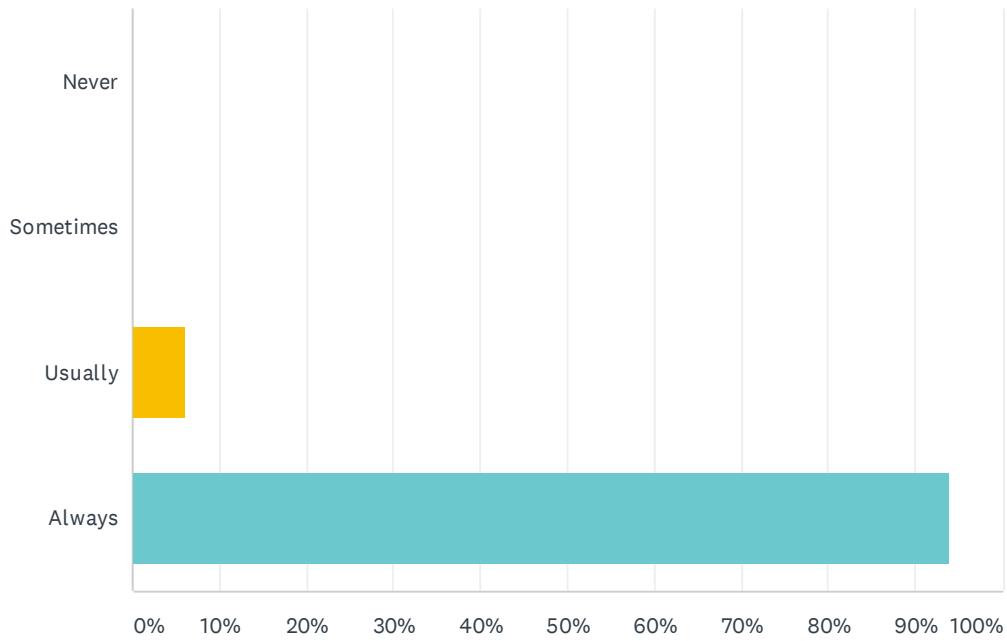
Answered: 33 Skipped: 6



ANSWER CHOICES	RESPONSES	
Never	0.00%	0
Sometimes	3.03%	1
Usually	0.00%	0
Always	96.97%	32
TOTAL		33

Q15 In the last 12 months, how often did this provider spend enough time with your child?

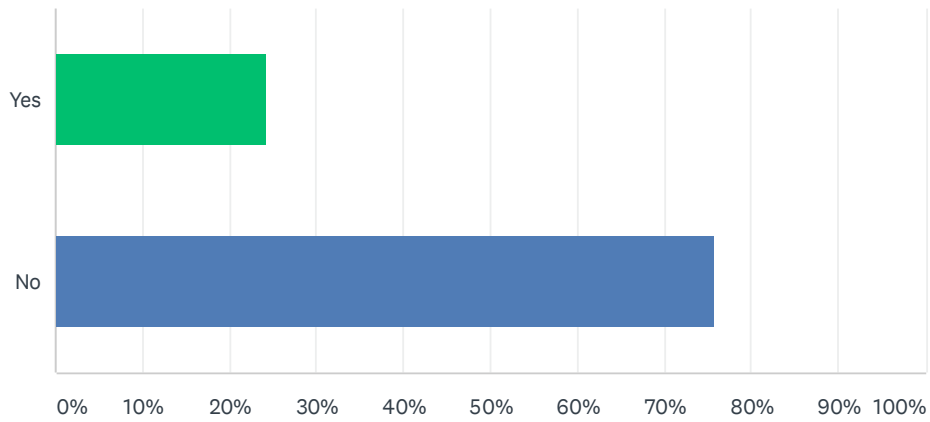
Answered: 33 Skipped: 6



ANSWER CHOICES	RESPONSES
Never	0.00% 0
Sometimes	0.00% 0
Usually	6.06% 2
Always	93.94% 31
TOTAL	33

Q16 In the last 12 months, did your child's provider order a diagnostic test (lab test, radiology test, etc.)?

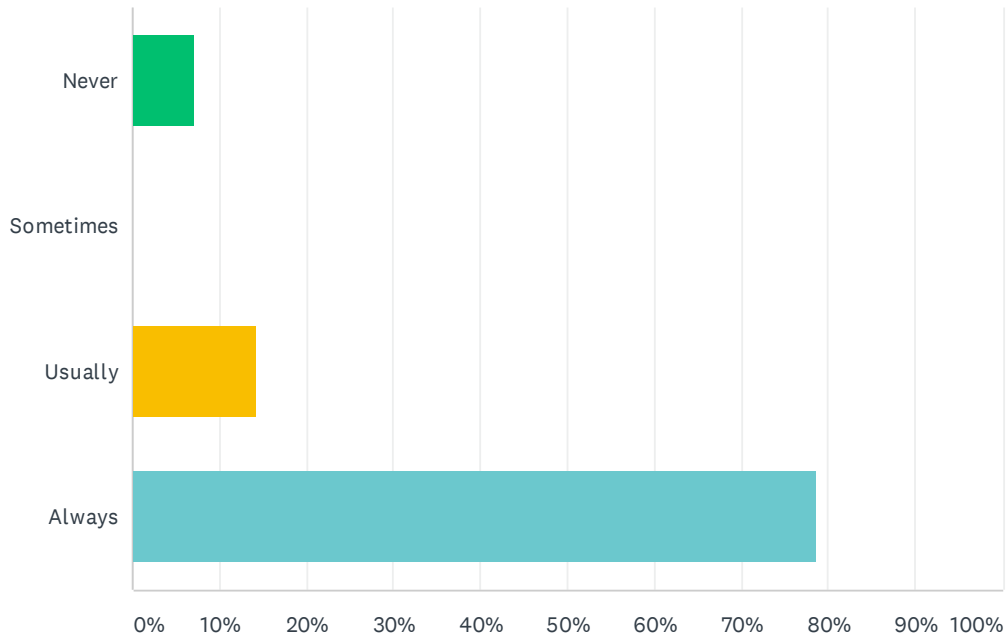
Answered: 33 Skipped: 6



ANSWER CHOICES	RESPONSES	
Yes	24.24%	8
No	75.76%	25
TOTAL		33

Q17 In the last 12 months, when your child's provider ordered a diagnostic test, how often did someone from Carolina Kids follow up with you on test results?

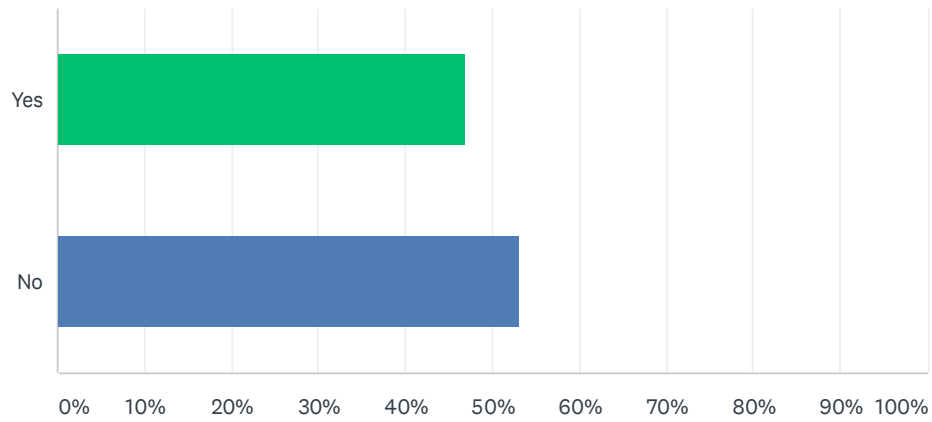
Answered: 14 Skipped: 25



ANSWER CHOICES	RESPONSES
Never	7.14% 1
Sometimes	0.00% 0
Usually	14.29% 2
Always	78.57% 11
TOTAL	14

Q18 In the last 12 months, did your child receive care from a medical specialist?

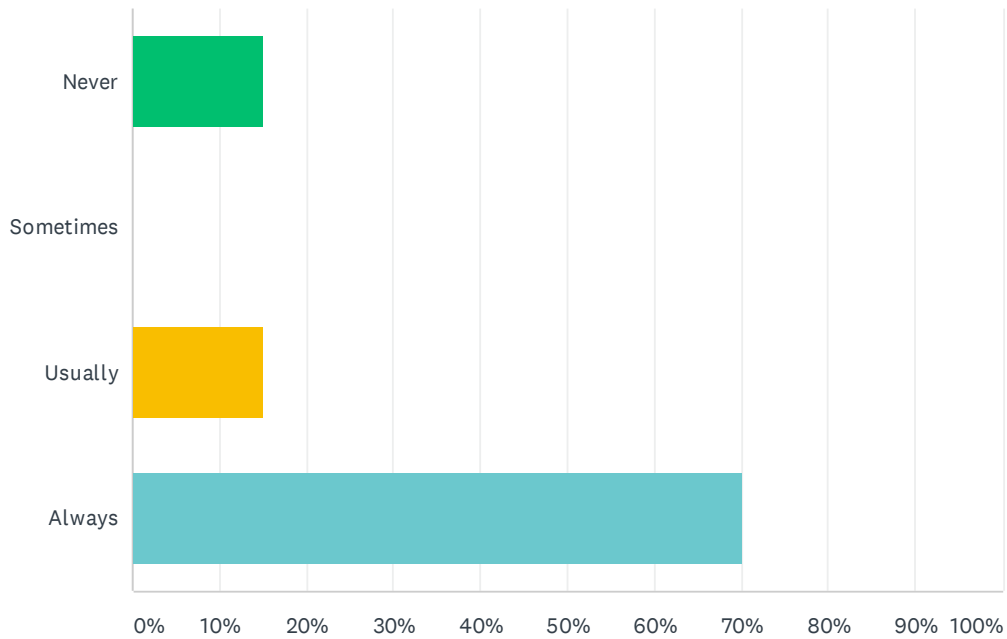
Answered: 32 Skipped: 7



ANSWER CHOICES	RESPONSES	
Yes	46.88%	15
No	53.13%	17
TOTAL		32

Q19 In the last 12 months, how often did your provider seem informed and up to date about the care your child got from specialists?

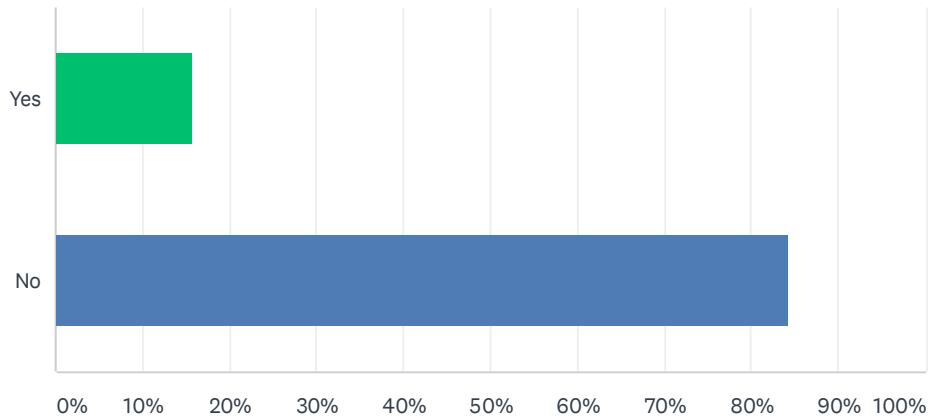
Answered: 20 Skipped: 19



ANSWER CHOICES	RESPONSES
Never	15.00% 3
Sometimes	0.00% 0
Usually	15.00% 3
Always	70.00% 14
TOTAL	20

Q20 During the last 12 months, did your child receive help from developmental therapists (including speech, occupational, or speech therapists), or from school-based special education teams?

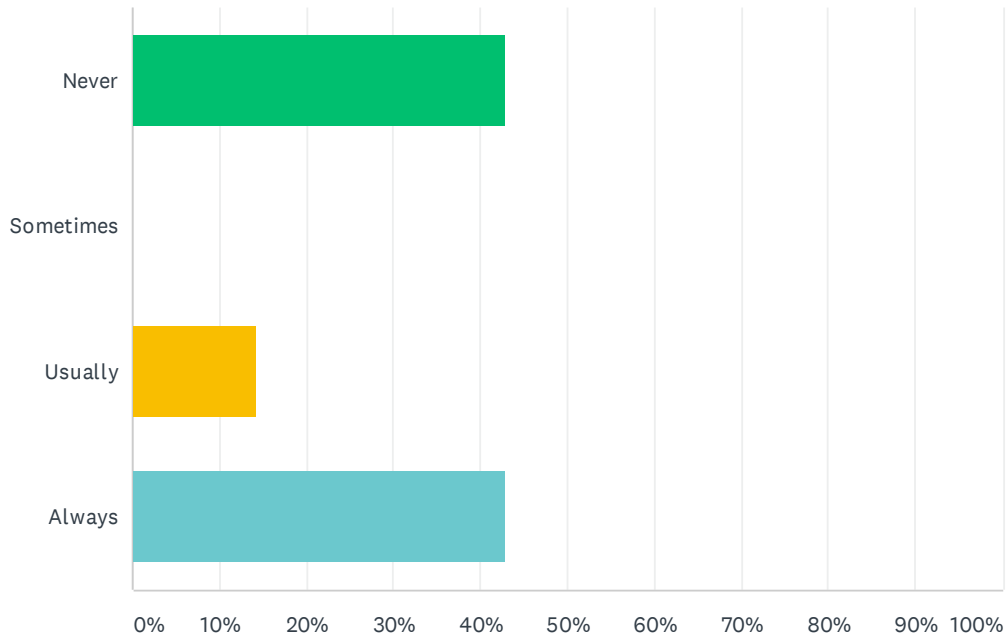
Answered: 32 Skipped: 7



ANSWER CHOICES	RESPONSES	
Yes	15.63%	5
No	84.38%	27
TOTAL		32

Q21 In the last 12 months, how often did your child's provider seem informed and up to date about the care your child received from developmental therapists or school-based special education teams?

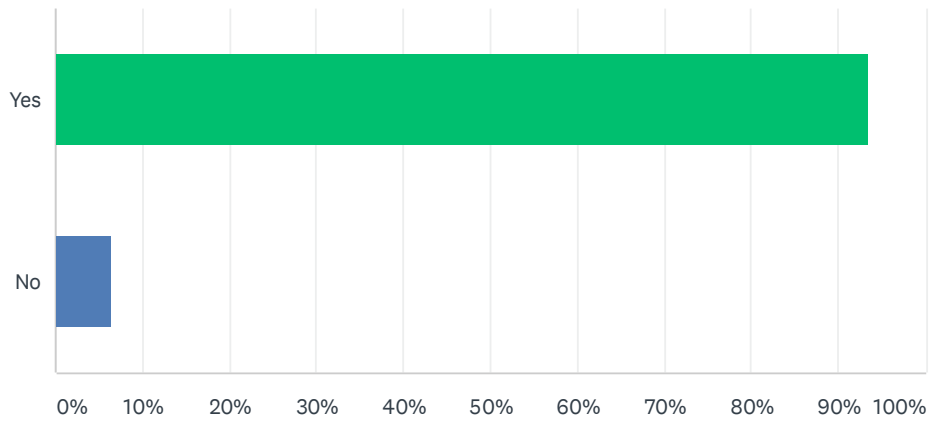
Answered: 7 Skipped: 32



ANSWER CHOICES	RESPONSES
Never	42.86% 3
Sometimes	0.00% 0
Usually	14.29% 1
Always	42.86% 3
TOTAL	7

Q22 In the last 12 months, did your provider talk about your child's development and/or learning ability?

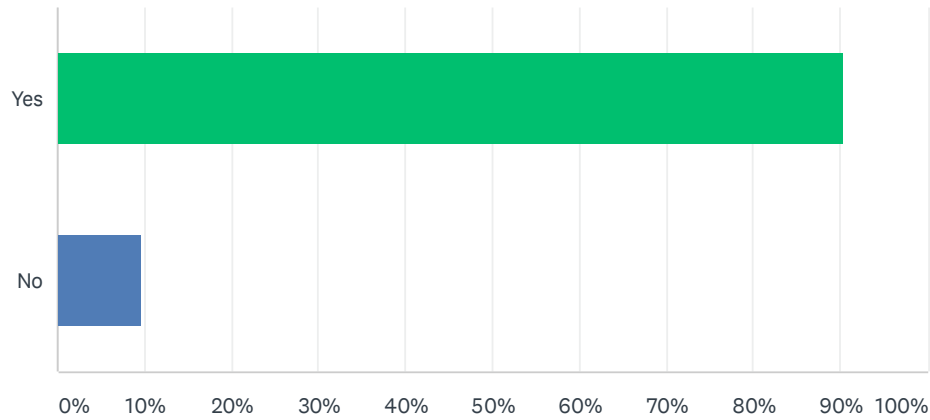
Answered: 31 Skipped: 8



ANSWER CHOICES	RESPONSES	
Yes	93.55%	29
No	6.45%	2
TOTAL		31

Q23 In the last 12 months, did your child's provider talk about normal behavior at your child's age, and ask about any emotional or mood problems?

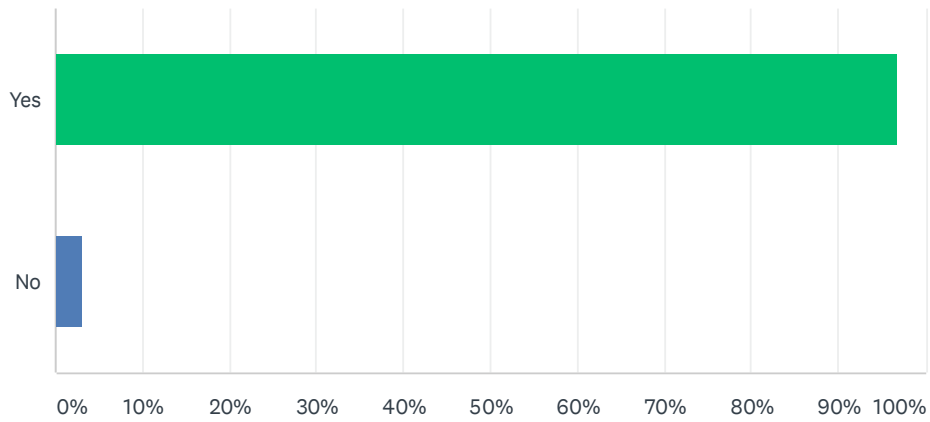
Answered: 31 Skipped: 8



ANSWER CHOICES	RESPONSES	
Yes	90.32%	28
No	9.68%	3
TOTAL		31

Q24 In the last 12 months, did your provider discuss your child's physical growth?

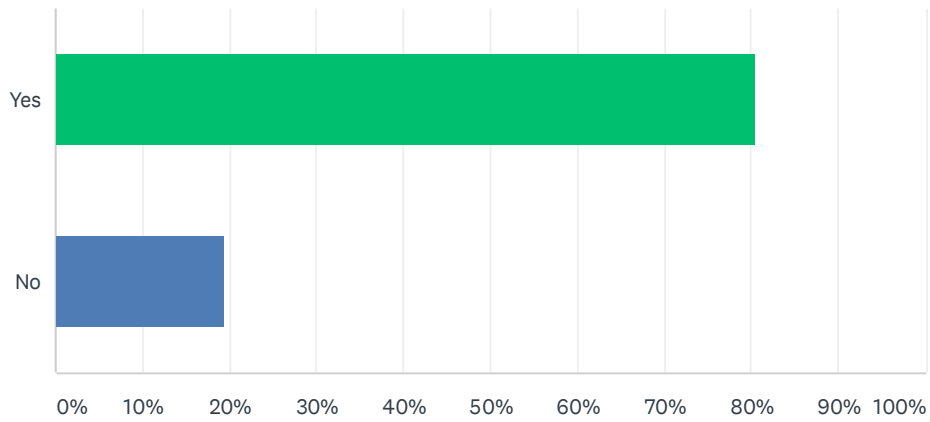
Answered: 31 Skipped: 8



ANSWER CHOICES	RESPONSES	
Yes	96.77%	30
No	3.23%	1
TOTAL		31

Q25 In the last 12 months, did your child's provider talk about how to keep your child safe and prevent injury?

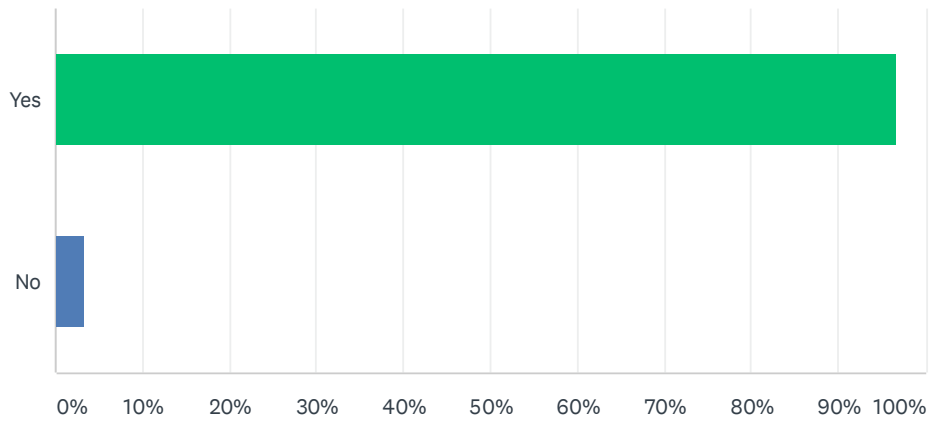
Answered: 31 Skipped: 8



ANSWER CHOICES	RESPONSES	
Yes	80.65%	25
No	19.35%	6
TOTAL		31

Q26 In the last 12 months, did your child's provider talk about healthy lifestyle, exercise, and nutrition?

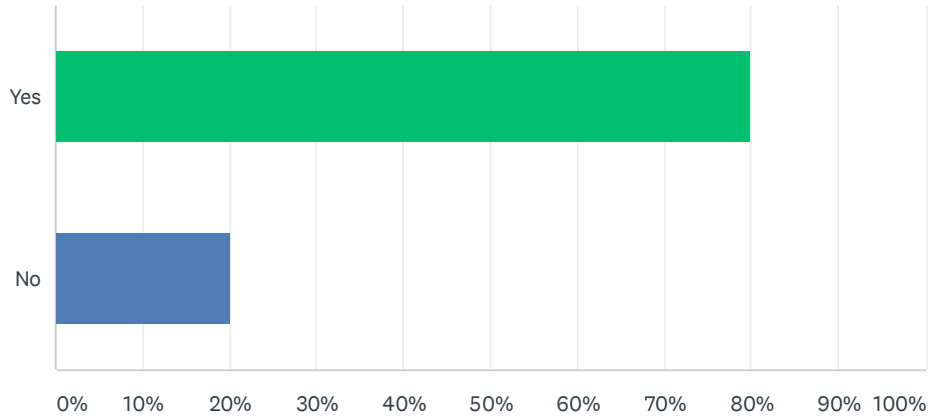
Answered: 30 Skipped: 9



ANSWER CHOICES	RESPONSES	
Yes	96.67%	29
No	3.33%	1
TOTAL		30

Q27 In the last 12 months, did your child's provider talk about how your child gets along socially with family members, peers, and others in the community?

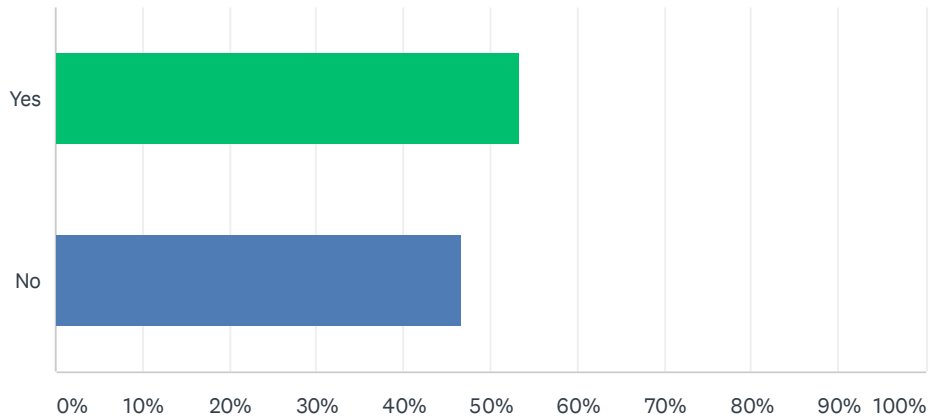
Answered: 30 Skipped: 9



ANSWER CHOICES	RESPONSES	
Yes	80.00%	24
No	20.00%	6
TOTAL		30

Q28 In the last 12 months, did your child's provider talk about how to effectively use and limit "screen time" including TV, computers, tablets, smart phones, and social media?

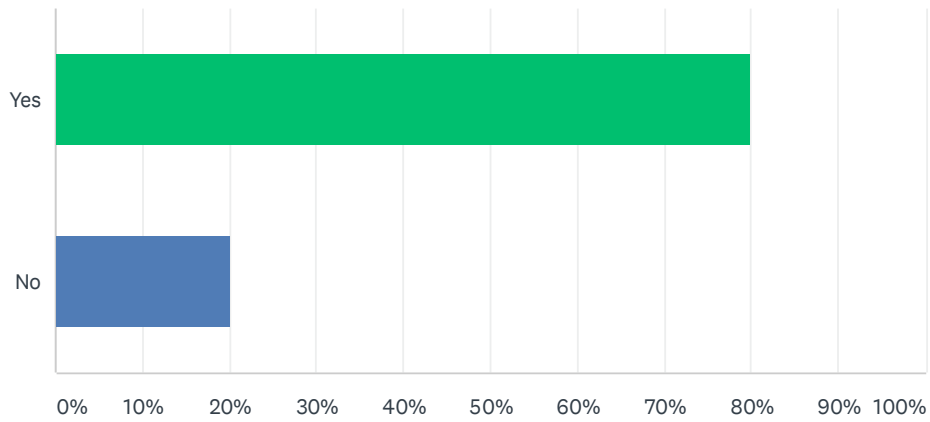
Answered: 30 Skipped: 9



ANSWER CHOICES	RESPONSES	
Yes	53.33%	16
No	46.67%	14
TOTAL		30

Q29 In the last 12 months, did your child's provider talk about specific goals for your child's health?

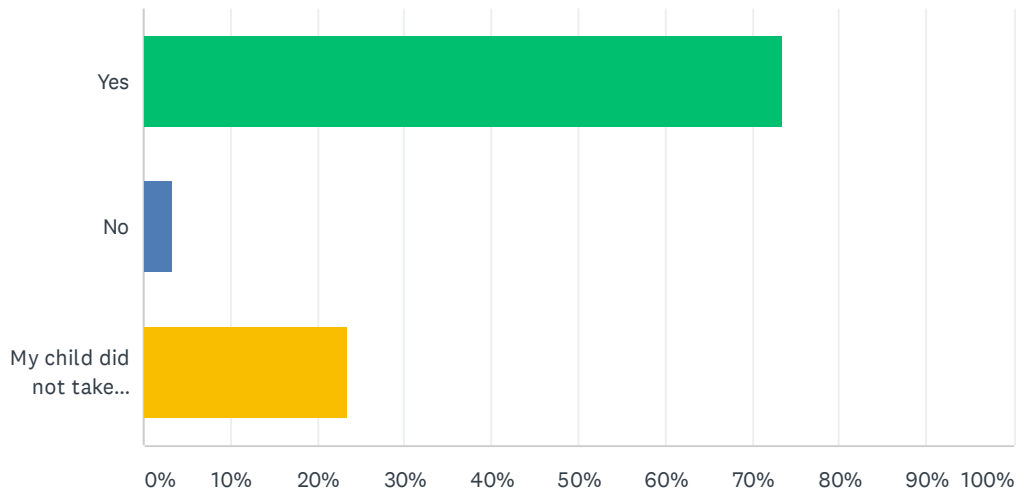
Answered: 30 Skipped: 9



ANSWER CHOICES	RESPONSES	
Yes	80.00%	24
No	20.00%	6
TOTAL		30

Q30 In the last 12 months, did your child's provider talk about medicines and supplements your child is taking?

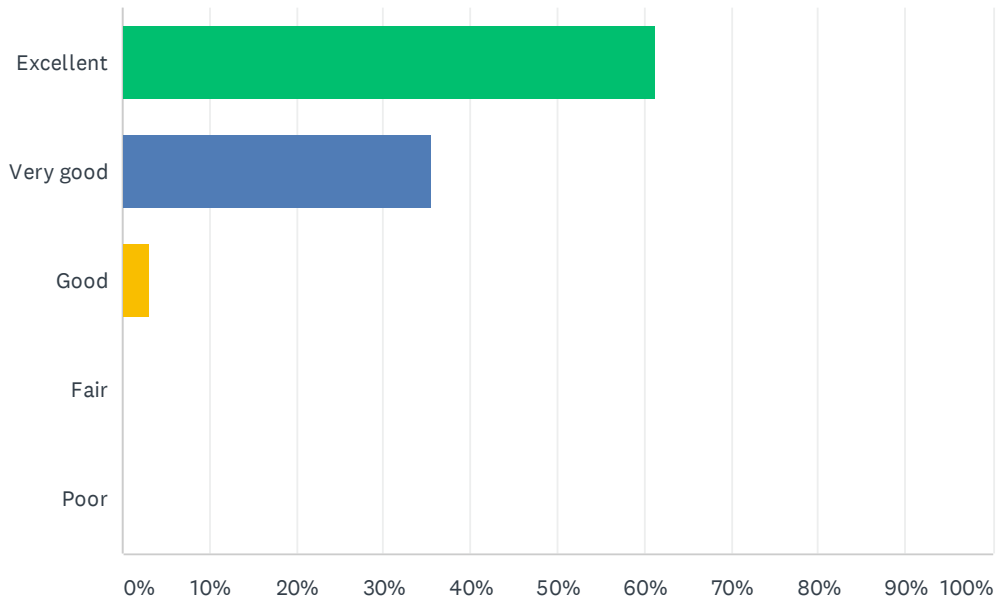
Answered: 30 Skipped: 9



ANSWER CHOICES	RESPONSES	
Yes	73.33%	22
No	3.33%	1
My child did not take medicines or supplements in the last 12 months	23.33%	7
TOTAL		30

Q31 In general, how would you rate your child's overall health?

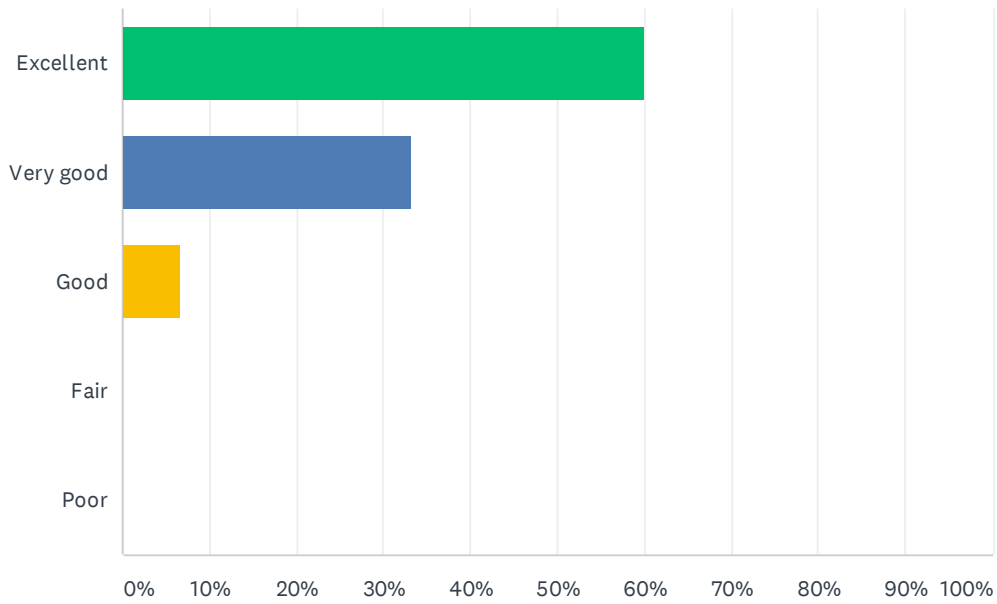
Answered: 31 Skipped: 8



ANSWER CHOICES	RESPONSES	
Excellent	61.29%	19
Very good	35.48%	11
Good	3.23%	1
Fair	0.00%	0
Poor	0.00%	0
TOTAL		31

Q32 In general, how would you rate your child's overall mental or emotional health?

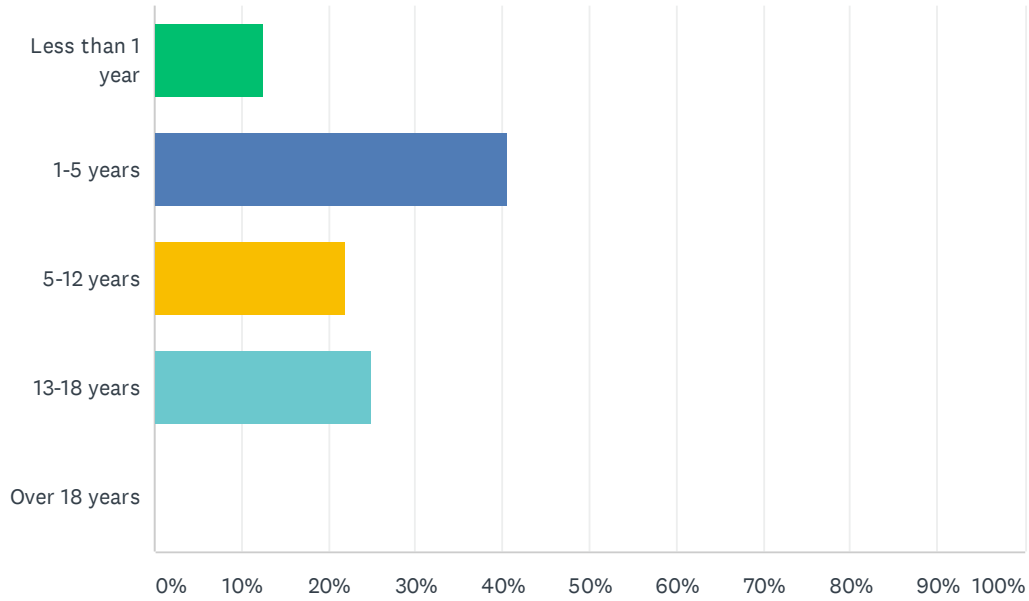
Answered: 30 Skipped: 9



ANSWER CHOICES	RESPONSES	
Excellent	60.00%	18
Very good	33.33%	10
Good	6.67%	2
Fair	0.00%	0
Poor	0.00%	0
TOTAL		30

Q33 What is your child's age?

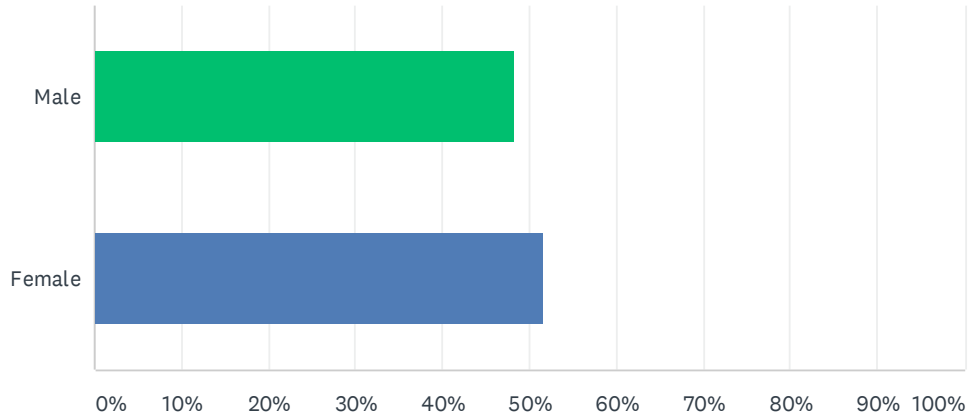
Answered: 32 Skipped: 7



ANSWER CHOICES	RESPONSES	
Less than 1 year	12.50%	4
1-5 years	40.63%	13
5-12 years	21.88%	7
13-18 years	25.00%	8
Over 18 years	0.00%	0
TOTAL		32

Q34 Is your child male or female?

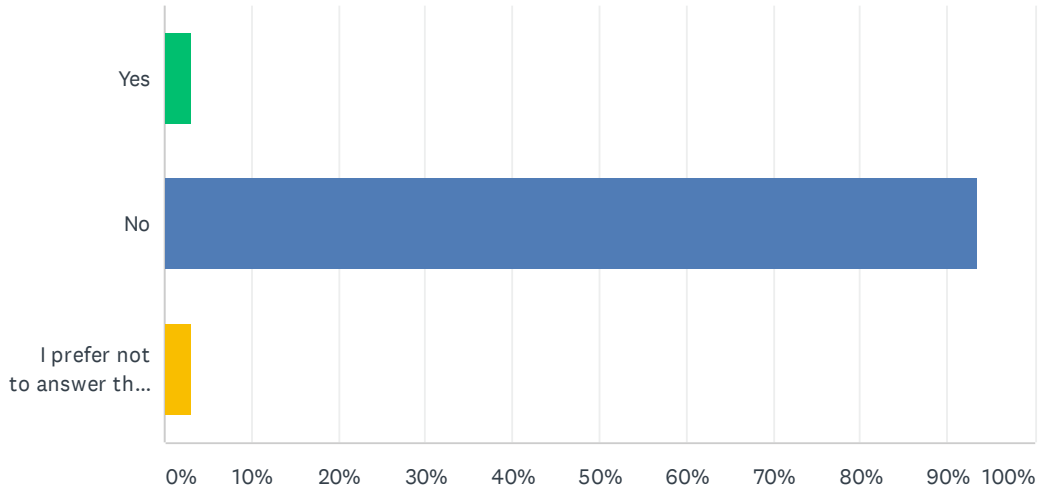
Answered: 31 Skipped: 8



ANSWER CHOICES	RESPONSES	
Male	48.39%	15
Female	51.61%	16
TOTAL		31

Q35 Is your child of Hispanic or Latino origin or descent?

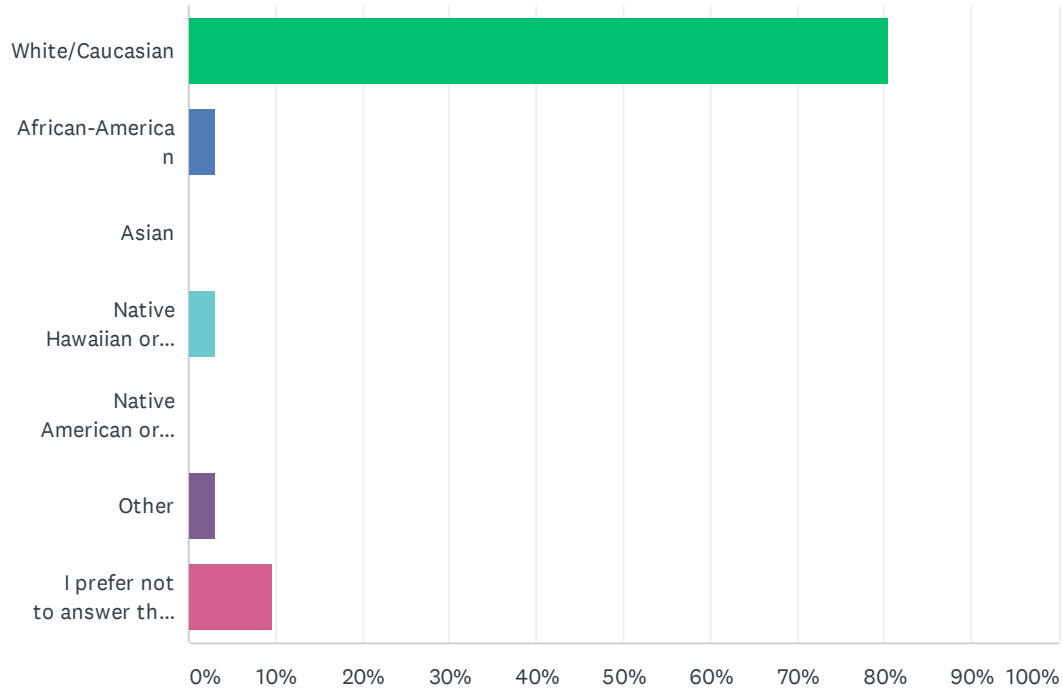
Answered: 31 Skipped: 8



ANSWER CHOICES	RESPONSES
Yes	3.23% 1
No	93.55% 29
I prefer not to answer this question	3.23% 1
TOTAL	31

Q36 What is your child's race? Mark one or more.

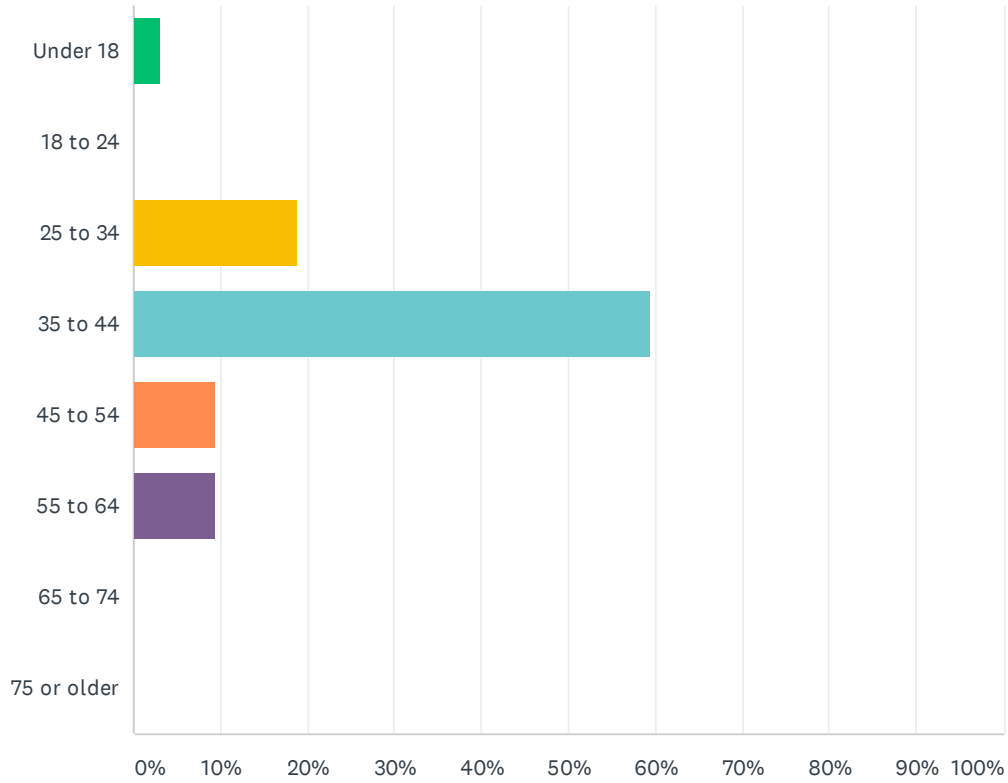
Answered: 31 Skipped: 8



ANSWER CHOICES	RESPONSES	
White/Caucasian	80.65%	25
African-American	3.23%	1
Asian	0.00%	0
Native Hawaiian or Pacific Islander	3.23%	1
Native American or Alaska Native	0.00%	0
Other	3.23%	1
I prefer not to answer this question	9.68%	3
TOTAL		31

Q37 What is your age?

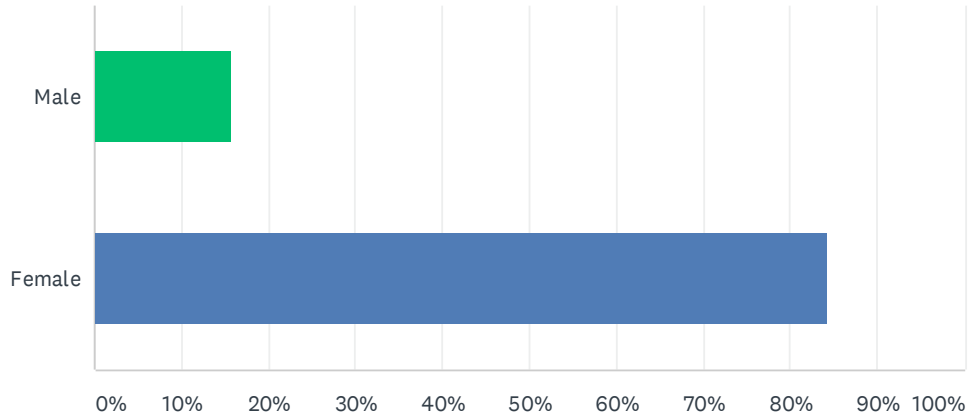
Answered: 32 Skipped: 7



ANSWER CHOICES	RESPONSES
Under 18	3.13% 1
18 to 24	0.00% 0
25 to 34	18.75% 6
35 to 44	59.38% 19
45 to 54	9.38% 3
55 to 64	9.38% 3
65 to 74	0.00% 0
75 or older	0.00% 0
TOTAL	32

Q38 Are you male or female?

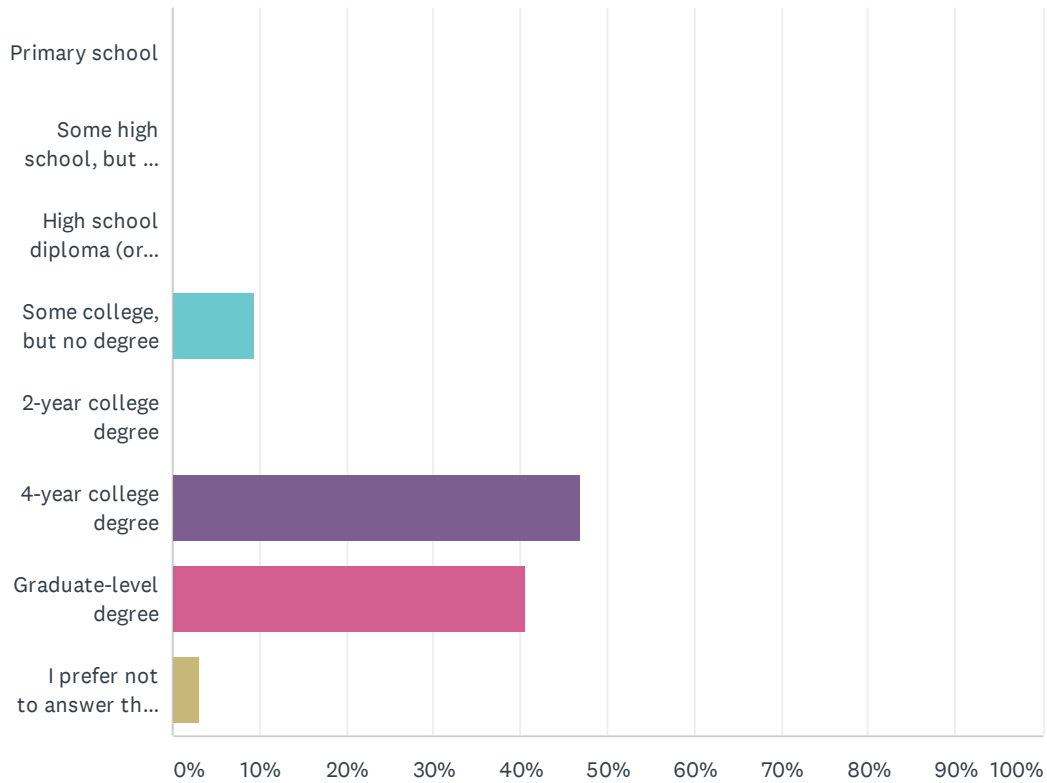
Answered: 32 Skipped: 7



ANSWER CHOICES	RESPONSES
Male	15.63% 5
Female	84.38% 27
TOTAL	32

Q39 What is the highest level of school that you have completed?

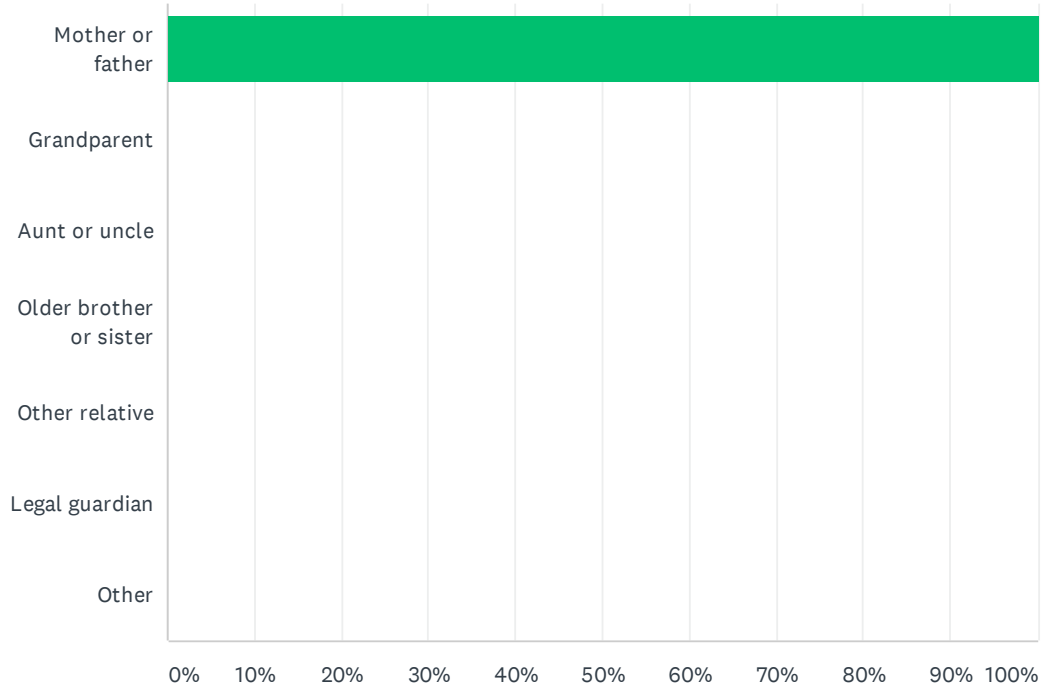
Answered: 32 Skipped: 7



ANSWER CHOICES	RESPONSES
Primary school	0.00% 0
Some high school, but no diploma	0.00% 0
High school diploma (or GED)	0.00% 0
Some college, but no degree	9.38% 3
2-year college degree	0.00% 0
4-year college degree	46.88% 15
Graduate-level degree	40.63% 13
I prefer not to answer this question	3.13% 1
TOTAL	32

Q40 How are you related to the child?

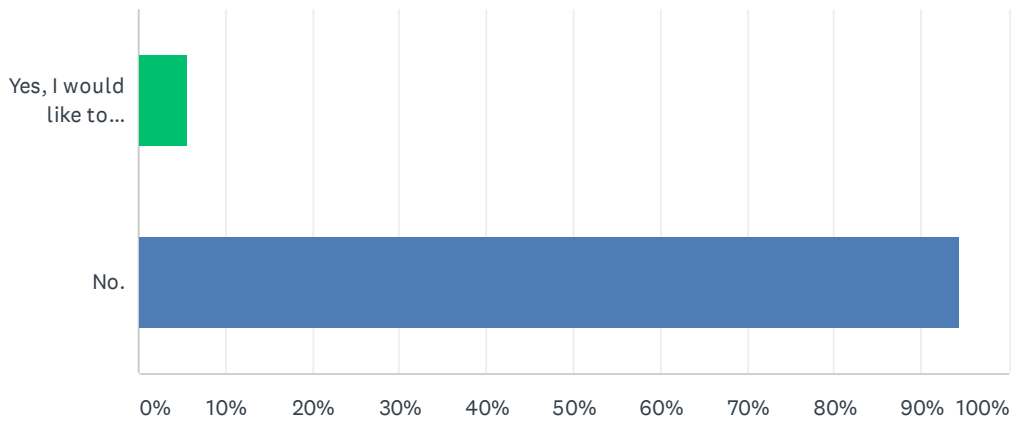
Answered: 32 Skipped: 7



ANSWER CHOICES	RESPONSES	
Mother or father	100.00%	32
Grandparent	0.00%	0
Aunt or uncle	0.00%	0
Older brother or sister	0.00%	0
Other relative	0.00%	0
Legal guardian	0.00%	0
Other	0.00%	0
TOTAL		32

Q41 Would you be willing to participate in our Patient Advisory Committee to provide us with feedback to continue to improve our practice? The committee meets about every 4-6 months, and you are welcome to participate in just one session, or all sessions. No long-term commitment is required. As the responses on this survey are anonymous, please contact us at (919) 881-9009 and leave a message for Dr. Nechyba with your contact information if you would like to participate. Thank you!

Answered: 18 Skipped: 21



ANSWER CHOICES	RESPONSES	
Yes, I would like to participate in the Patient Advisory Committee. I will call the office and leave my contact information.	5.56%	1
No.	94.44%	17
TOTAL		18