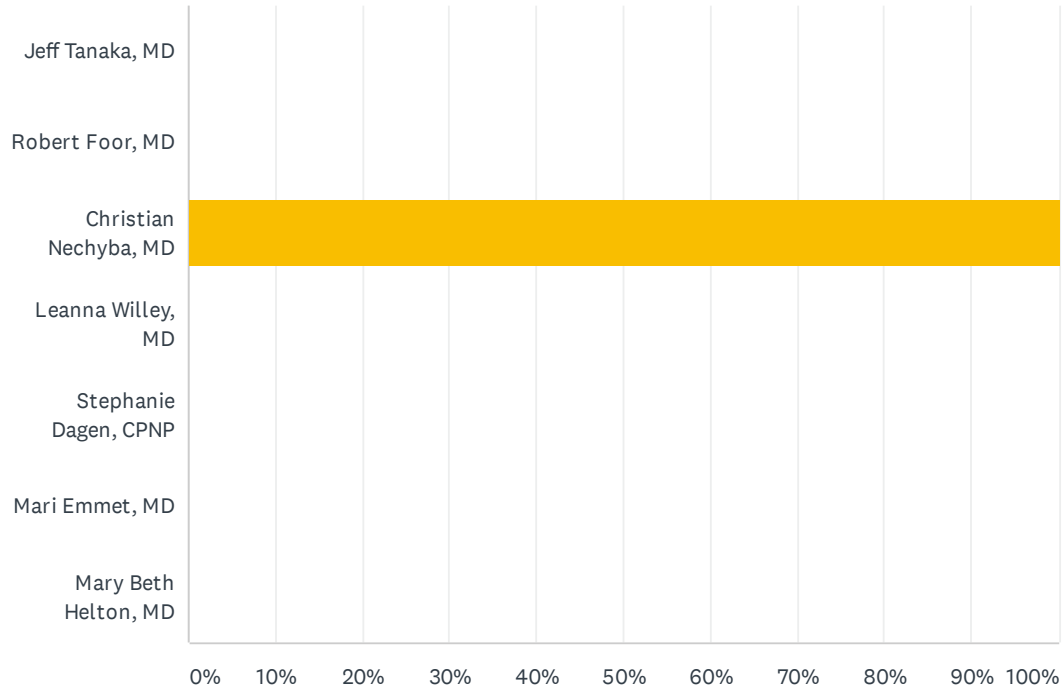


Q1 Who primarily takes care of your child at Carolina Kids?

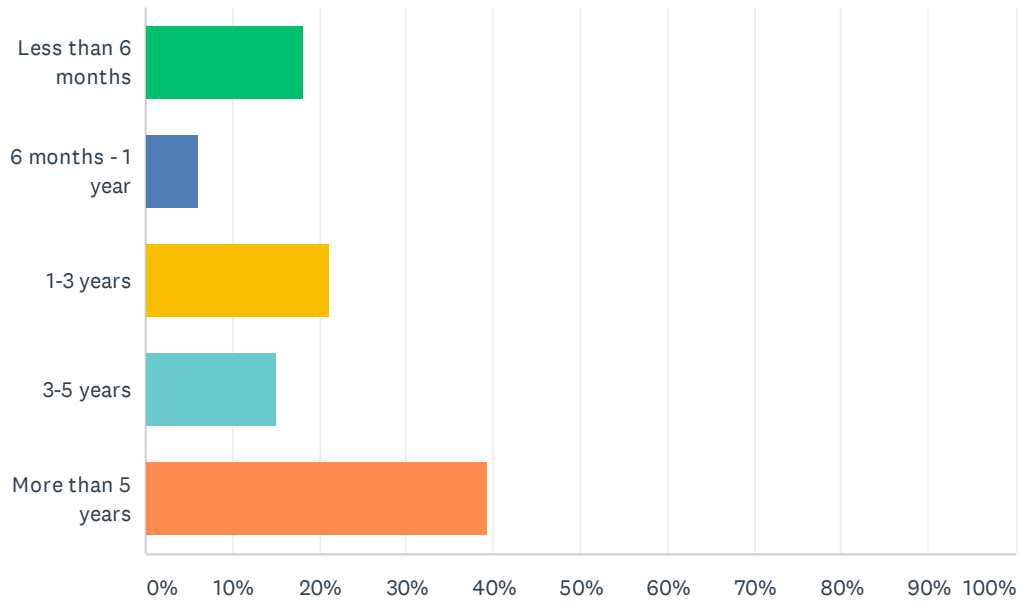
Answered: 33 Skipped: 0



ANSWER CHOICES	RESPONSES
Jeff Tanaka, MD	0.00% 0
Robert Foor, MD	0.00% 0
Christian Nechyba, MD	100.00% 33
Leanna Willey, MD	0.00% 0
Stephanie Dagen, CPNP	0.00% 0
Mari Emmet, MD	0.00% 0
Mary Beth Helton, MD	0.00% 0
TOTAL	33

Q2 How long has your child been a patient at Carolina Kids Pediatrics?

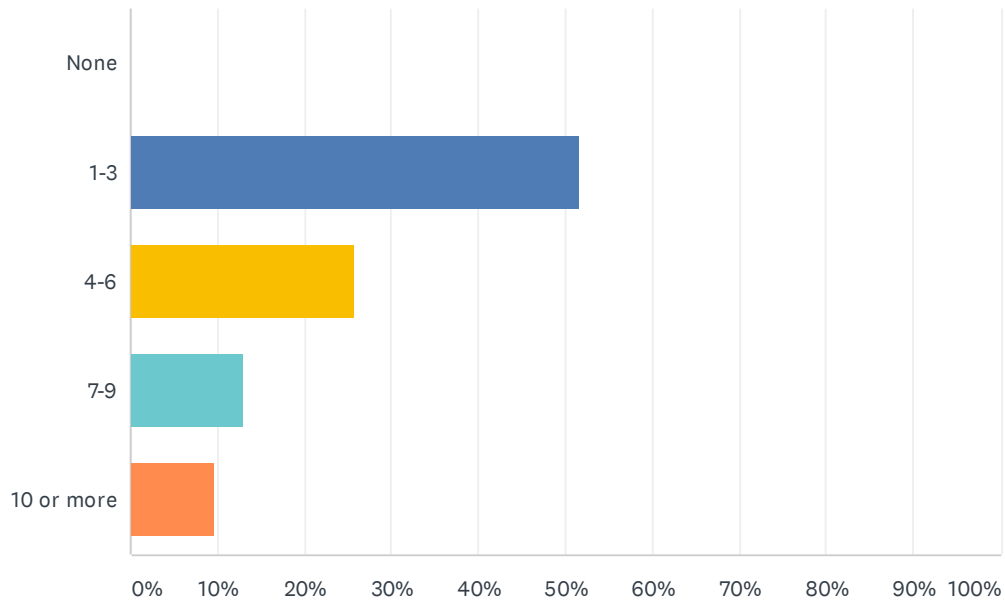
Answered: 33 Skipped: 0



ANSWER CHOICES	RESPONSES
Less than 6 months	18.18% 6
6 months - 1 year	6.06% 2
1-3 years	21.21% 7
3-5 years	15.15% 5
More than 5 years	39.39% 13
TOTAL	33

Q3 In the last 12 months, how many times did you visit your child's healthcare provider?

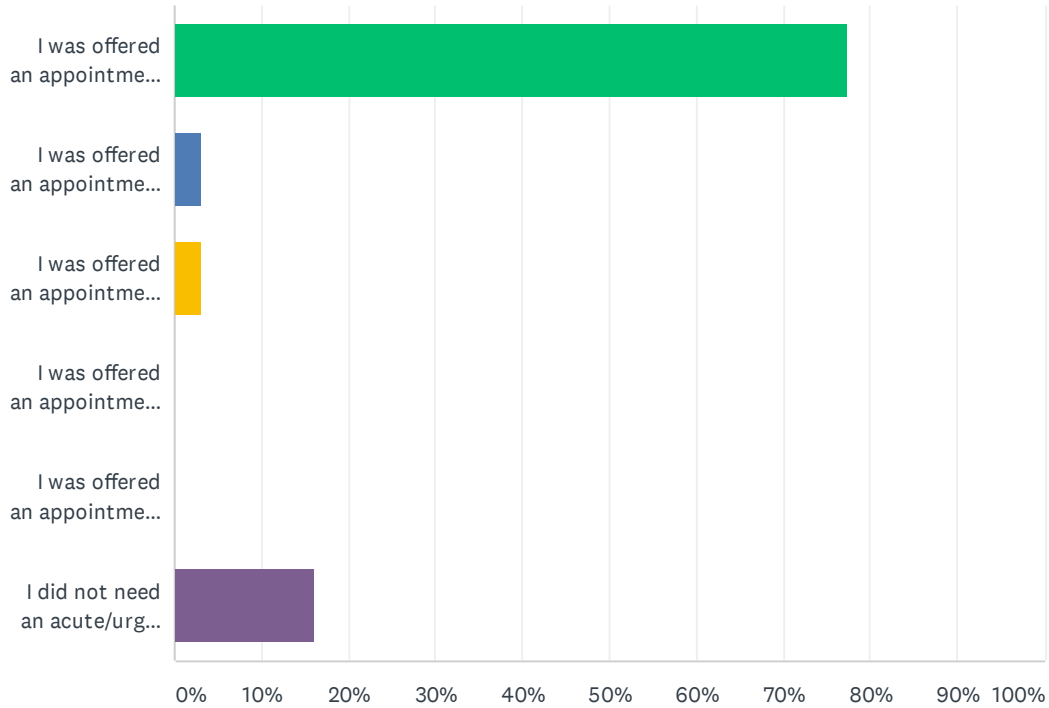
Answered: 31 Skipped: 2



ANSWER CHOICES	RESPONSES	
None	0.00%	0
1-3	51.61%	16
4-6	25.81%	8
7-9	12.90%	4
10 or more	9.68%	3
TOTAL		31

Q4 In the last 12 months, how many days did you usually have to wait for an appointment when your child needed care right away (a visit for an illness or acute problem)?

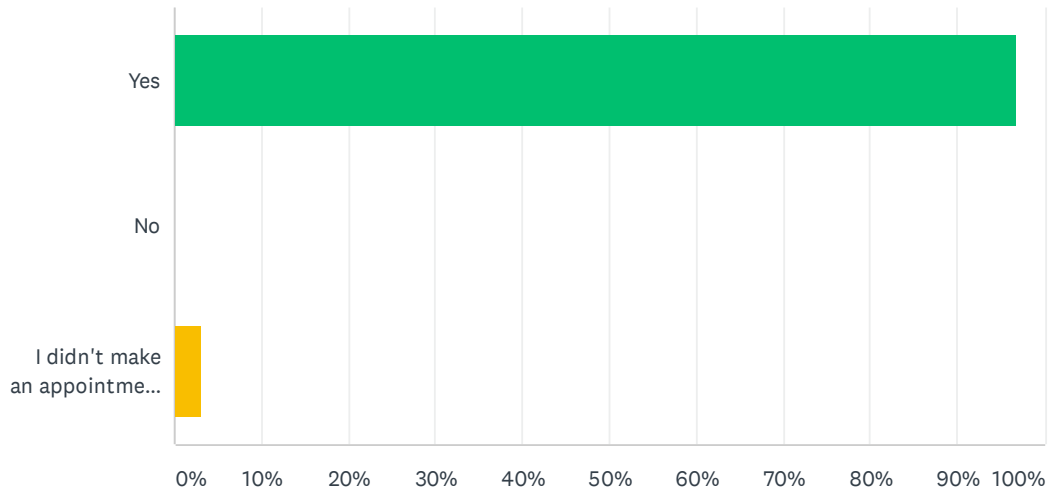
Answered: 31 Skipped: 2



ANSWER CHOICES	RESPONSES	
I was offered an appointment on the same day.	77.42%	24
I was offered an appointment the next day.	3.23%	1
I was offered an appointment within 2-3 days.	3.23%	1
I was offered an appointment within 4-7 days.	0.00%	0
I was offered an appointment more than 7 days in the future.	0.00%	0
I did not need an acute/urgent care visit within the last 12 months.	16.13%	5
TOTAL		31

Q5 In the last 12 months, when you made an appointment for a check-up or routine physical for your child, did you make it with your child's primary care provider?

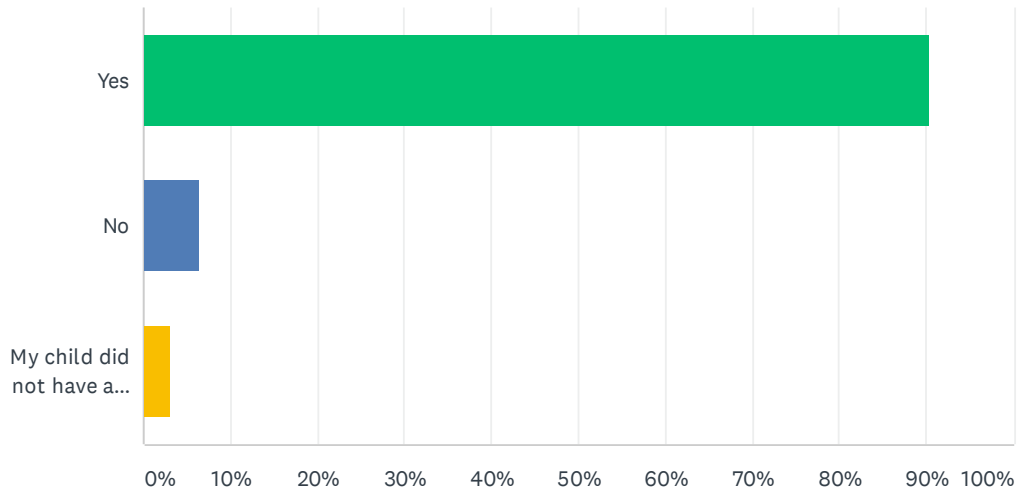
Answered: 31 Skipped: 2



ANSWER CHOICES	RESPONSES	
Yes	96.77%	30
No	0.00%	0
I didn't make an appointment for a checkup or routine physical in the last 12 months.	3.23%	1
TOTAL		31

Q6 If your child had an appointment for a checkup or routine physical in the last 12 months, were you offered an appointment with your primary care provider within the time frame yor child needed?

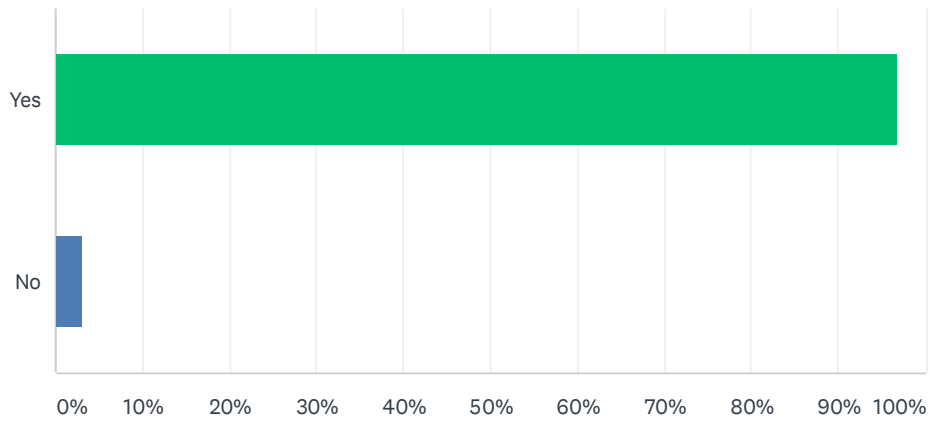
Answered: 31 Skipped: 2



ANSWER CHOICES	RESPONSES	
Yes	90.32%	28
No	6.45%	2
My child did not have a checkup or routine physical in the last 12 months	3.23%	1
TOTAL		31

Q7 Have you been provided with information on how to get in touch with us after hours and on weekends and holidays?

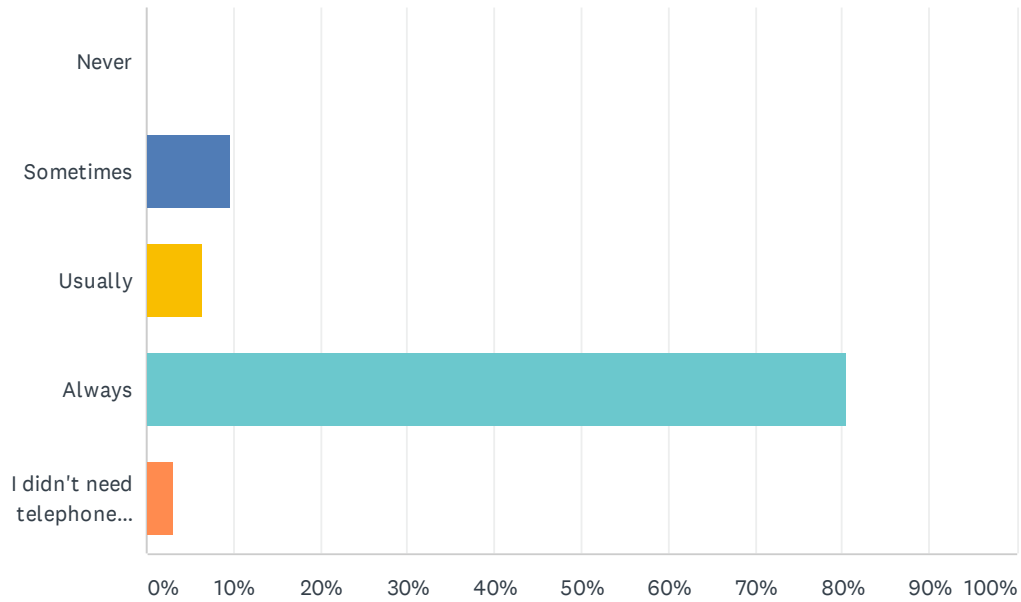
Answered: 31 Skipped: 2



ANSWER CHOICES	RESPONSES	
Yes	96.77%	30
No	3.23%	1
TOTAL		31

Q8 In the last 12 months, when you phoned Carolina Kids Pediatrics during regular office hours, how often did you get an answer to your question the same day?

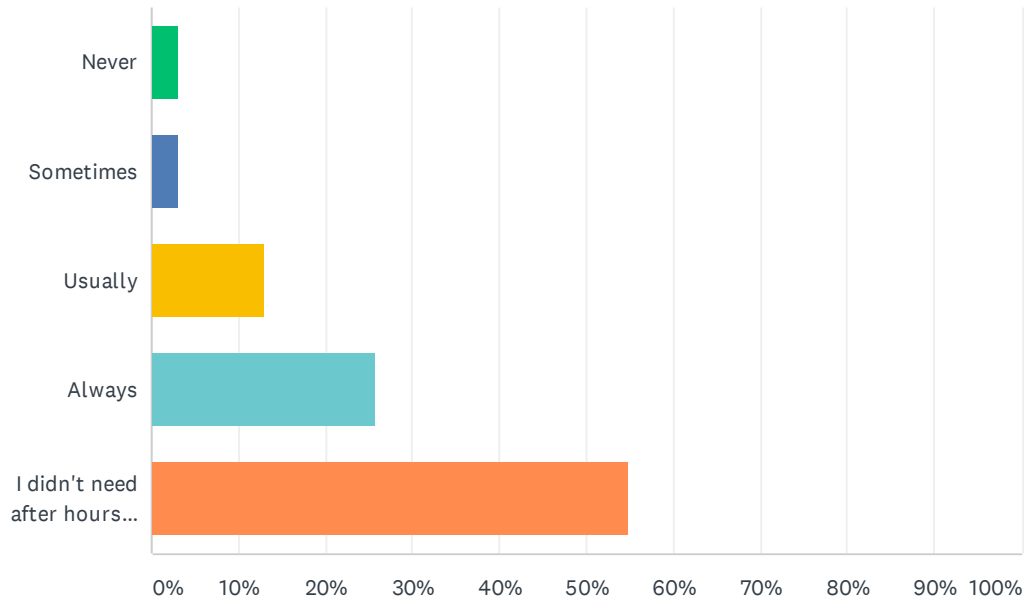
Answered: 31 Skipped: 2



ANSWER CHOICES	RESPONSES	
Never	0.00%	0
Sometimes	9.68%	3
Usually	6.45%	2
Always	80.65%	25
I didn't need telephone advice in the last 12 months	3.23%	1
TOTAL		31

Q9 In the last 12 months, when you phoned Carolina Kids Pediatrics after regular office hours, how often did you get an answer to your question as soon as you needed?

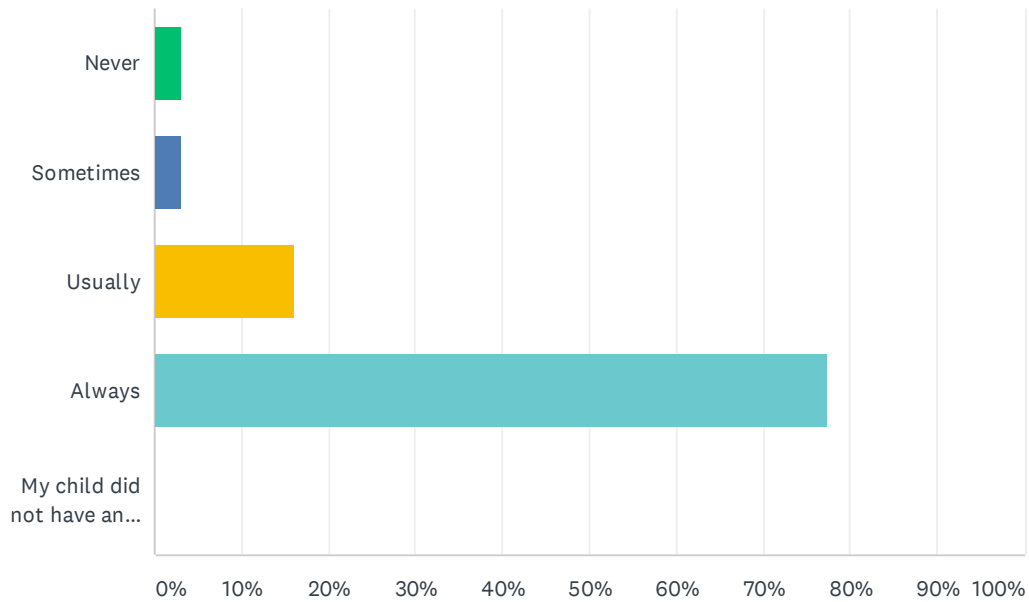
Answered: 31 Skipped: 2



ANSWER CHOICES	RESPONSES	
Never	3.23%	1
Sometimes	3.23%	1
Usually	12.90%	4
Always	25.81%	8
I didn't need after hours telephone advice in the last 12 months	54.84%	17
TOTAL		31

Q10 In the last 12 months, how often did your child see your provider within 30 minutes of his or her appointment time?

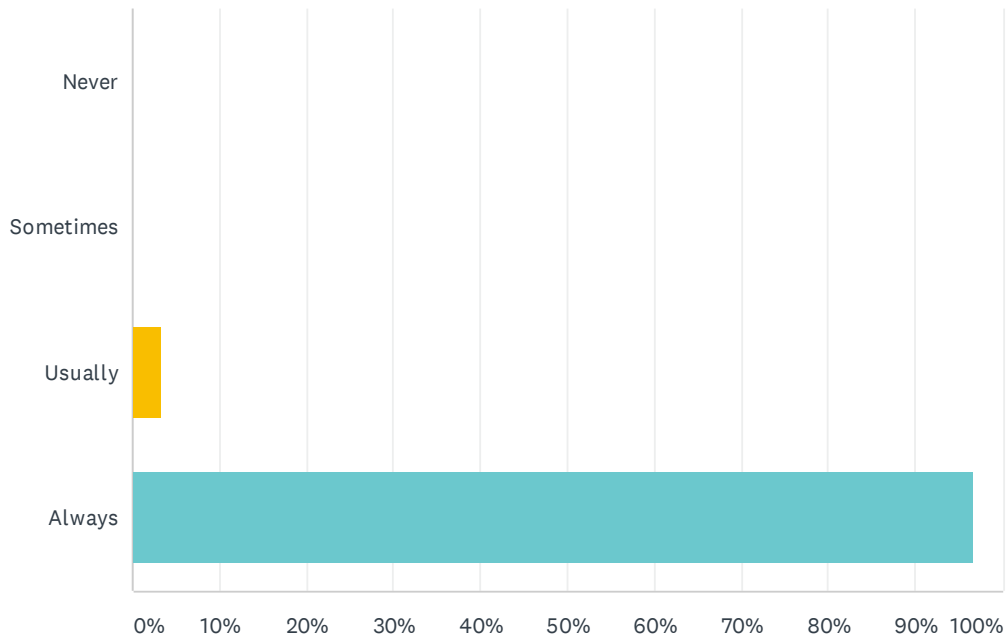
Answered: 31 Skipped: 2



ANSWER CHOICES	RESPONSES	
Never	3.23%	1
Sometimes	3.23%	1
Usually	16.13%	5
Always	77.42%	24
My child did not have an appointment in the last 12 months	0.00%	0
TOTAL		31

Q11 In the last 12 months, how often did your child's provider explain things about your child's health in a way that was easy to understand?

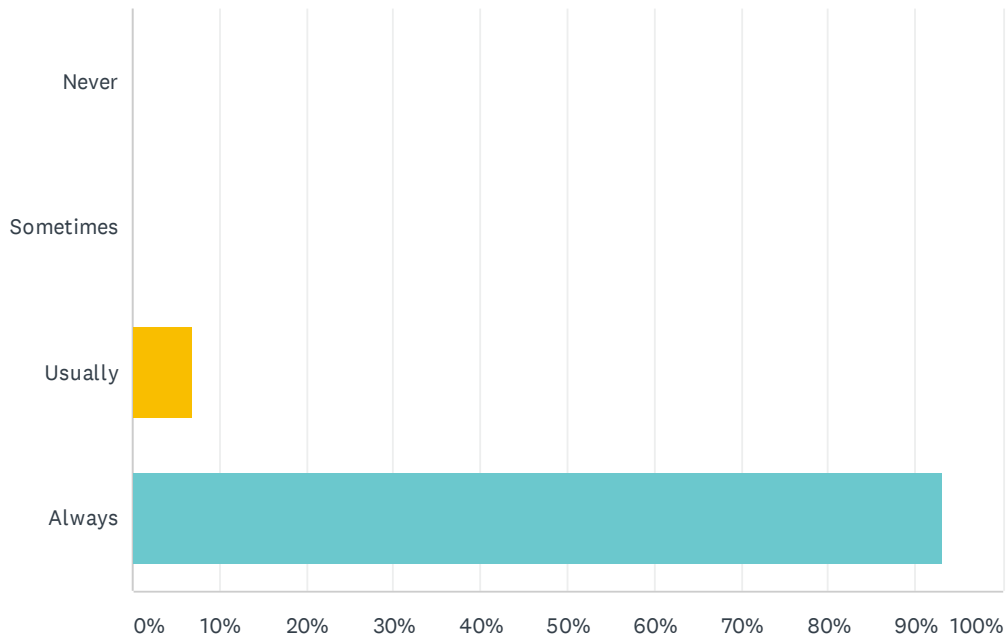
Answered: 29 Skipped: 4



ANSWER CHOICES	RESPONSES
Never	0.00% 0
Sometimes	0.00% 0
Usually	3.45% 1
Always	96.55% 28
TOTAL	29

Q12 In the last 12 months, how often did your provider give you easy to understand information about your health questions or concerns?

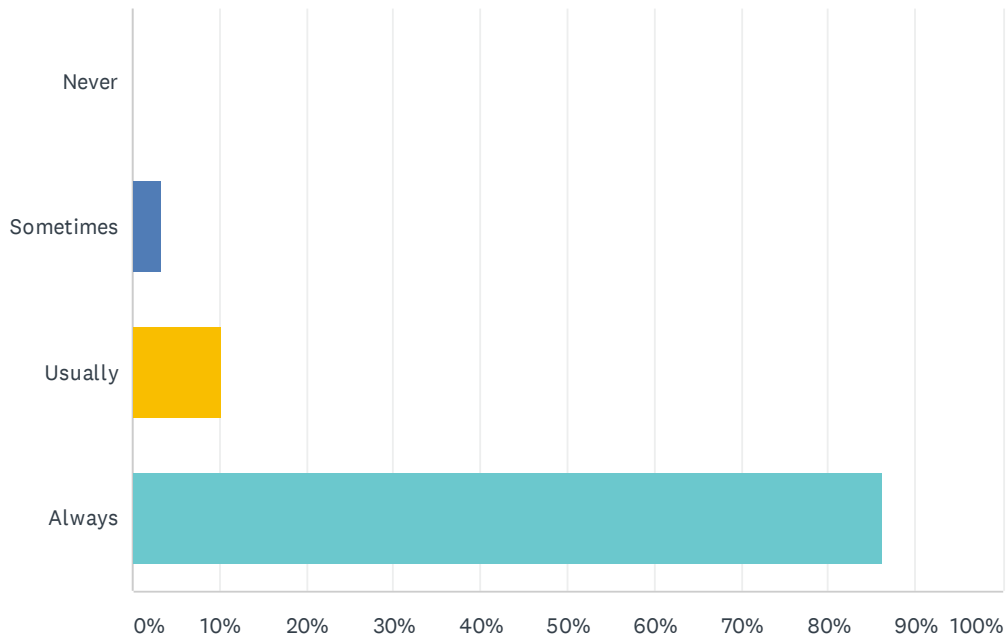
Answered: 29 Skipped: 4



ANSWER CHOICES	RESPONSES
Never	0.00% 0
Sometimes	0.00% 0
Usually	6.90% 2
Always	93.10% 27
TOTAL	29

Q13 In the last 12 months, how often did your provider seem to know the important information about your child's medical history?

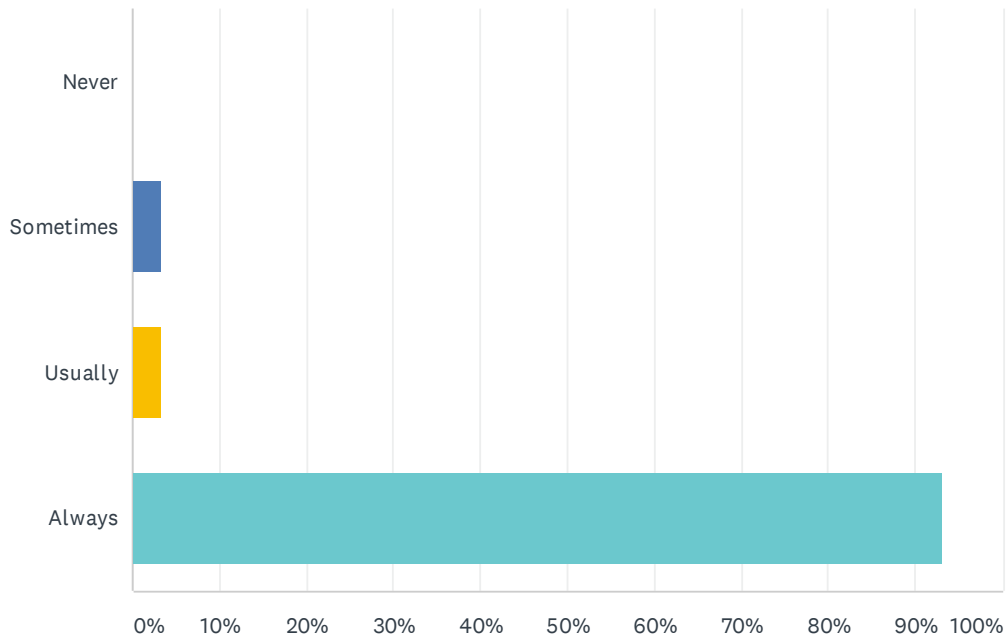
Answered: 29 Skipped: 4



ANSWER CHOICES	RESPONSES	
Never	0.00%	0
Sometimes	3.45%	1
Usually	10.34%	3
Always	86.21%	25
TOTAL		29

Q14 In the last 12 months, how often did this provider show respect for what you had to say?

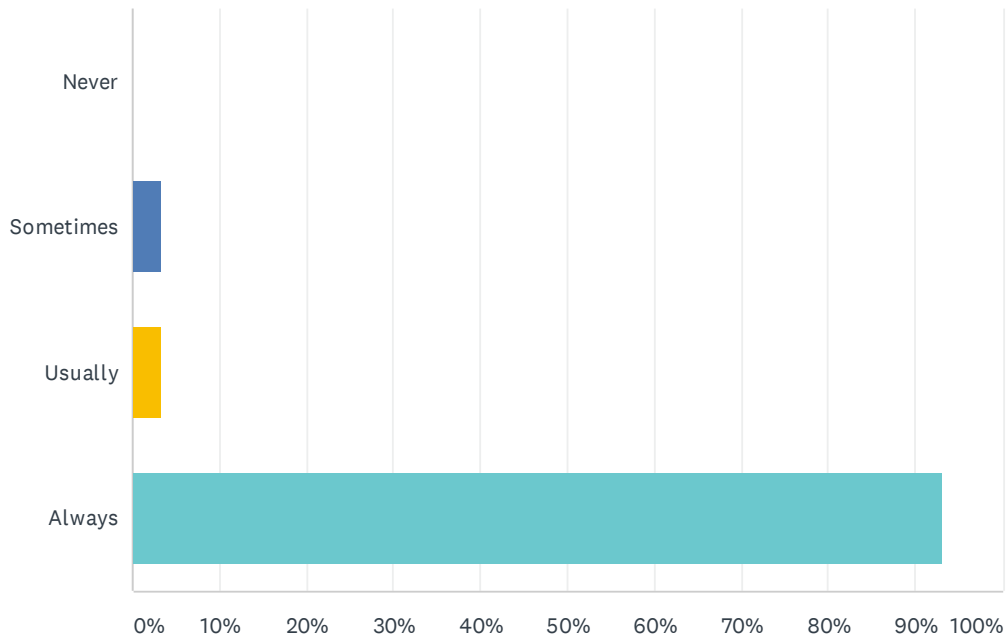
Answered: 29 Skipped: 4



ANSWER CHOICES	RESPONSES
Never	0.00% 0
Sometimes	3.45% 1
Usually	3.45% 1
Always	93.10% 27
TOTAL	29

Q15 In the last 12 months, how often did this provider spend enough time with your child?

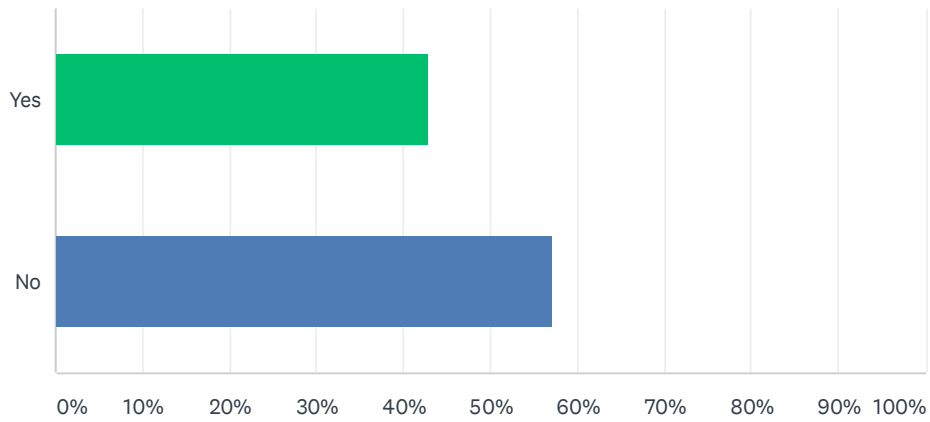
Answered: 29 Skipped: 4



ANSWER CHOICES	RESPONSES	
Never	0.00%	0
Sometimes	3.45%	1
Usually	3.45%	1
Always	93.10%	27
TOTAL		29

Q16 In the last 12 months, did your child's provider order a diagnostic test (lab test, radiology test, etc.)?

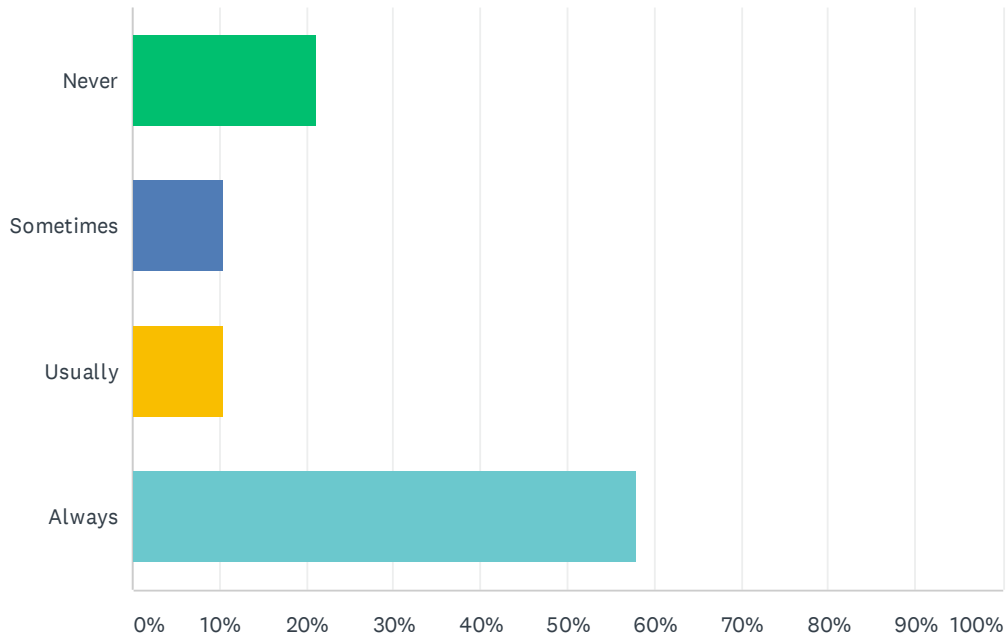
Answered: 28 Skipped: 5



ANSWER CHOICES	RESPONSES	
Yes	42.86%	12
No	57.14%	16
TOTAL		28

Q17 In the last 12 months, when your child's provider ordered a diagnostic test, how often did someone from Carolina Kids follow up with you on test results?

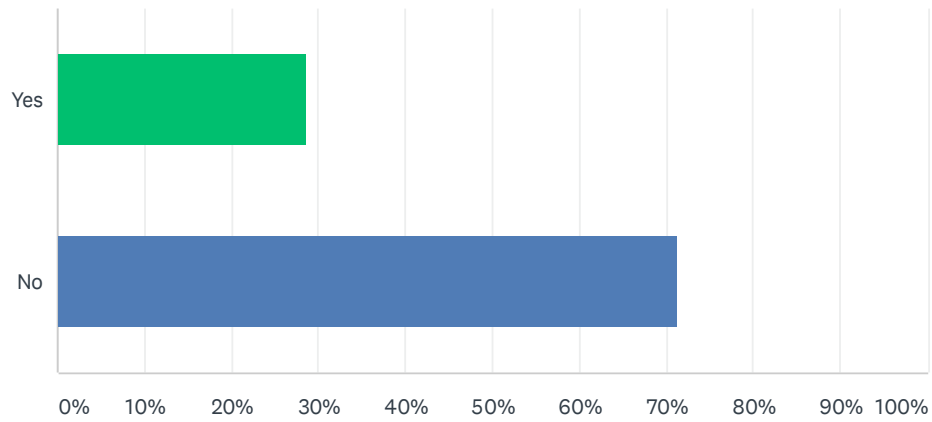
Answered: 19 Skipped: 14



ANSWER CHOICES	RESPONSES
Never	21.05% 4
Sometimes	10.53% 2
Usually	10.53% 2
Always	57.89% 11
TOTAL	19

Q18 In the last 12 months, did your child receive care from a medical specialist?

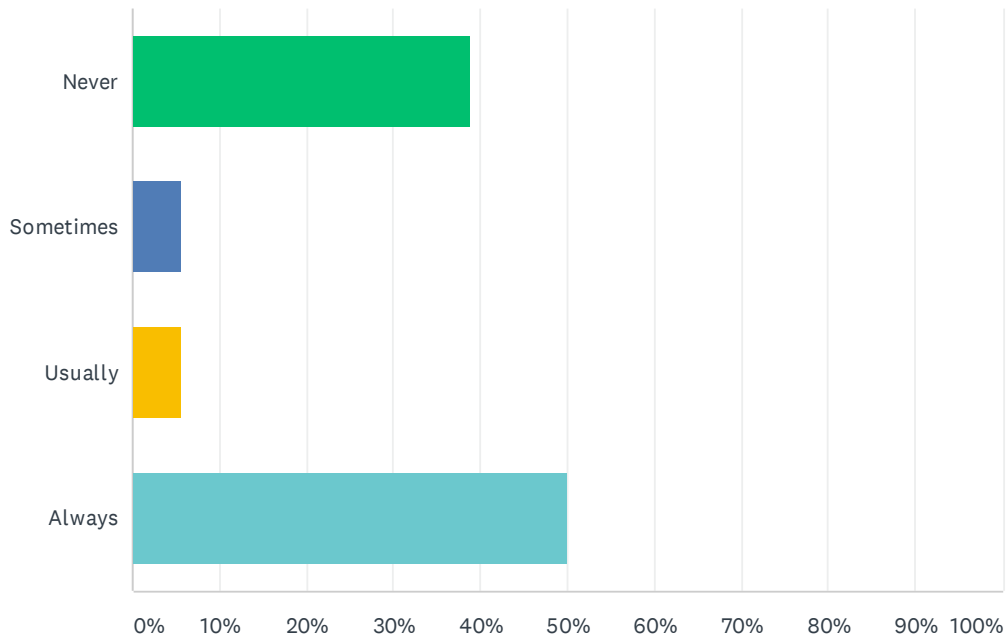
Answered: 28 Skipped: 5



ANSWER CHOICES	RESPONSES	
Yes	28.57%	8
No	71.43%	20
TOTAL		28

Q19 In the last 12 months, how often did your provider seem informed and up to date about the care your child got from specialists?

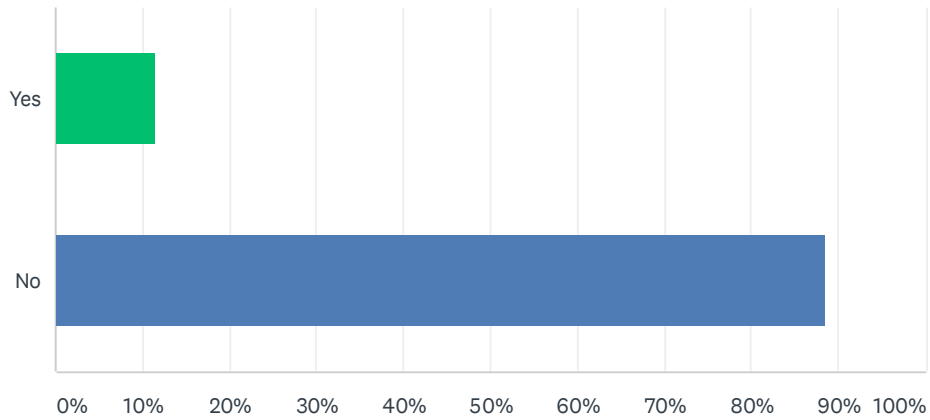
Answered: 18 Skipped: 15



ANSWER CHOICES	RESPONSES
Never	38.89% 7
Sometimes	5.56% 1
Usually	5.56% 1
Always	50.00% 9
TOTAL	18

Q20 During the last 12 months, did your child receive help from developmental therapists (including speech, occupational, or speech therapists), or from school-based special education teams?

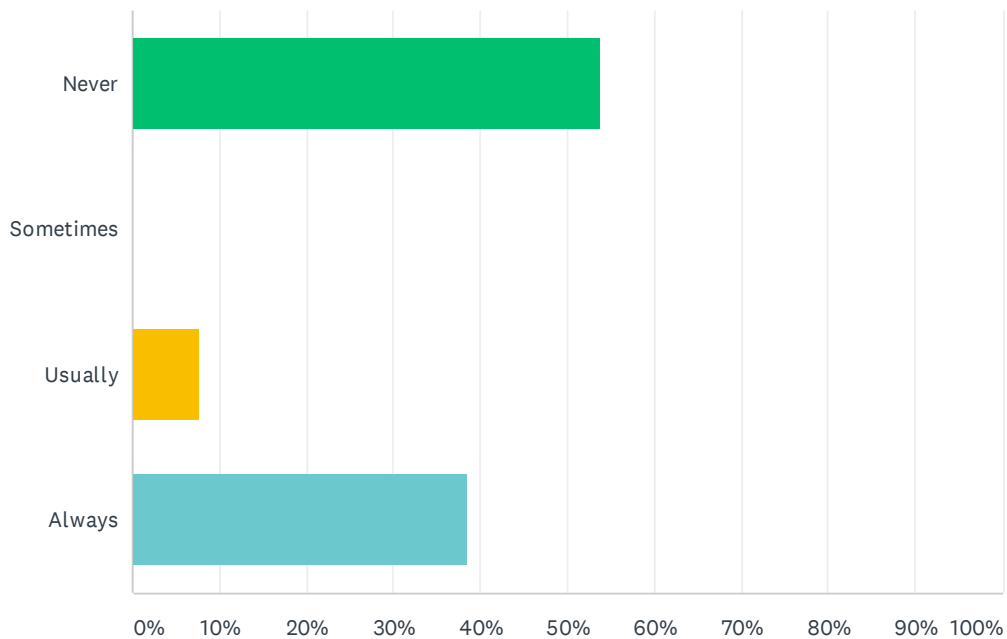
Answered: 26 Skipped: 7



ANSWER CHOICES	RESPONSES	
Yes	11.54%	3
No	88.46%	23
TOTAL		26

Q21 In the last 12 months, how often did your child's provider seem informed and up to date about the care your child received from developmental therapists or school-based special education teams?

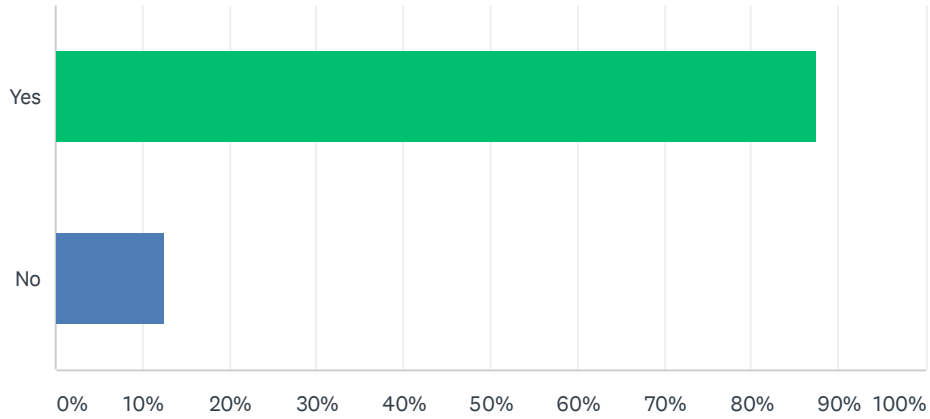
Answered: 13 Skipped: 20



ANSWER CHOICES	RESPONSES
Never	53.85% 7
Sometimes	0.00% 0
Usually	7.69% 1
Always	38.46% 5
TOTAL	13

Q22 In the last 12 months, did your provider talk about your child's development and/or learning ability?

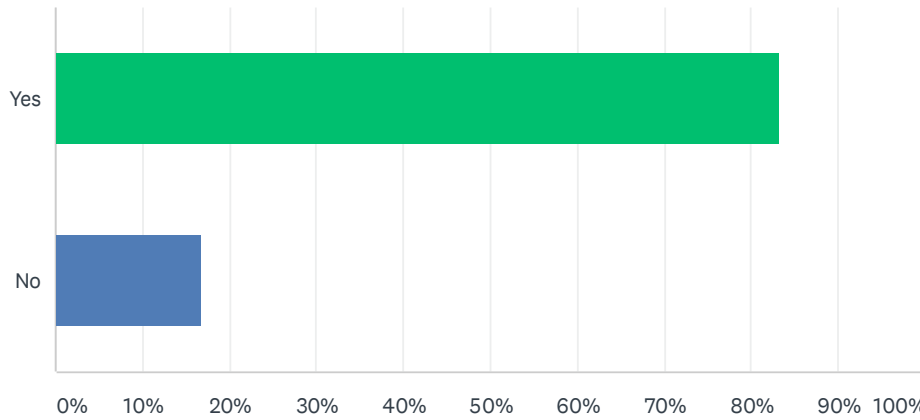
Answered: 24 Skipped: 9



ANSWER CHOICES	RESPONSES	
Yes	87.50%	21
No	12.50%	3
TOTAL		24

Q23 In the last 12 months, did your child's provider talk about normal behavior at your child's age, and ask about any emotional or mood problems?

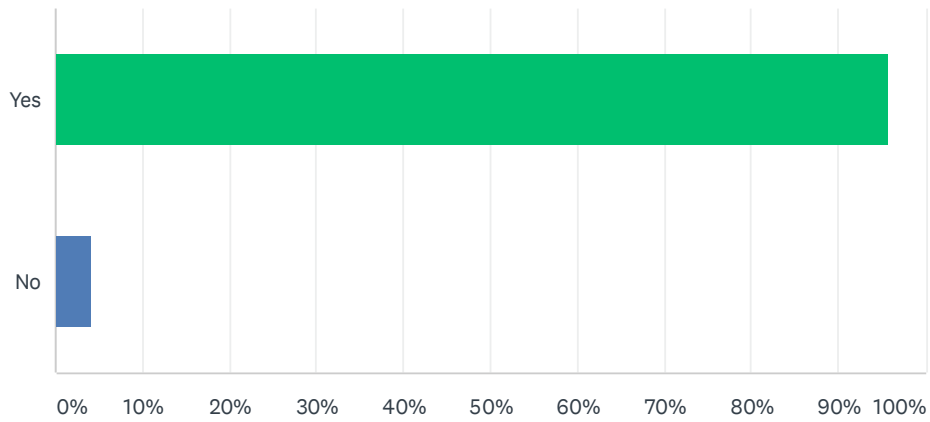
Answered: 24 Skipped: 9



ANSWER CHOICES	RESPONSES	
Yes	83.33%	20
No	16.67%	4
TOTAL		24

Q24 In the last 12 months, did your provider discuss your child's physical growth?

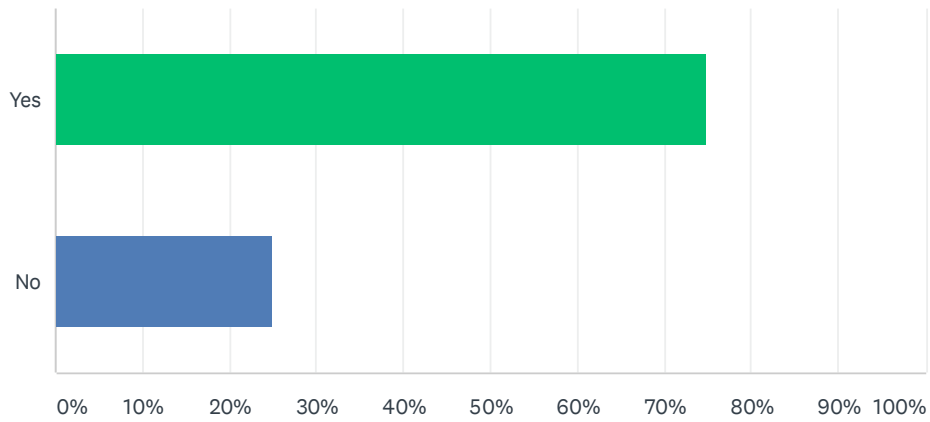
Answered: 24 Skipped: 9



ANSWER CHOICES	RESPONSES	
Yes	95.83%	23
No	4.17%	1
TOTAL		24

Q25 In the last 12 months, did your child's provider talk about how to keep your child safe and prevent injury?

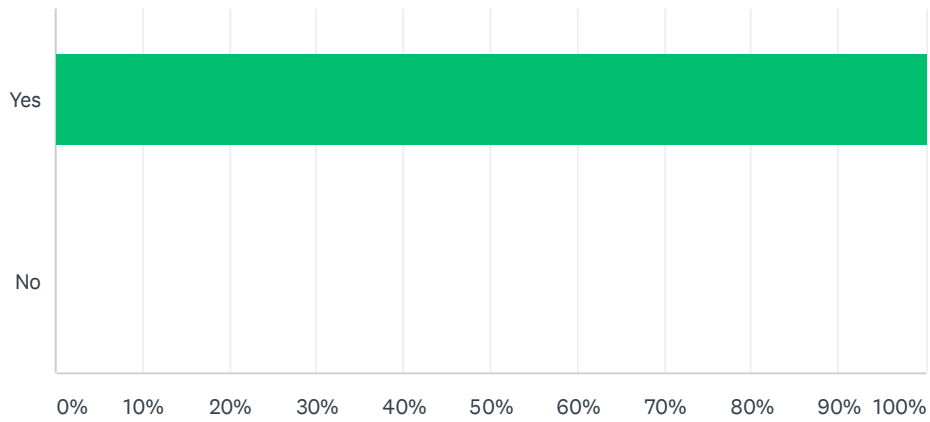
Answered: 24 Skipped: 9



ANSWER CHOICES	RESPONSES	
Yes	75.00%	18
No	25.00%	6
TOTAL		24

Q26 In the last 12 months, did your child's provider talk about healthy lifestyle, exercise, and nutrition?

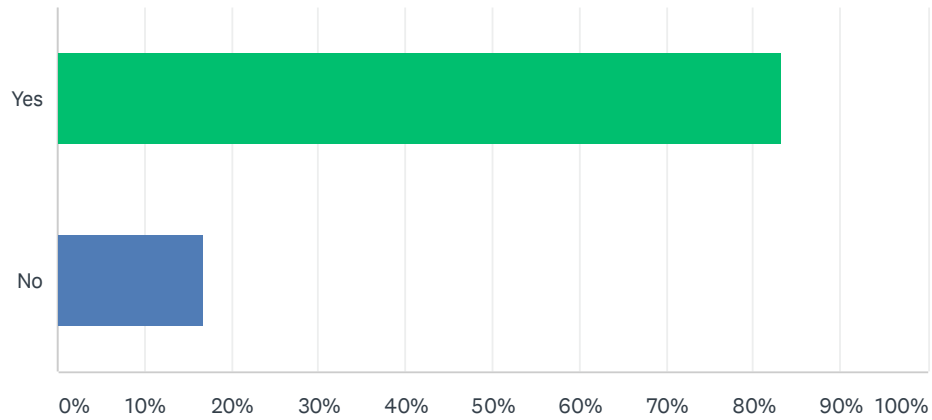
Answered: 24 Skipped: 9



ANSWER CHOICES	RESPONSES	
Yes	100.00%	24
No	0.00%	0
TOTAL		24

Q27 In the last 12 months, did your child's provider talk about how your child gets along socially with family members, peers, and others in the community?

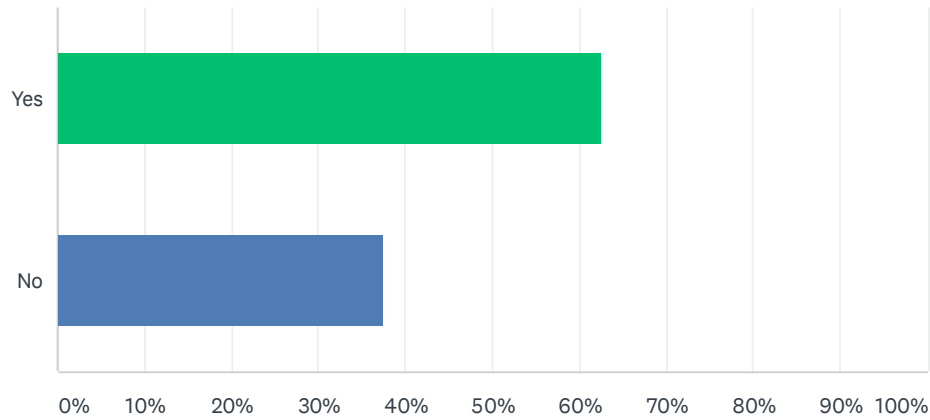
Answered: 24 Skipped: 9



ANSWER CHOICES	RESPONSES	
Yes	83.33%	20
No	16.67%	4
TOTAL		24

Q28 In the last 12 months, did your child's provider talk about how to effectively use and limit "screen time" including TV, computers, tablets, smart phones, and social media?

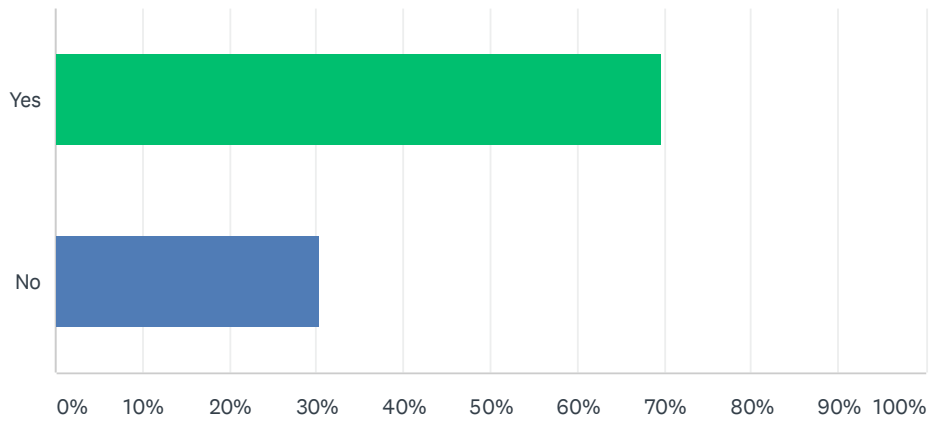
Answered: 24 Skipped: 9



ANSWER CHOICES	RESPONSES
Yes	62.50% 15
No	37.50% 9
TOTAL	24

Q29 In the last 12 months, did your child's provider talk about specific goals for your child's health?

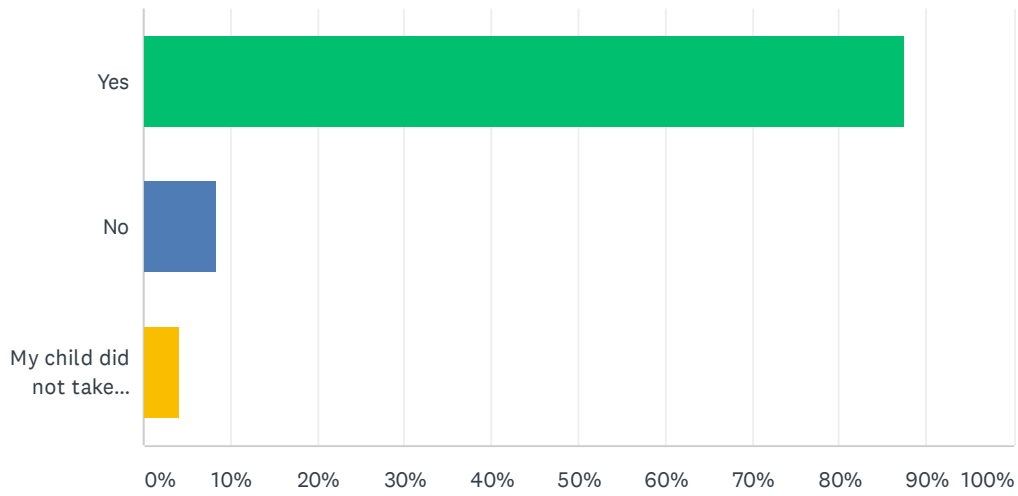
Answered: 23 Skipped: 10



ANSWER CHOICES	RESPONSES	
Yes	69.57%	16
No	30.43%	7
TOTAL		23

Q30 In the last 12 months, did your child's provider talk about medicines and supplements your child is taking?

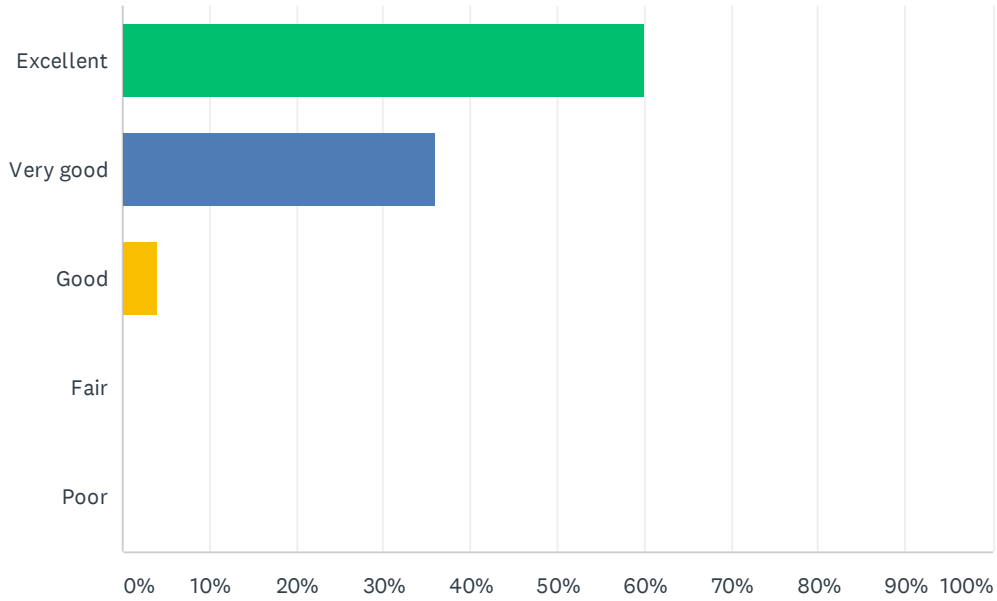
Answered: 24 Skipped: 9



ANSWER CHOICES	RESPONSES	
Yes	87.50%	21
No	8.33%	2
My child did not take medicines or supplements in the last 12 months	4.17%	1
TOTAL		24

Q31 In general, how would you rate your child's overall health?

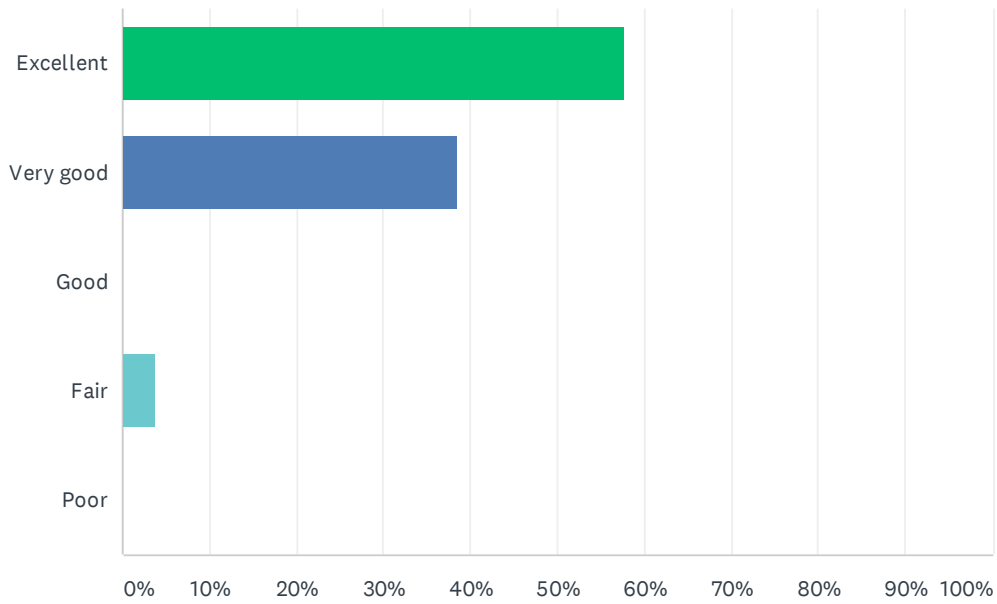
Answered: 25 Skipped: 8



ANSWER CHOICES	RESPONSES	
Excellent	60.00%	15
Very good	36.00%	9
Good	4.00%	1
Fair	0.00%	0
Poor	0.00%	0
TOTAL		25

Q32 In general, how would you rate your child's overall mental or emotional health?

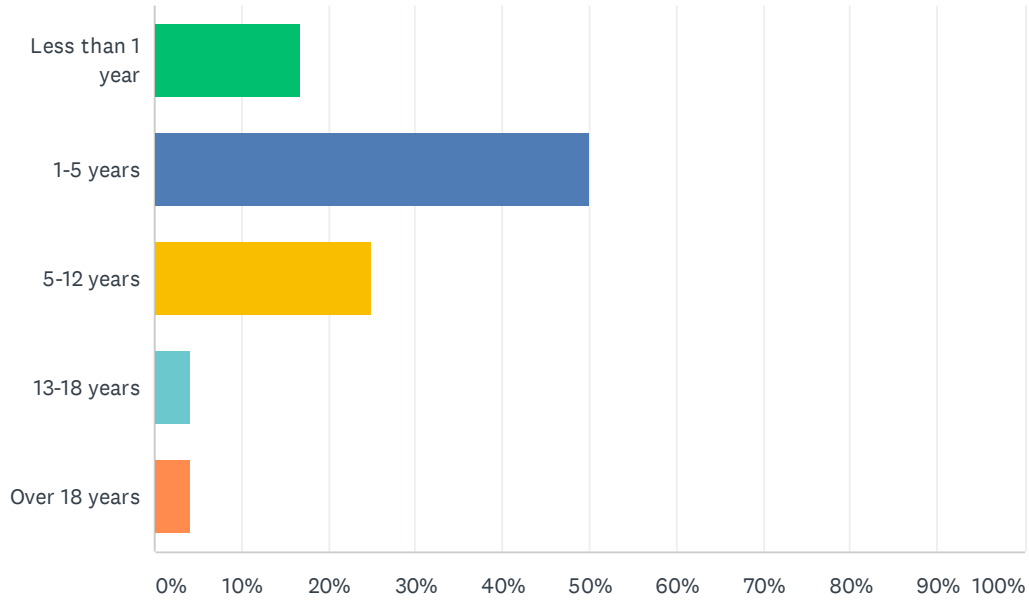
Answered: 26 Skipped: 7



ANSWER CHOICES	RESPONSES	
Excellent	57.69%	15
Very good	38.46%	10
Good	0.00%	0
Fair	3.85%	1
Poor	0.00%	0
TOTAL		26

Q33 What is your child's age?

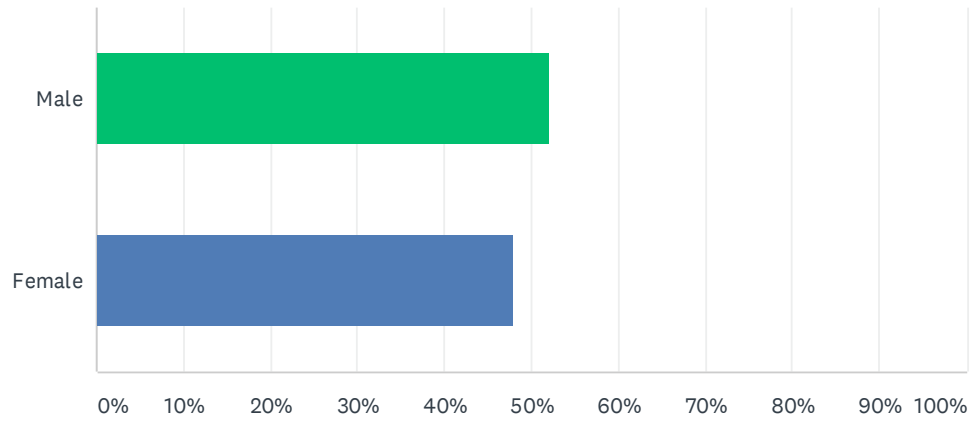
Answered: 24 Skipped: 9



ANSWER CHOICES	RESPONSES
Less than 1 year	16.67% 4
1-5 years	50.00% 12
5-12 years	25.00% 6
13-18 years	4.17% 1
Over 18 years	4.17% 1
TOTAL	24

Q34 Is your child male or female?

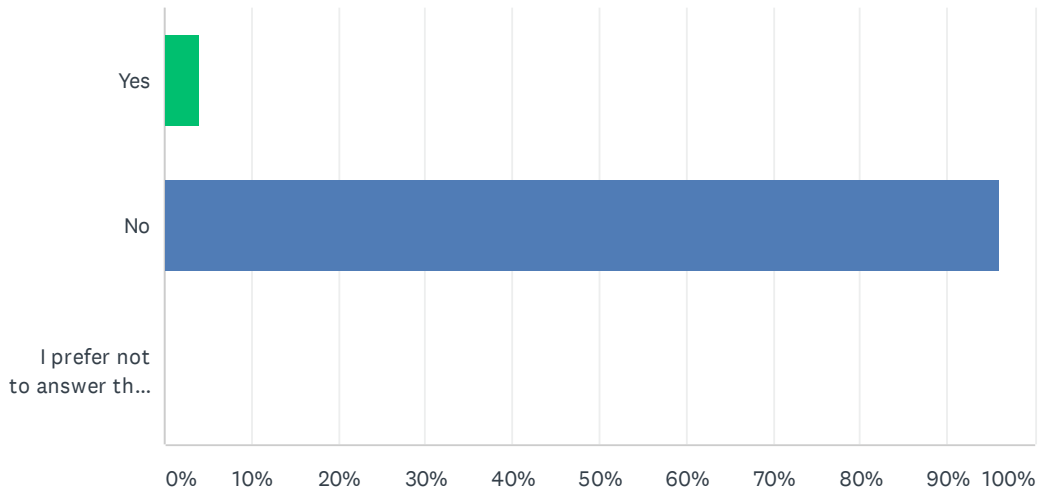
Answered: 25 Skipped: 8



ANSWER CHOICES	RESPONSES	
Male	52.00%	13
Female	48.00%	12
TOTAL		25

Q35 Is your child of Hispanic or Latino origin or descent?

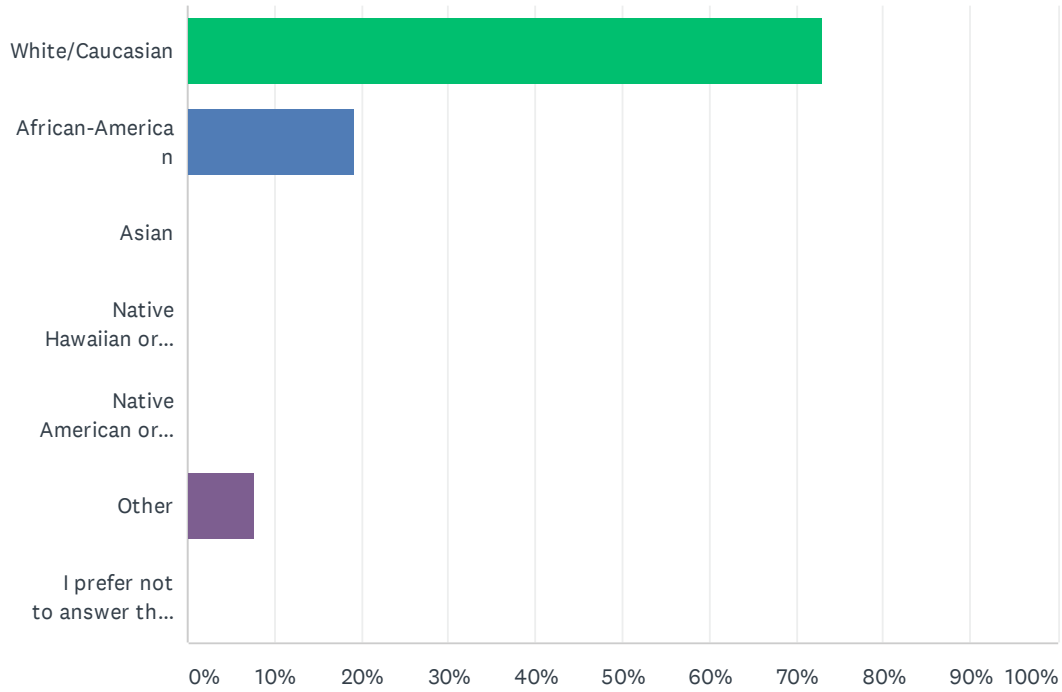
Answered: 25 Skipped: 8



ANSWER CHOICES	RESPONSES
Yes	4.00% 1
No	96.00% 24
I prefer not to answer this question	0.00% 0
TOTAL	25

Q36 What is your child's race? Mark one or more.

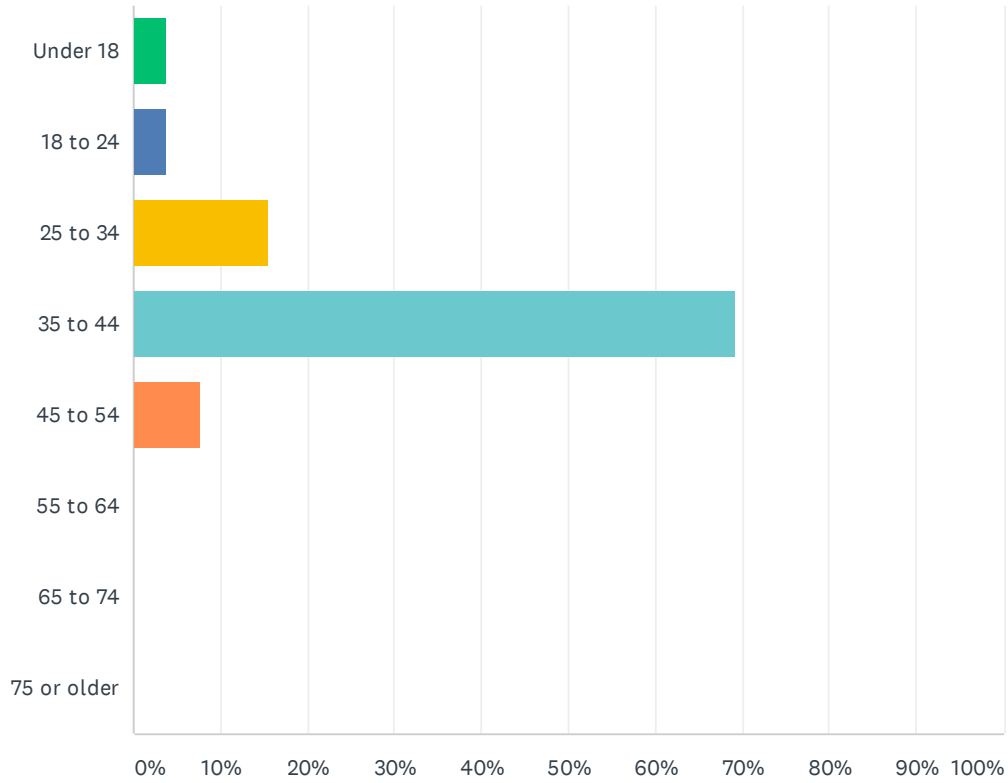
Answered: 26 Skipped: 7



ANSWER CHOICES	RESPONSES	
White/Caucasian	73.08%	19
African-American	19.23%	5
Asian	0.00%	0
Native Hawaiian or Pacific Islander	0.00%	0
Native American or Alaska Native	0.00%	0
Other	7.69%	2
I prefer not to answer this question	0.00%	0
TOTAL		26

Q37 What is your age?

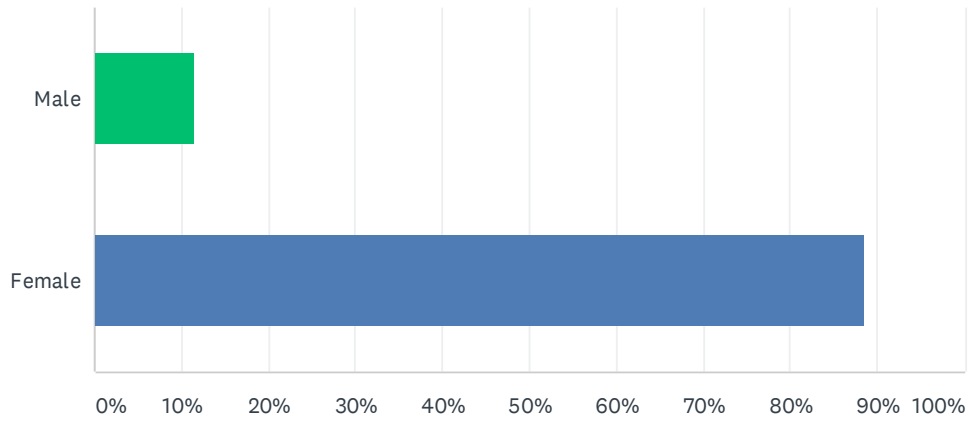
Answered: 26 Skipped: 7



ANSWER CHOICES	RESPONSES
Under 18	3.85% 1
18 to 24	3.85% 1
25 to 34	15.38% 4
35 to 44	69.23% 18
45 to 54	7.69% 2
55 to 64	0.00% 0
65 to 74	0.00% 0
75 or older	0.00% 0
TOTAL	26

Q38 Are you male or female?

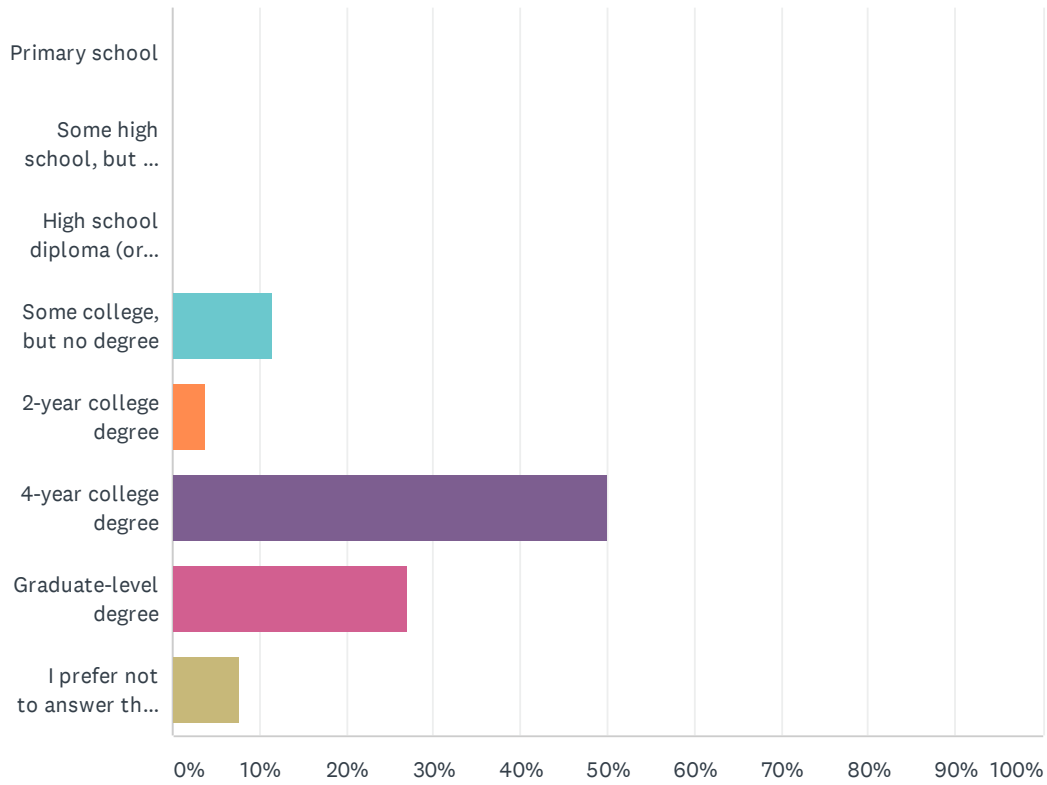
Answered: 26 Skipped: 7



ANSWER CHOICES	RESPONSES
Male	11.54% 3
Female	88.46% 23
TOTAL	26

Q39 What is the highest level of school that you have completed?

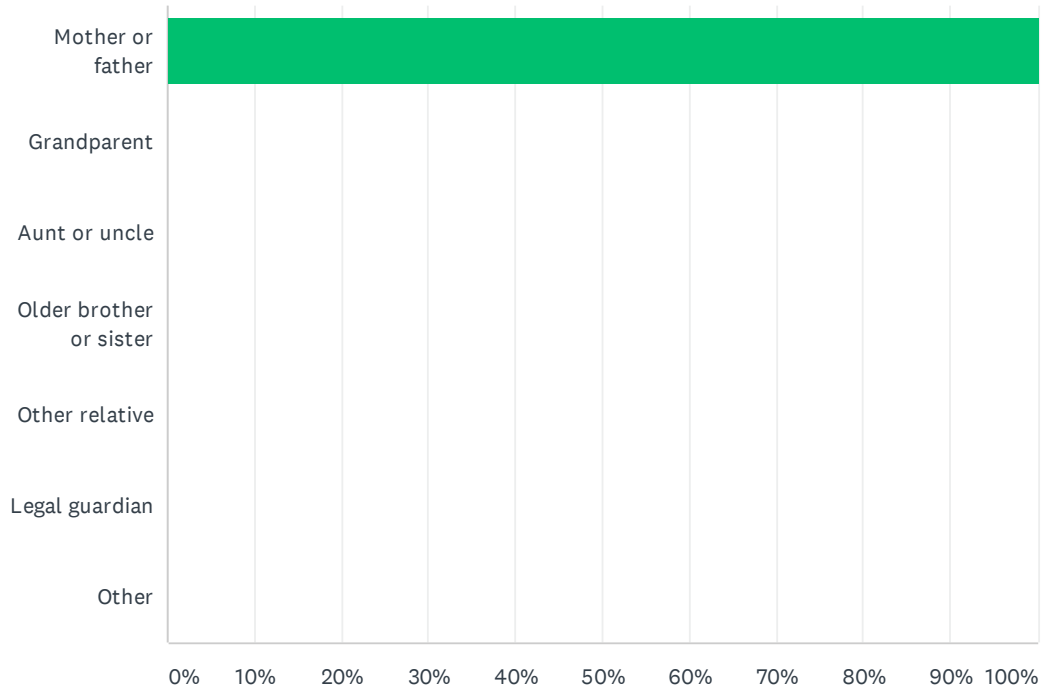
Answered: 26 Skipped: 7



ANSWER CHOICES	RESPONSES	
Primary school	0.00%	0
Some high school, but no diploma	0.00%	0
High school diploma (or GED)	0.00%	0
Some college, but no degree	11.54%	3
2-year college degree	3.85%	1
4-year college degree	50.00%	13
Graduate-level degree	26.92%	7
I prefer not to answer this question	7.69%	2
TOTAL		26

Q40 How are you related to the child?

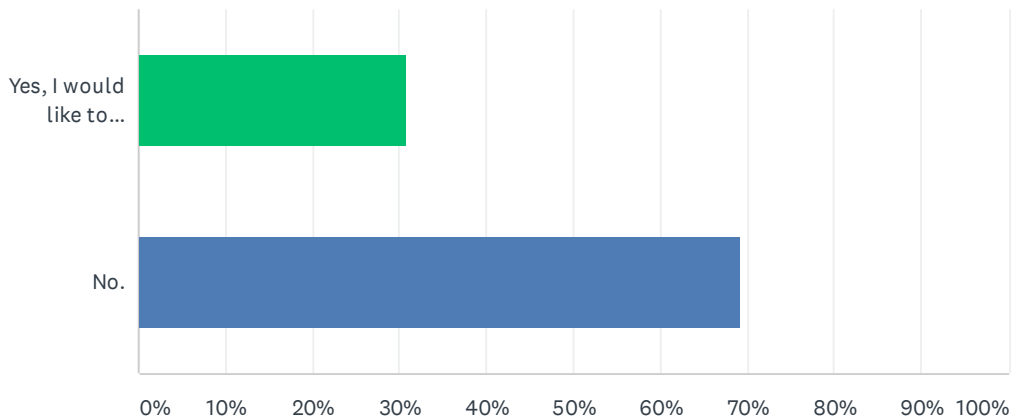
Answered: 26 Skipped: 7



ANSWER CHOICES	RESPONSES	
Mother or father	100.00%	26
Grandparent	0.00%	0
Aunt or uncle	0.00%	0
Older brother or sister	0.00%	0
Other relative	0.00%	0
Legal guardian	0.00%	0
Other	0.00%	0
TOTAL		26

Q41 Would you be willing to participate in our Patient Advisory Committee to provide us with feedback to continue to improve our practice? The committee meets about every 4-6 months, and you are welcome to participate in just one session, or all sessions. No long-term commitment is required. As the responses on this survey are anonymous, please contact us at (919) 881-9009 and leave a message for Dr. Nechyba with your contact information if you would like to participate. Thank you!

Answered: 13 Skipped: 20



ANSWER CHOICES	RESPONSES	
Yes, I would like to participate in the Patient Advisory Committee. I will call the office and leave my contact information.	30.77%	4
No.	69.23%	9
TOTAL		13