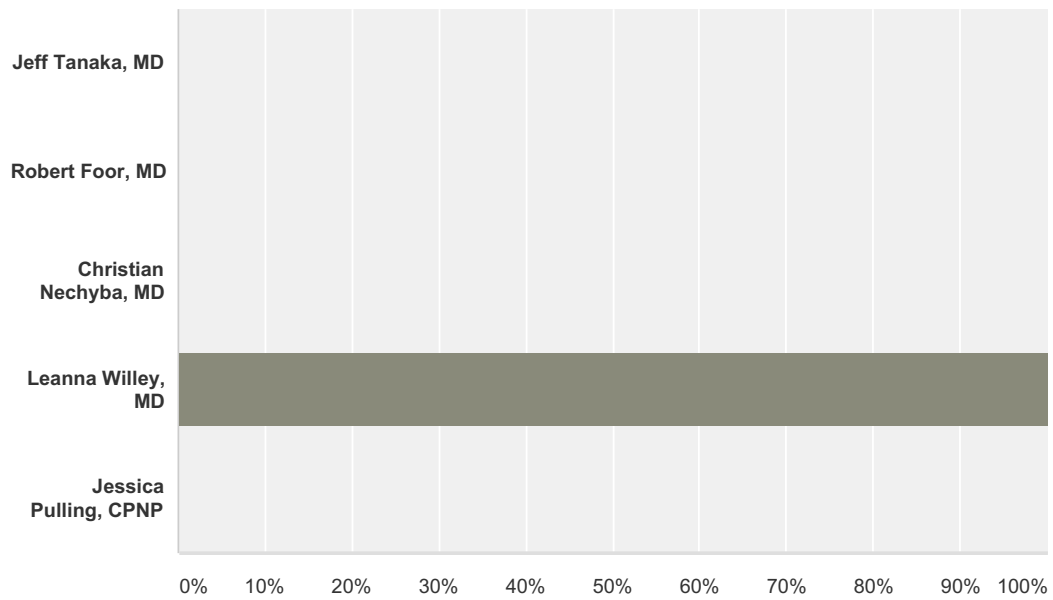


### Q1 Who primarily takes care of your child at Carolina Kids?

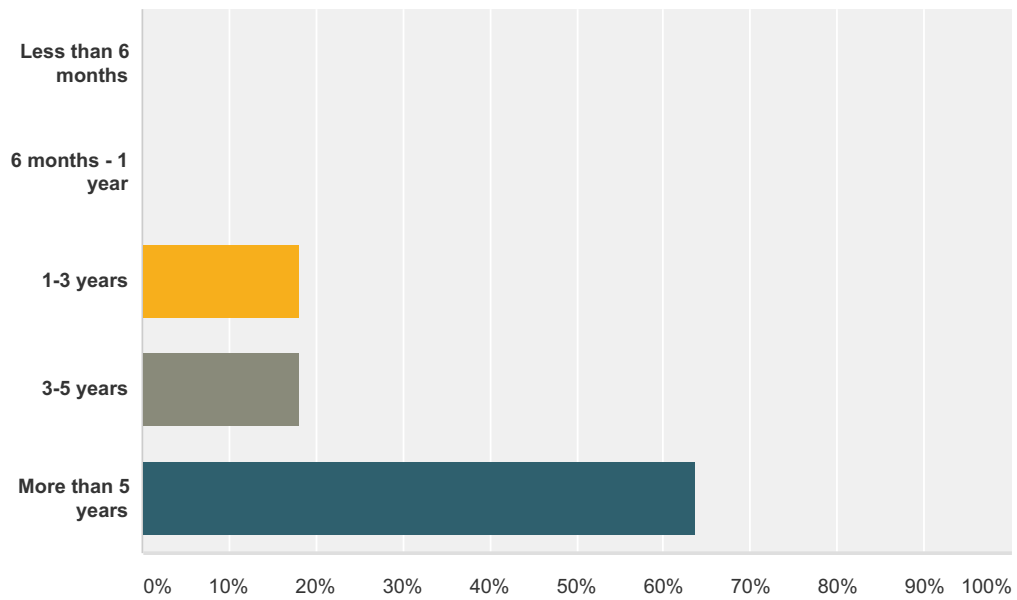
Answered: 11 Skipped: 0



Answer Choices	Responses
Jeff Tanaka, MD	0.00% 0
Robert Foor, MD	0.00% 0
Christian Nechyba, MD	0.00% 0
Leanna Willey, MD	100.00% 11
Jessica Pulling, CPNP	0.00% 0
<b>Total</b>	<b>11</b>

## Q2 How long has your child been a patient at Carolina Kids Pediatrics?

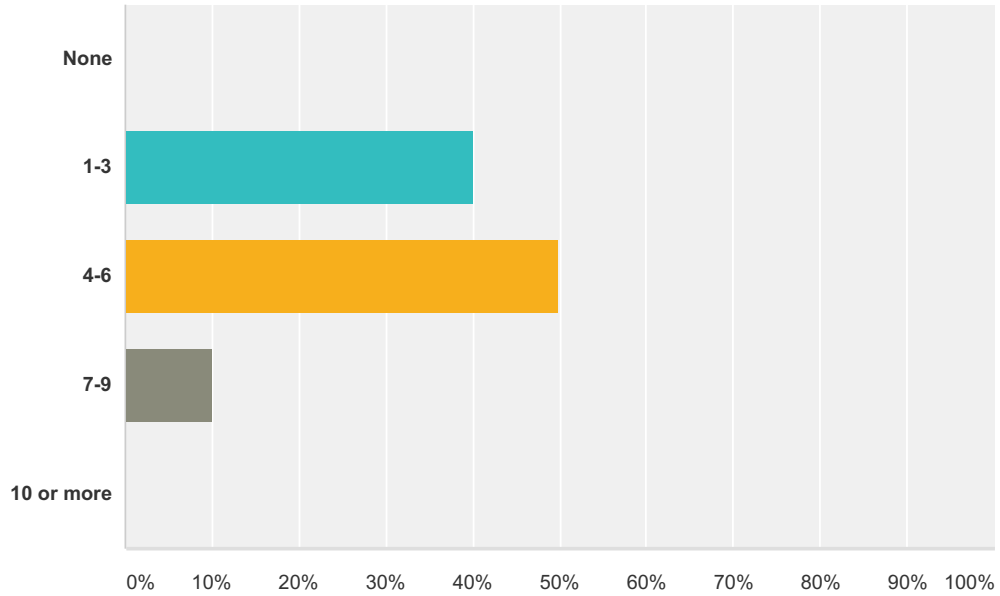
Answered: 11 Skipped: 0



Answer Choices	Responses
Less than 6 months	0.00% 0
6 months - 1 year	0.00% 0
1-3 years	18.18% 2
3-5 years	18.18% 2
More than 5 years	63.64% 7
<b>Total</b>	<b>11</b>

### Q3 In the last 12 months, how many times did you visit your child's healthcare provider?

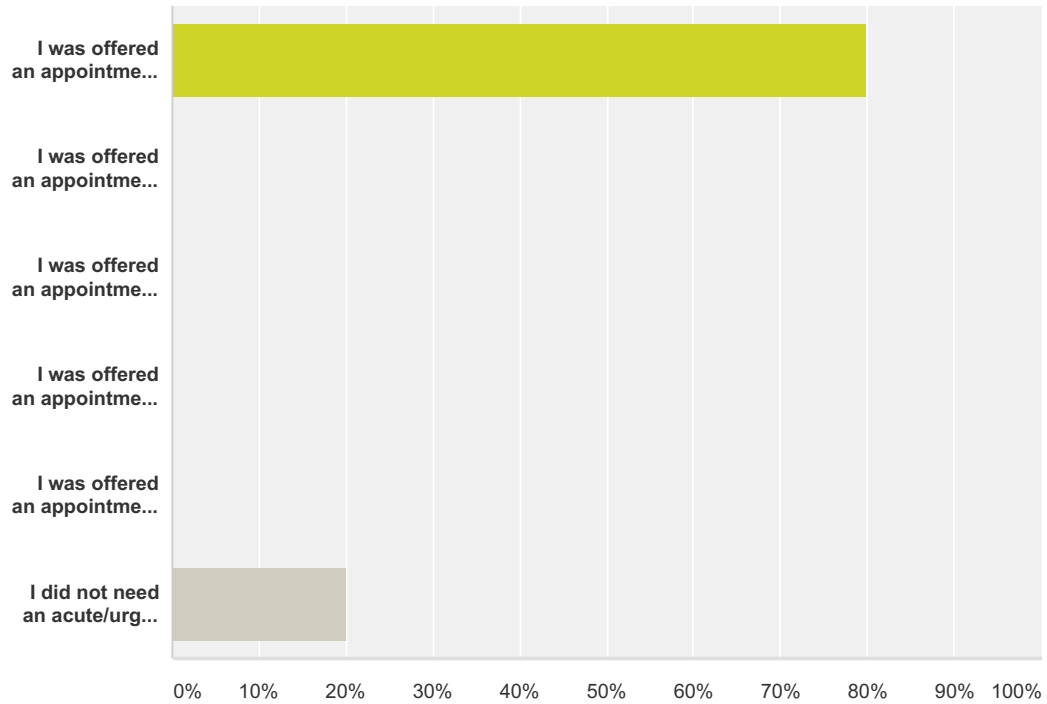
Answered: 10 Skipped: 1



Answer Choices	Responses
None	0.00% 0
1-3	40.00% 4
4-6	50.00% 5
7-9	10.00% 1
10 or more	0.00% 0
<b>Total</b>	<b>10</b>

### Q4 In the last 12 months, how many days did you usually have to wait for an appointment when your child needed care right away (a visit for an illness or acute problem)?

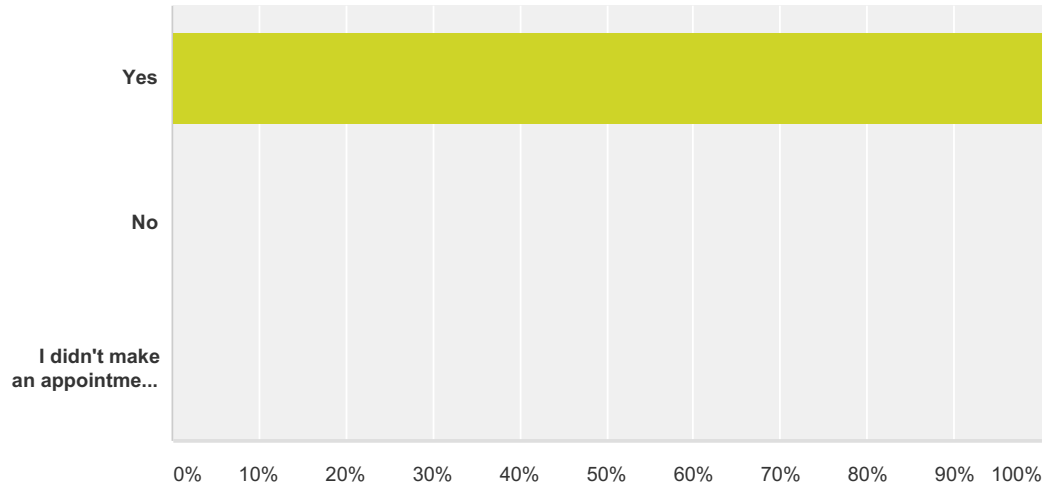
Answered: 10 Skipped: 1



Answer Choices	Responses
I was offered an appointment on the same day.	80.00% 8
I was offered an appointment the next day.	0.00% 0
I was offered an appointment within 2-3 days.	0.00% 0
I was offered an appointment within 4-7 days.	0.00% 0
I was offered an appointment more than 7 days in the future.	0.00% 0
I did not need an acute/urgent care visit within the last 12 months.	20.00% 2
<b>Total</b>	<b>10</b>

**Q5 In the last 12 months, when you made an appointment for a check-up or routine physical for your child, did you make it with your child's primary care provider?**

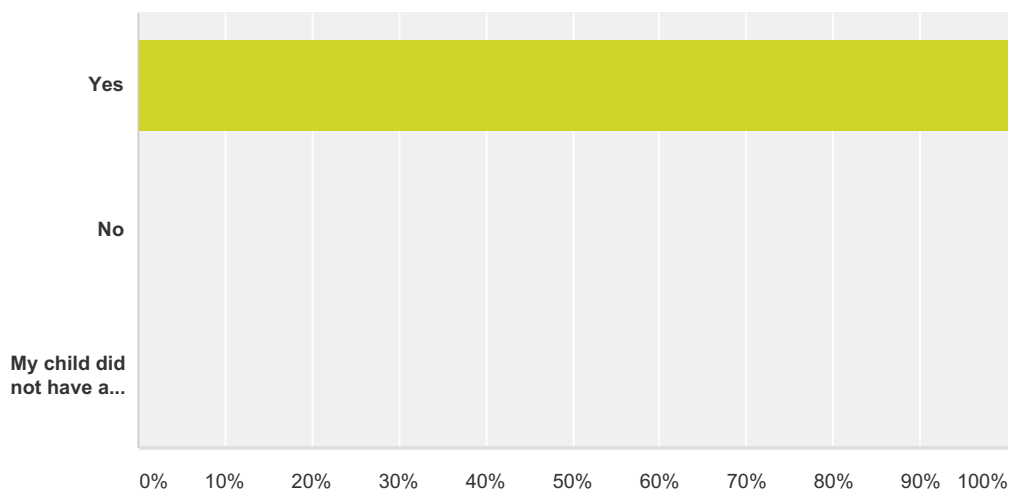
Answered: 10 Skipped: 1



Answer Choices	Responses
Yes	100.00% 10
No	0.00% 0
I didn't make an appointment for a checkup or routine physical in the last 12 months.	0.00% 0
<b>Total</b>	<b>10</b>

**Q6 If your child had an appointment for a checkup or routine physical in the last 12 months, were you offered an appointment with your primary care provider within the time frame your child needed?**

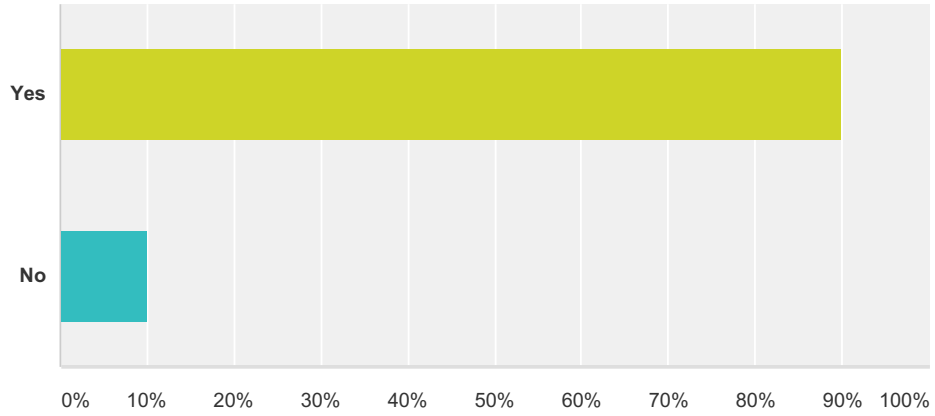
Answered: 10 Skipped: 1



Answer Choices	Responses
Yes	100.00% 10
No	0.00% 0
My child did not have a checkup or routine physical in the last 12 months	0.00% 0
<b>Total</b>	<b>10</b>

**Q7 Have you been provided with information on how to get in touch with us after hours and on weekends and holidays?**

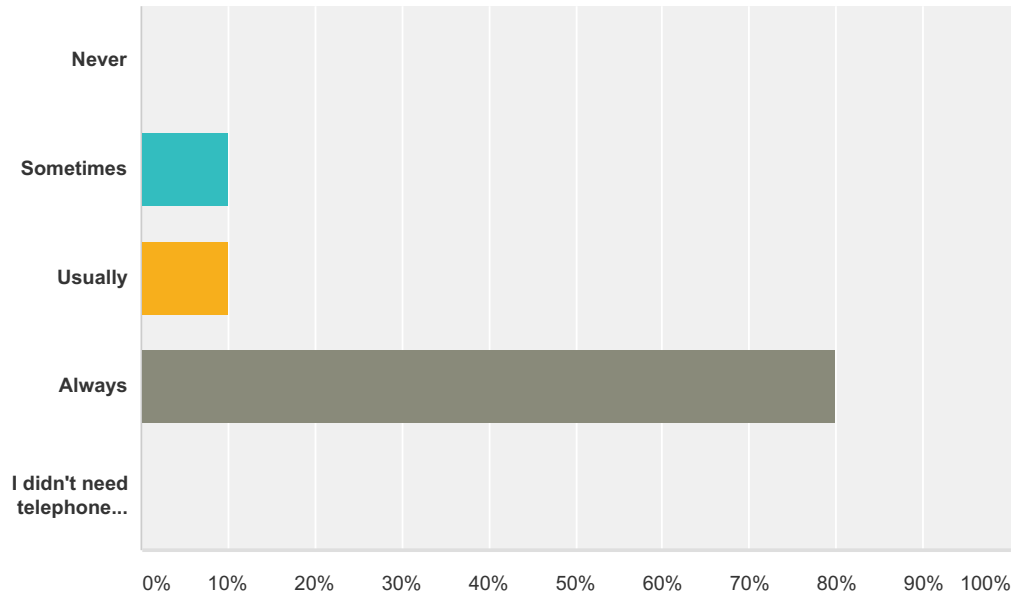
Answered: 10 Skipped: 1



Answer Choices	Responses
Yes	90.00% 9
No	10.00% 1
<b>Total</b>	<b>10</b>

**Q8 In the last 12 months, when you phoned Carolina Kids Pediatrics during regular office hours, how often did you get an answer to your question the same day?**

Answered: 10 Skipped: 1

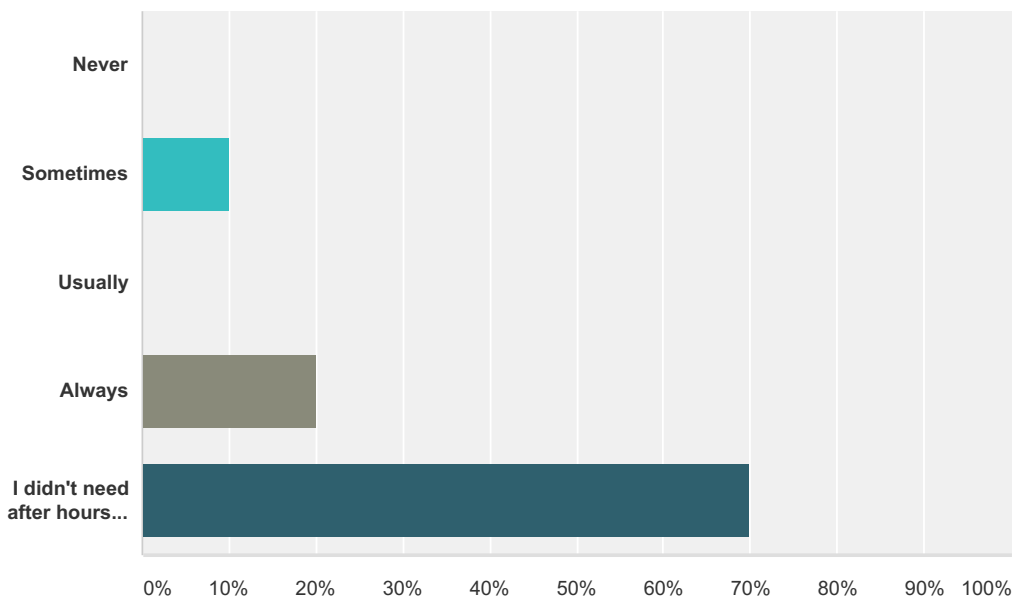


Answer Choices	Responses
Never	0.00% 0
Sometimes	10.00% 1
Usually	10.00% 1
Always	80.00% 8
I didn't need telephone advice in the last 12 months	0.00% 0
<b>Total</b>	<b>10</b>



**Q9 In the last 12 months, when you phoned Carolina Kids Pediatrics after regular office hours, how often did you get an answer to your question as soon as you needed?**

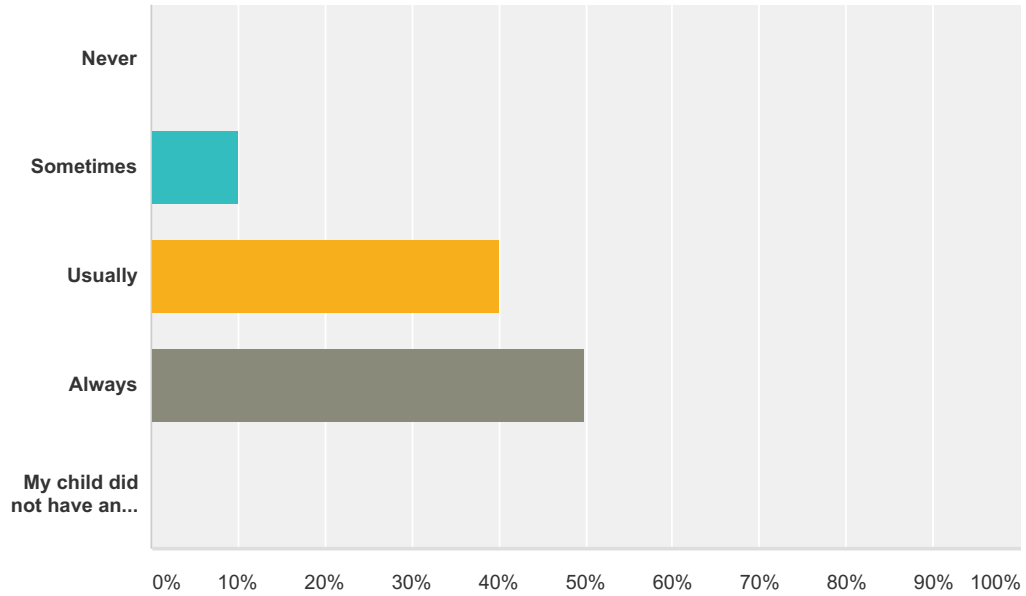
Answered: 10 Skipped: 1



Answer Choices	Responses
Never	0.00% 0
Sometimes	10.00% 1
Usually	0.00% 0
Always	20.00% 2
I didn't need after hours telephone advice in the last 12 months	70.00% 7
<b>Total</b>	<b>10</b>

### Q10 In the last 12 months, how often did your child see your provider within 30 minutes of his or her appointment time?

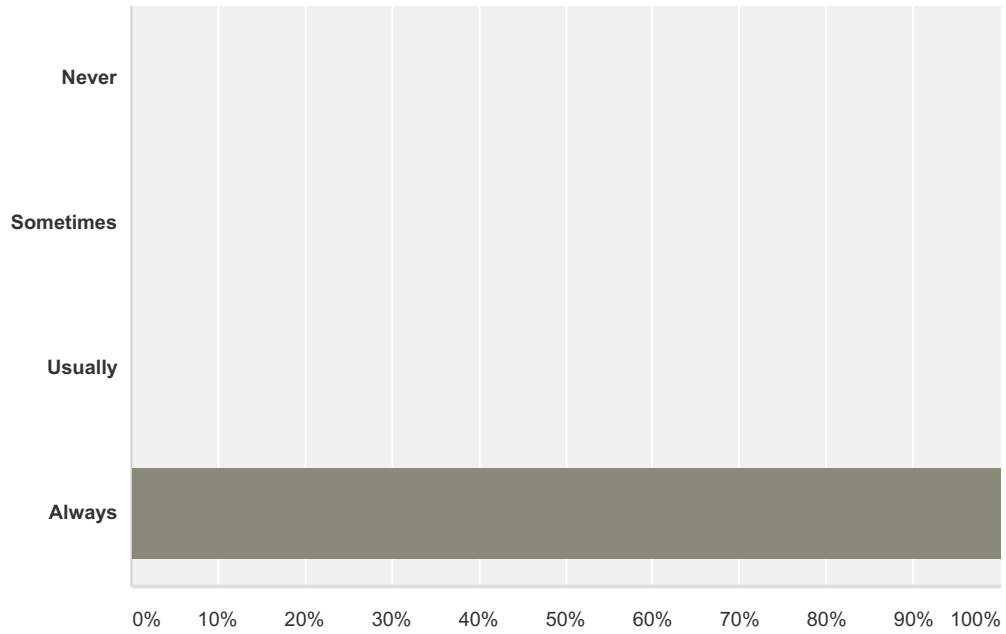
Answered: 10 Skipped: 1



Answer Choices	Responses
Never	0.00% 0
Sometimes	10.00% 1
Usually	40.00% 4
Always	50.00% 5
My child did not have an appointment in the last 12 months	0.00% 0
<b>Total</b>	<b>10</b>

**Q11 In the last 12 months, how often did your child's provider explain things about your child's health in a way that was easy to understand?**

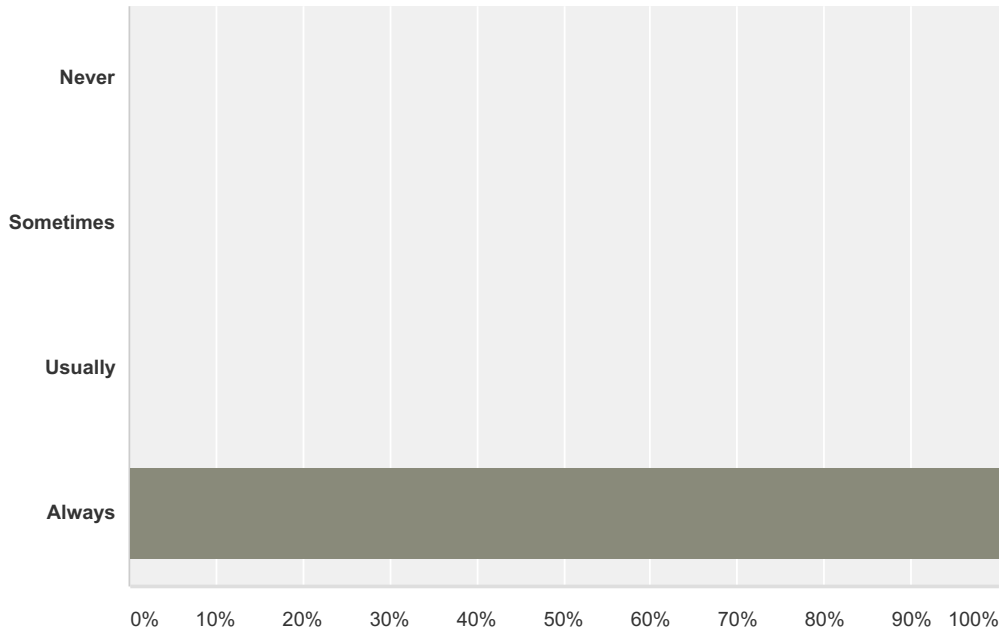
Answered: 10 Skipped: 1



Answer Choices	Responses
Never	0.00% 0
Sometimes	0.00% 0
Usually	0.00% 0
Always	100.00% 10
<b>Total</b>	<b>10</b>

**Q12 In the last 12 months, how often did your provider give you easy to understand information about your health questions or concerns?**

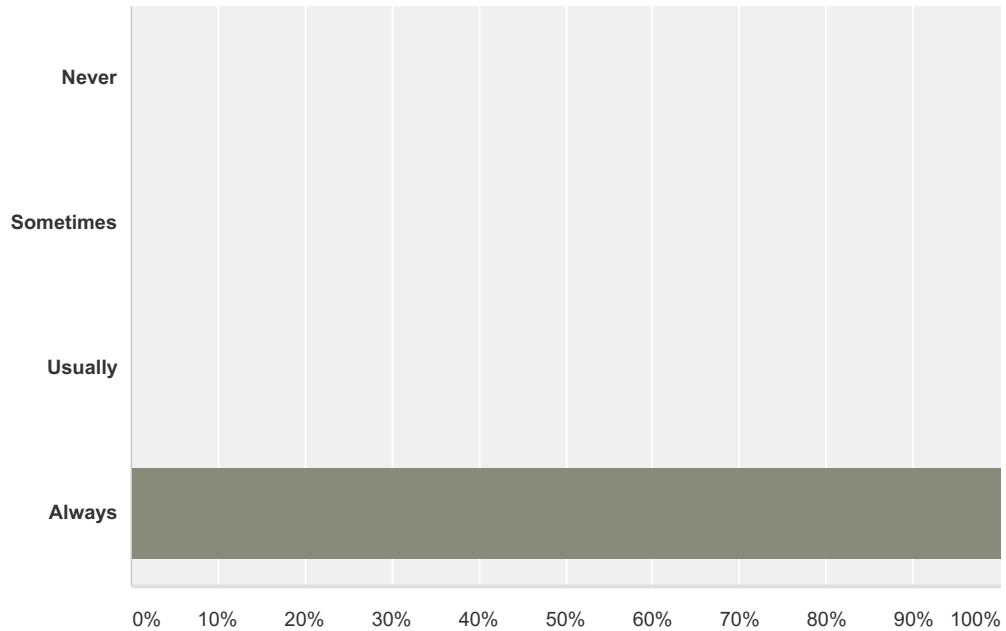
Answered: 10 Skipped: 1



Answer Choices	Responses
Never	0.00% 0
Sometimes	0.00% 0
Usually	0.00% 0
Always	100.00% 10
<b>Total</b>	<b>10</b>

### Q13 In the last 12 months, how often did your provider seem to know the important information about your child's medical history?

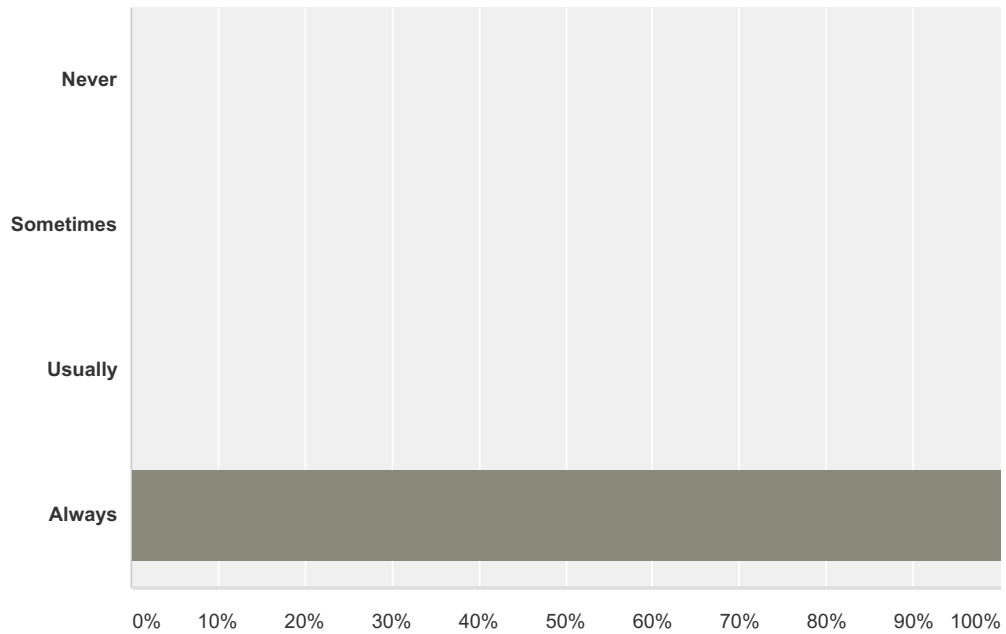
Answered: 10 Skipped: 1



Answer Choices	Responses
Never	0.00% 0
Sometimes	0.00% 0
Usually	0.00% 0
Always	100.00% 10
<b>Total</b>	<b>10</b>

**Q14 In the last 12 months, how often did this provider show respect for what you had to say?**

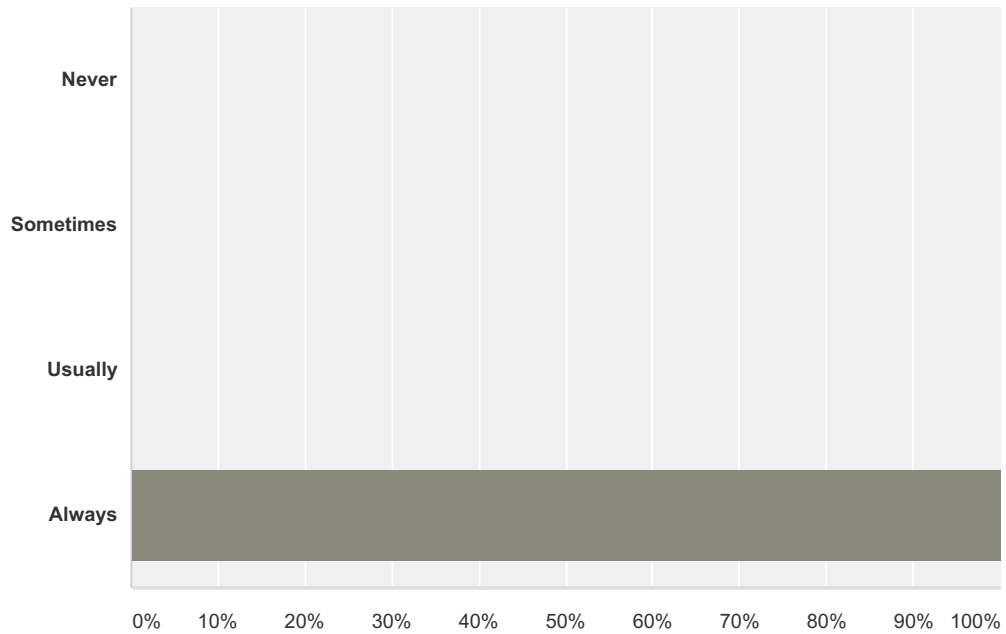
Answered: 10 Skipped: 1



Answer Choices	Responses
Never	0.00% 0
Sometimes	0.00% 0
Usually	0.00% 0
Always	100.00% 10
<b>Total</b>	<b>10</b>

### Q15 In the last 12 months, how often did this provider spend enough time with your child?

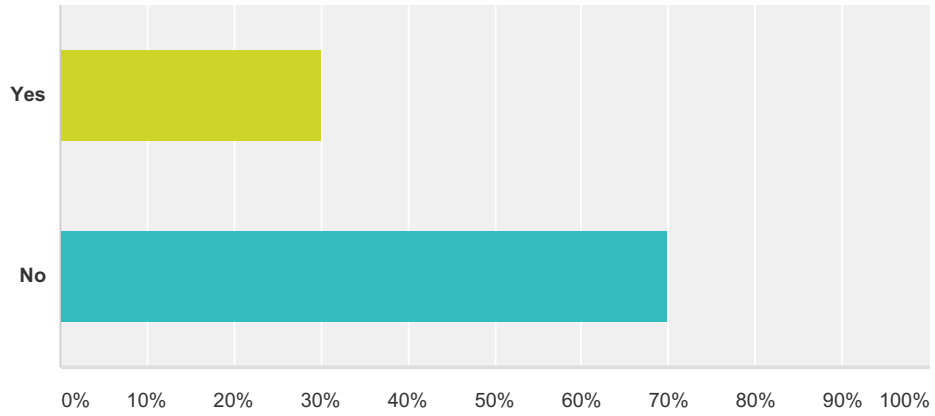
Answered: 10 Skipped: 1



Answer Choices	Responses
Never	0.00% 0
Sometimes	0.00% 0
Usually	0.00% 0
Always	100.00% 10
<b>Total</b>	<b>10</b>

**Q16 In the last 12 months, did your child's provider order a diagnostic test (lab test, radiology test, etc.)?**

Answered: 10 Skipped: 1

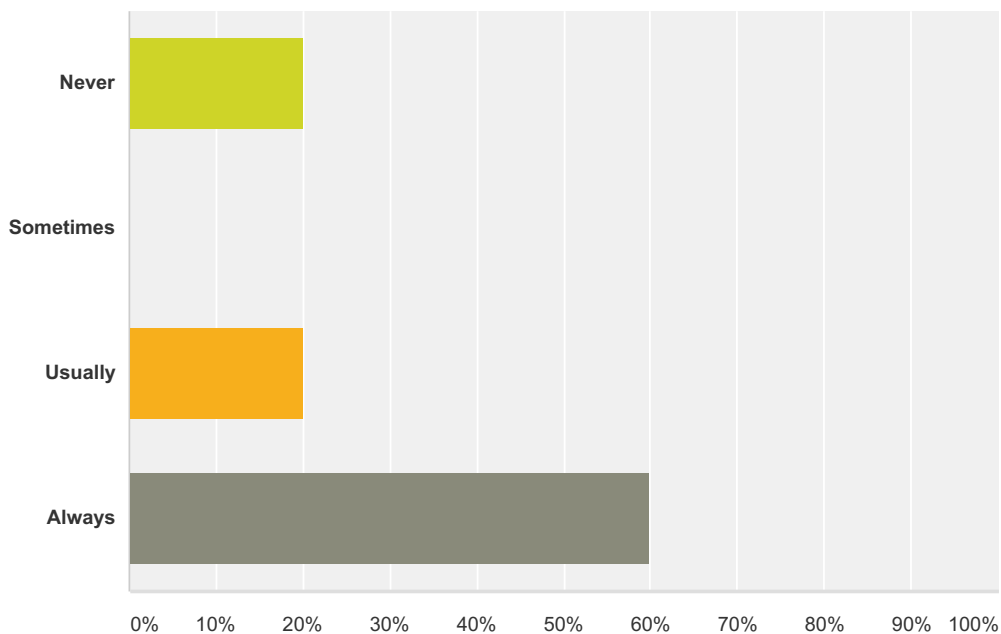


Answer Choices	Responses
Yes	30.00% 3
No	70.00% 7
<b>Total</b>	<b>10</b>



**Q17 In the last 12 months, when your child's provider ordered a diagnostic test, how often did someone from Carolina Kids follow up with you on test results?**

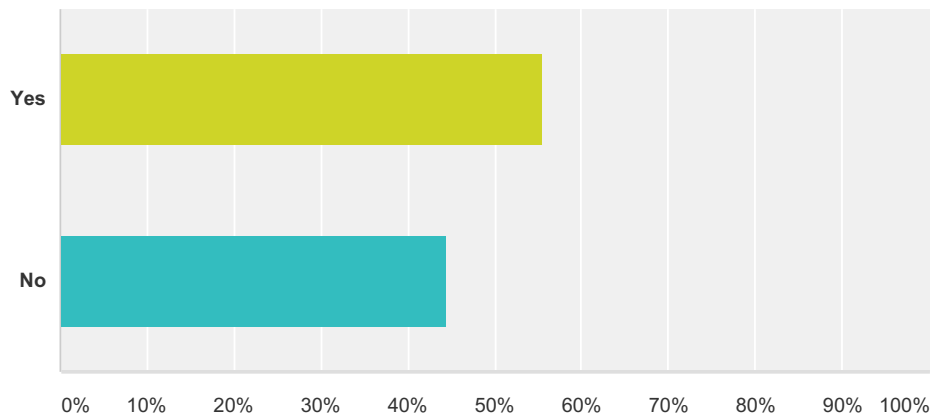
Answered: 5 Skipped: 6



Answer Choices	Responses
Never	20.00% 1
Sometimes	0.00% 0
Usually	20.00% 1
Always	60.00% 3
<b>Total</b>	<b>5</b>

### Q18 In the last 12 months, did your child receive care from a medical specialist?

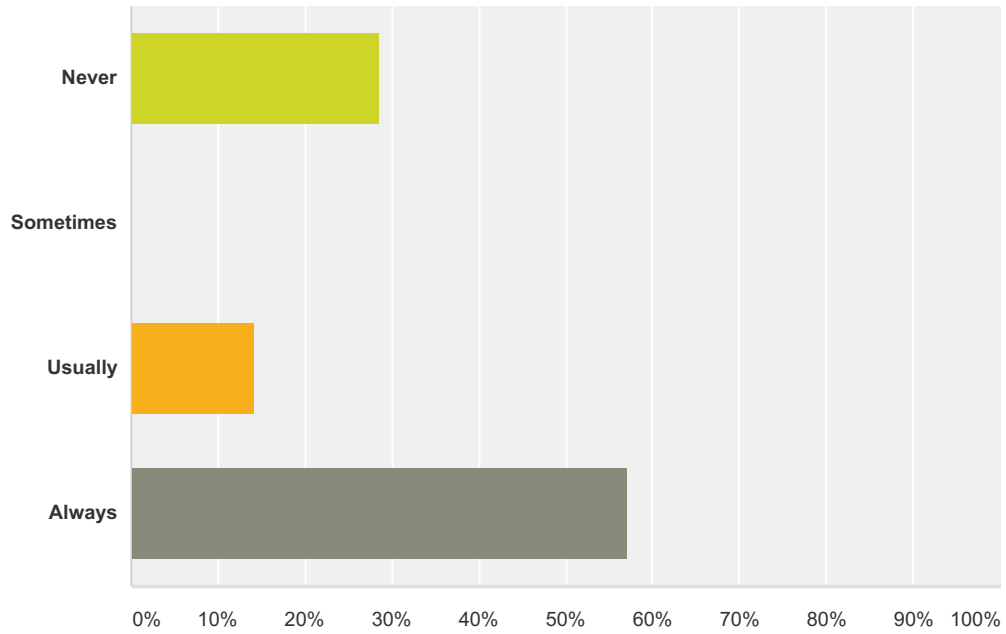
Answered: 9 Skipped: 2



Answer Choices	Responses
Yes	55.56% 5
No	44.44% 4
<b>Total</b>	<b>9</b>

**Q19 In the last 12 months, how often did your provider seem informed and up to date about the care your child got from specialists?**

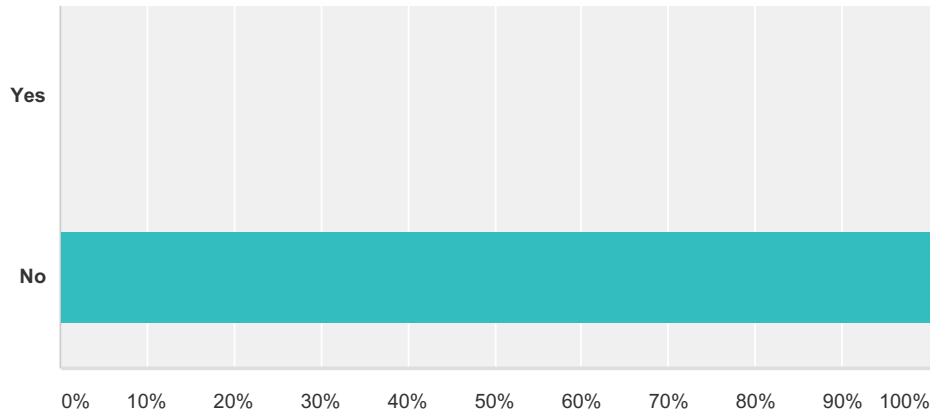
Answered: 7 Skipped: 4



Answer Choices	Responses
Never	28.57% 2
Sometimes	0.00% 0
Usually	14.29% 1
Always	57.14% 4
<b>Total</b>	<b>7</b>

**Q20 During the last 12 months, did your child receive help from developmental therapists (including speech, occupational, or speech therapists), or from school-based special education teams?**

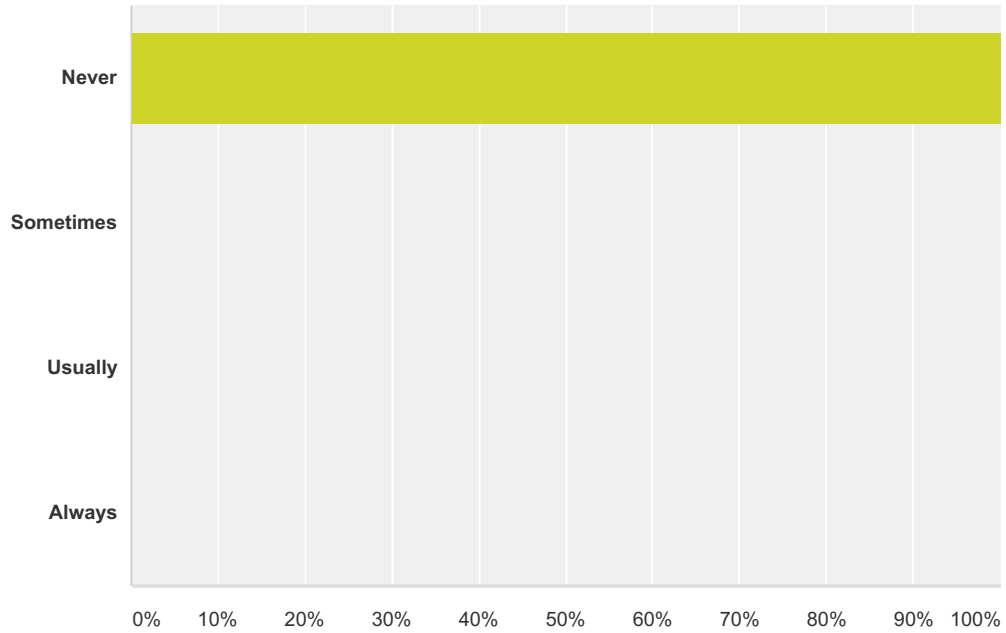
Answered: 9 Skipped: 2



Answer Choices	Responses
Yes	0.00% 0
No	100.00% 9
<b>Total</b>	<b>9</b>

**Q21 In the last 12 months, how often did your child's provider seem informed and up to date about the care your child received from developmental therapists or school-based special education teams?**

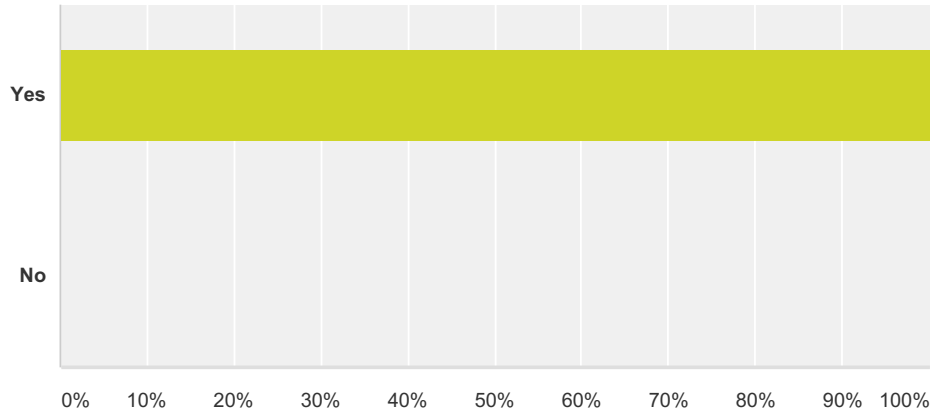
Answered: 2 Skipped: 9



Answer Choices	Responses
Never	100.00% 2
Sometimes	0.00% 0
Usually	0.00% 0
Always	0.00% 0
<b>Total</b>	<b>2</b>

**Q22 In the last 12 months, did your provider talk about your child's development and/or learning ability?**

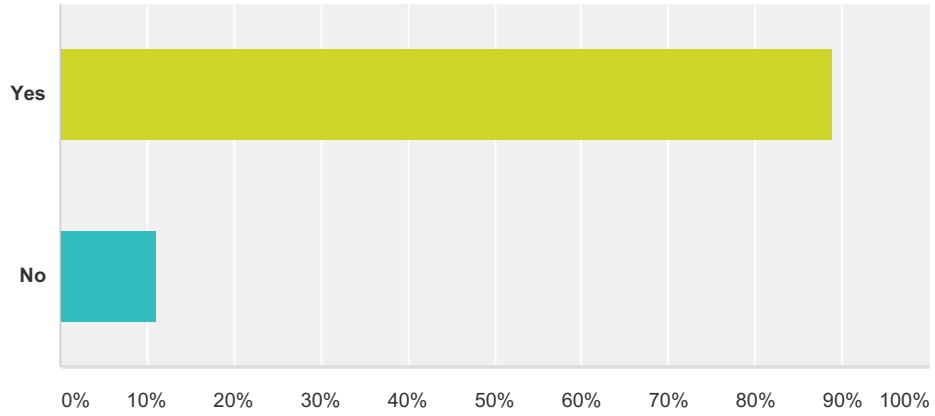
Answered: 9 Skipped: 2



Answer Choices	Responses
Yes	100.00% 9
No	0.00% 0
<b>Total</b>	<b>9</b>

**Q23 In the last 12 months, did your child's provider talk about normal behavior at your child's age, and ask about any emotional or mood problems?**

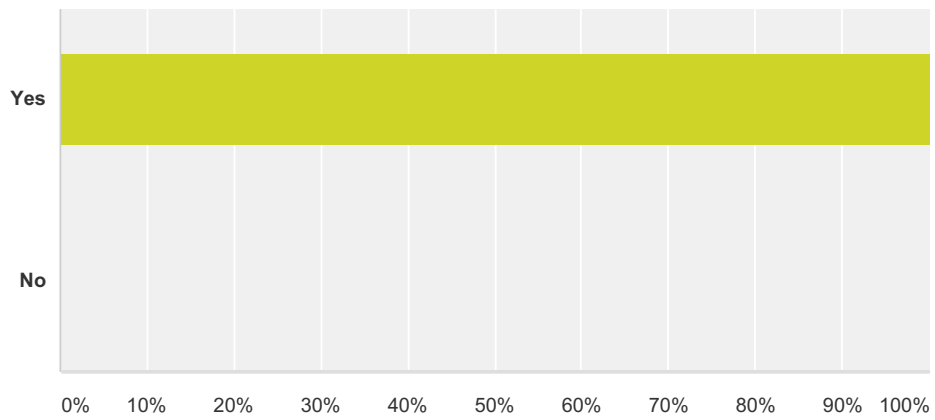
Answered: 9 Skipped: 2



Answer Choices	Responses
Yes	88.89% 8
No	11.11% 1
<b>Total</b>	<b>9</b>

### Q24 In the last 12 months, did your provider discuss your child's physical growth?

Answered: 9 Skipped: 2

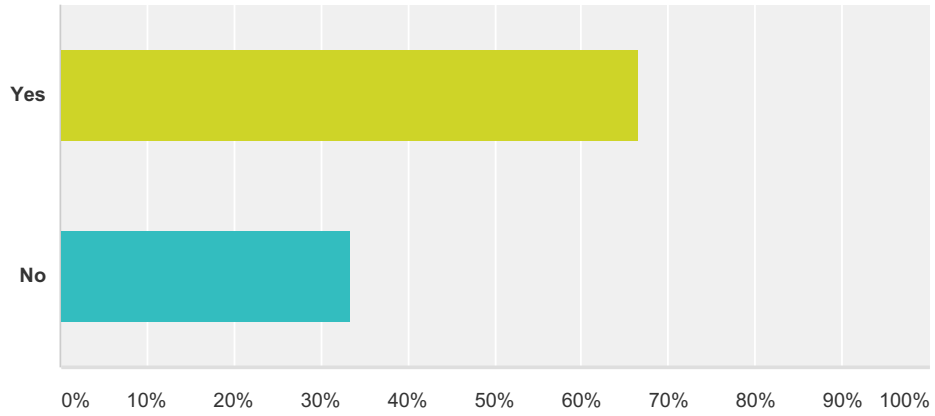


Answer Choices	Responses
Yes	100.00% 9
No	0.00% 0
<b>Total</b>	<b>9</b>



**Q25 In the last 12 months, did your child's provider talk about how to keep your child safe and prevent injury?**

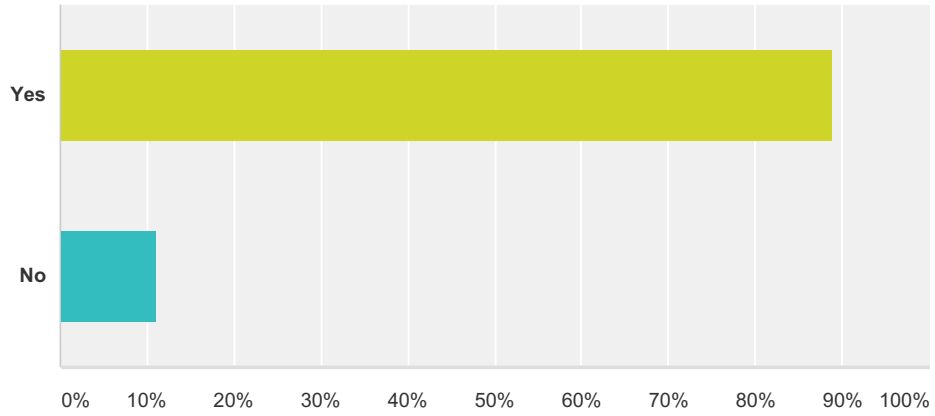
Answered: 9 Skipped: 2



Answer Choices	Responses	Count
Yes	66.67%	6
No	33.33%	3
<b>Total</b>		<b>9</b>

### Q26 In the last 12 months, did your child's provider talk about healthy lifestyle, exercise, and nutrition?

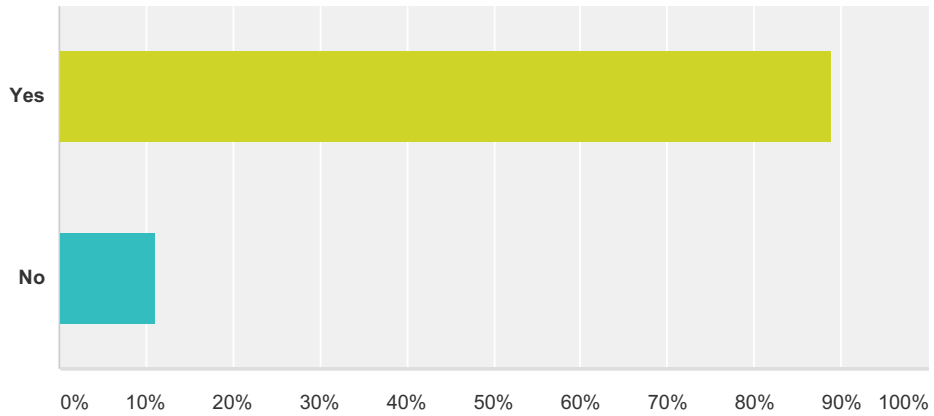
Answered: 9 Skipped: 2



Answer Choices	Responses
Yes	88.89% 8
No	11.11% 1
<b>Total</b>	<b>9</b>

**Q27 In the last 12 months, did your child's provider talk about how your child gets along socially with family members, peers, and others in the community?**

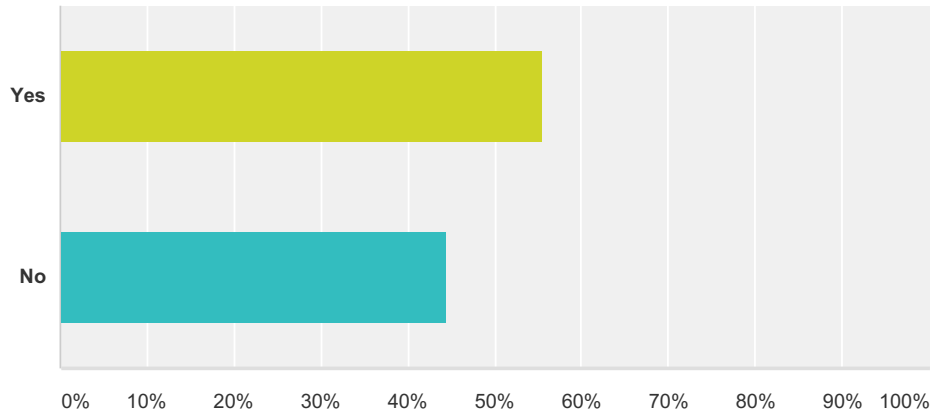
Answered: 9 Skipped: 2



Answer Choices	Responses
Yes	88.89% 8
No	11.11% 1
<b>Total</b>	<b>9</b>

**Q28 In the last 12 months, did your child's provider talk about how to effectively use and limit "screen time" including TV, computers, tablets, smart phones, and social media?**

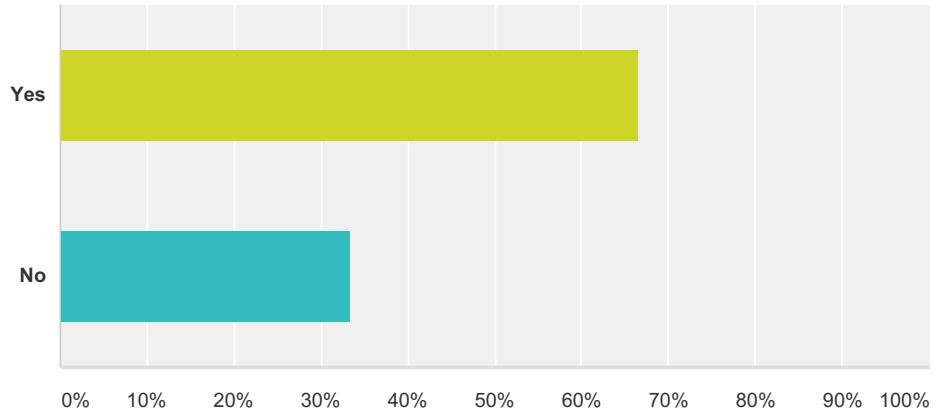
Answered: 9 Skipped: 2



Answer Choices	Responses
Yes	55.56% 5
No	44.44% 4
<b>Total</b>	<b>9</b>

### Q29 In the last 12 months, did your child's provider talk about specific goals for your child's health?

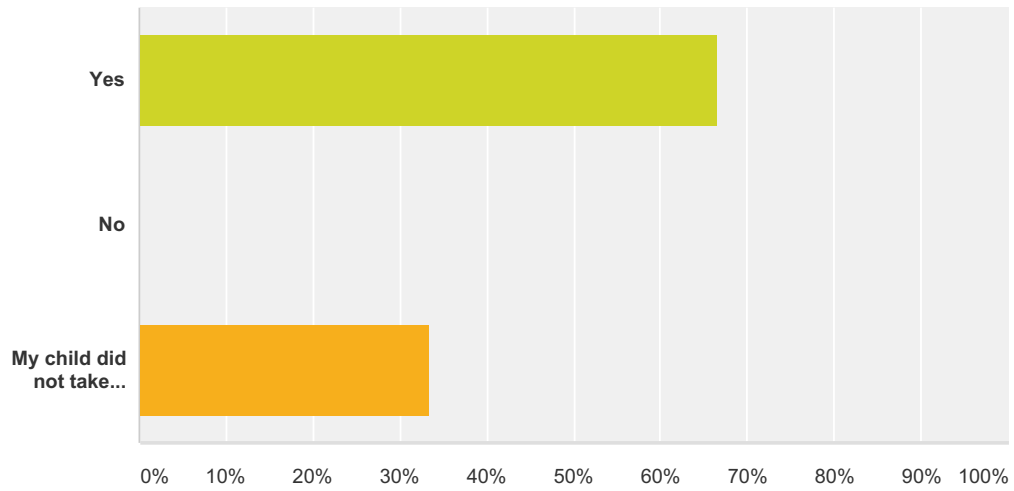
Answered: 9 Skipped: 2



Answer Choices	Responses
Yes	66.67% 6
No	33.33% 3
<b>Total</b>	<b>9</b>

### Q30 In the last 12 months, did your child's provider talk about medicines and supplements your child is taking?

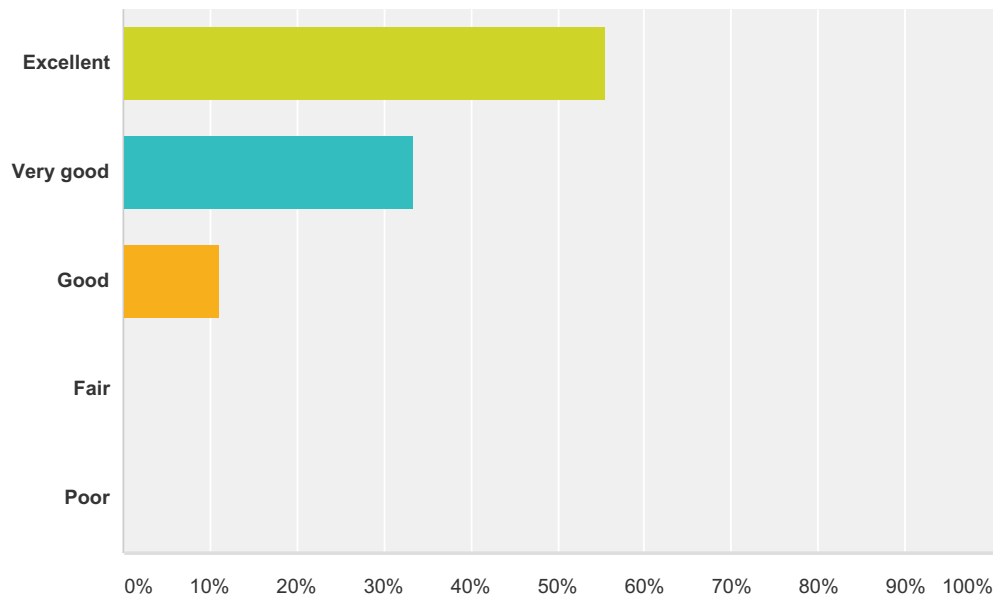
Answered: 9 Skipped: 2



Answer Choices	Responses
Yes	66.67% 6
No	0.00% 0
My child did not take medicines or supplements in the last 12 months	33.33% 3
<b>Total</b>	<b>9</b>

### Q31 In general, how would you rate your child's overall health?

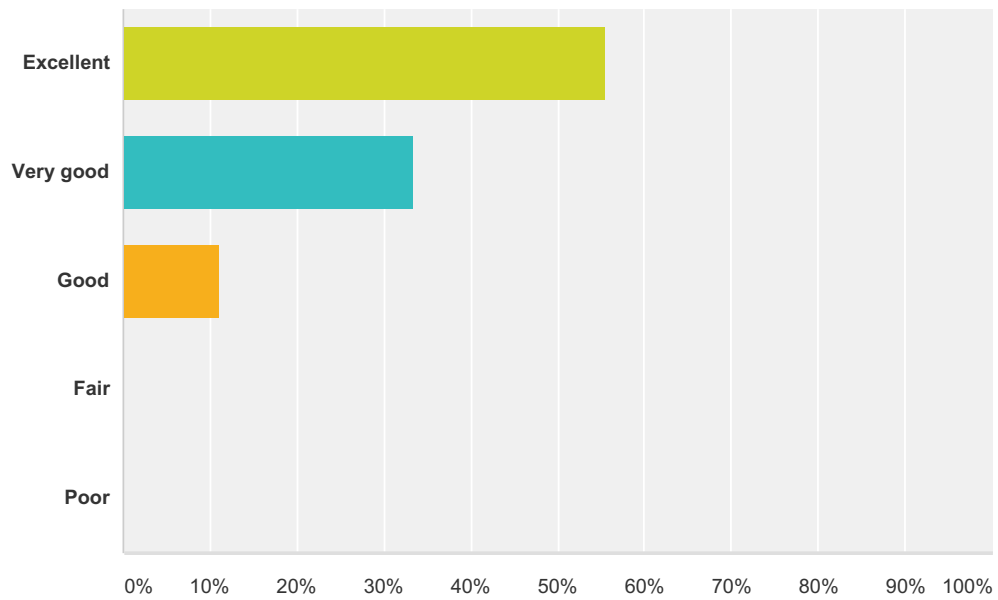
Answered: 9 Skipped: 2



Answer Choices	Responses
Excellent	55.56% 5
Very good	33.33% 3
Good	11.11% 1
Fair	0.00% 0
Poor	0.00% 0
<b>Total</b>	<b>9</b>

### Q32 In general, how would you rate your child's overall mental or emotional health?

Answered: 9 Skipped: 2

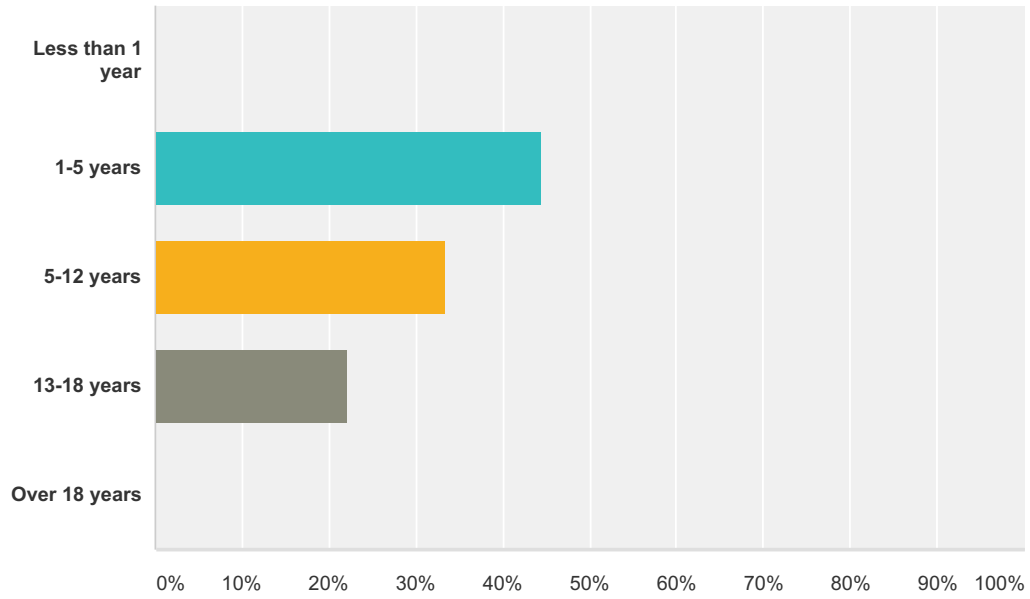


Answer Choices	Responses
Excellent	55.56% 5
Very good	33.33% 3
Good	11.11% 1
Fair	0.00% 0
Poor	0.00% 0
<b>Total</b>	<b>9</b>



### Q33 What is your child's age?

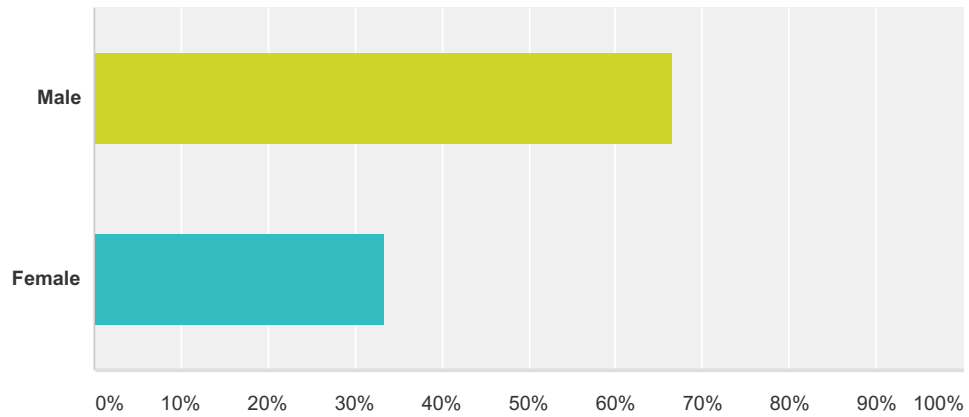
Answered: 9 Skipped: 2



Answer Choices	Responses
Less than 1 year	0.00% 0
1-5 years	44.44% 4
5-12 years	33.33% 3
13-18 years	22.22% 2
Over 18 years	0.00% 0
<b>Total</b>	<b>9</b>

### Q34 Is your child male or female?

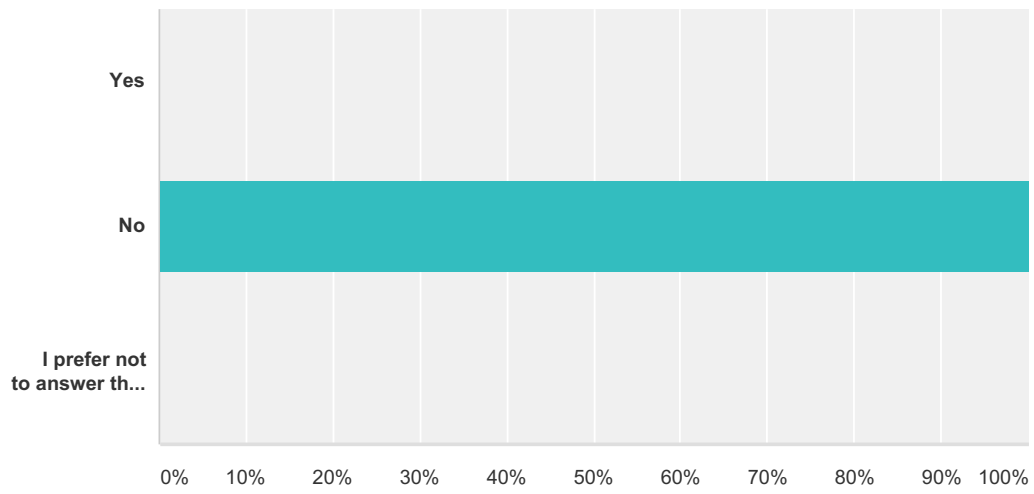
Answered: 9 Skipped: 2



Answer Choices	Responses	
Male	66.67%	6
Female	33.33%	3
<b>Total</b>		<b>9</b>

### Q35 Is your child of Hispanic or Latino origin or descent?

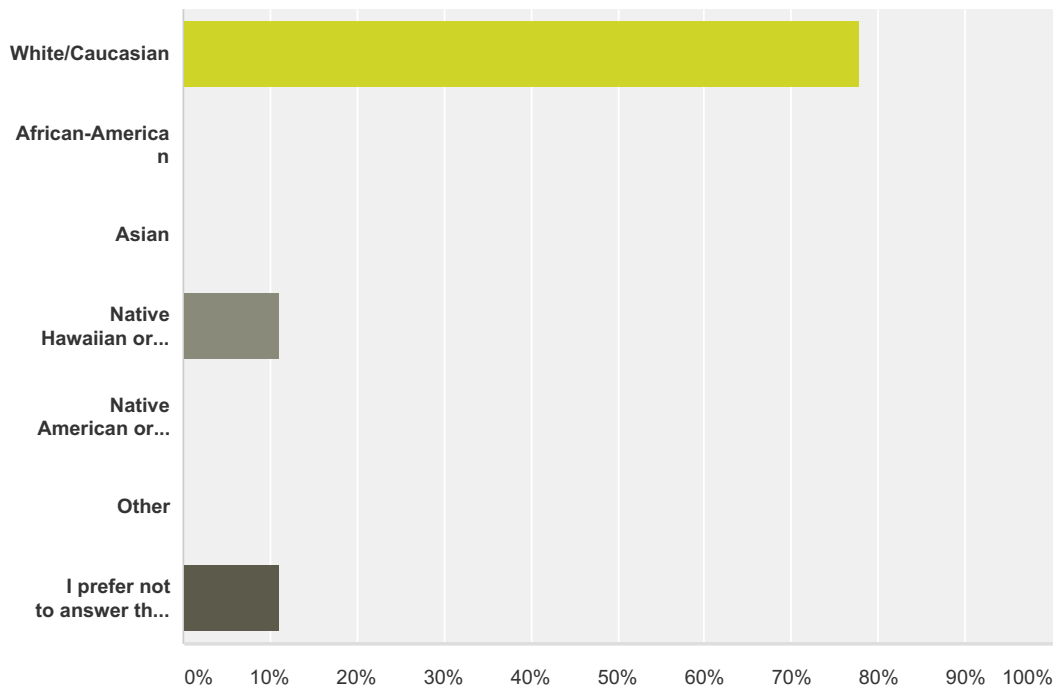
Answered: 9 Skipped: 2



Answer Choices	Responses
Yes	0.00% 0
No	100.00% 9
I prefer not to answer this question	0.00% 0
<b>Total</b>	<b>9</b>

### Q36 What is your child's race? Mark one or more.

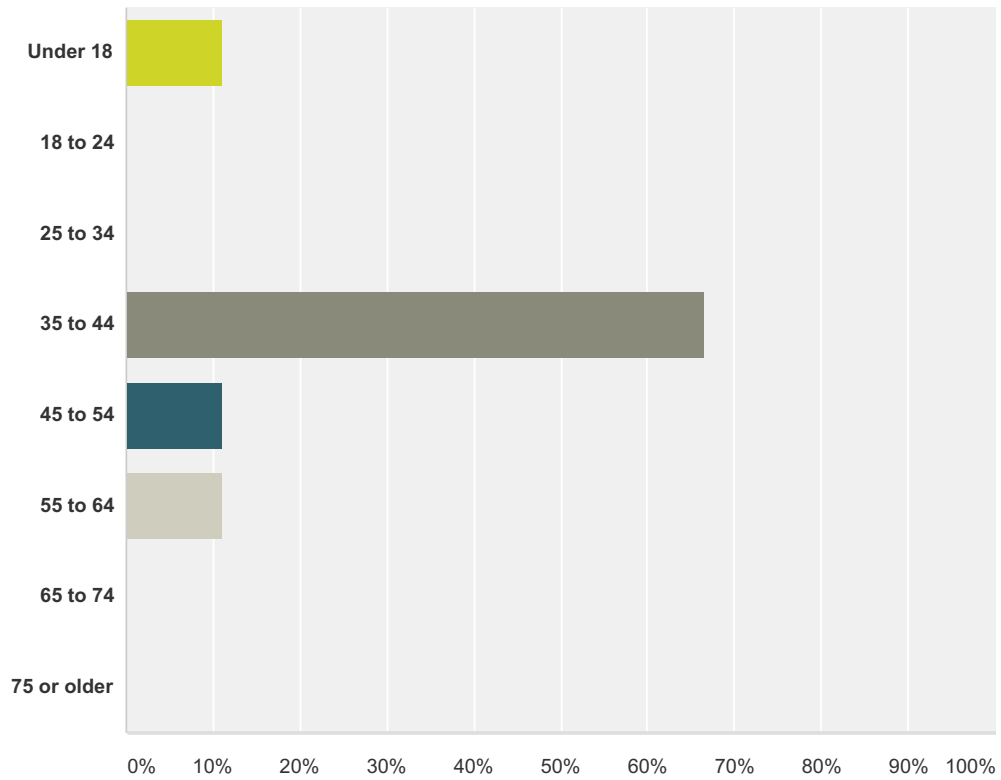
Answered: 9 Skipped: 2



Answer Choices	Responses
White/Caucasian	77.78% 7
African-American	0.00% 0
Asian	0.00% 0
Native Hawaiian or Pacific Islander	11.11% 1
Native American or Alaska Native	0.00% 0
Other	0.00% 0
I prefer not to answer this question	11.11% 1
<b>Total</b>	<b>9</b>

### Q37 What is your age?

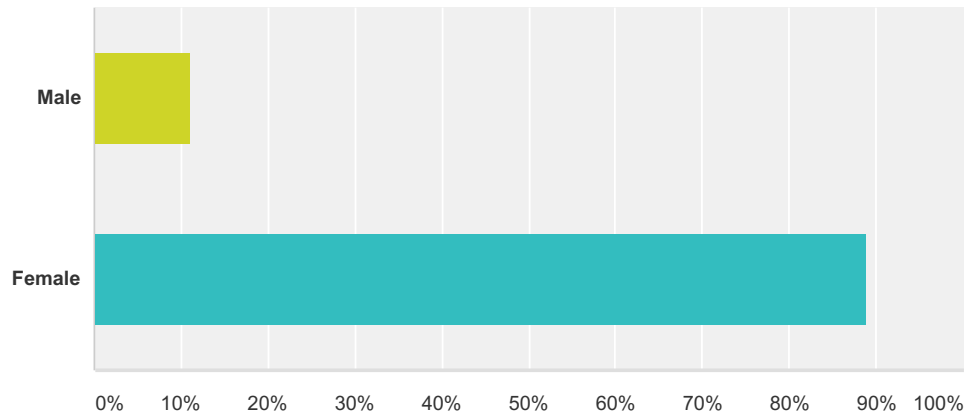
Answered: 9 Skipped: 2



Answer Choices	Responses
Under 18	11.11% 1
18 to 24	0.00% 0
25 to 34	0.00% 0
35 to 44	66.67% 6
45 to 54	11.11% 1
55 to 64	11.11% 1
65 to 74	0.00% 0
75 or older	0.00% 0
<b>Total</b>	<b>9</b>

### Q38 Are you male or female?

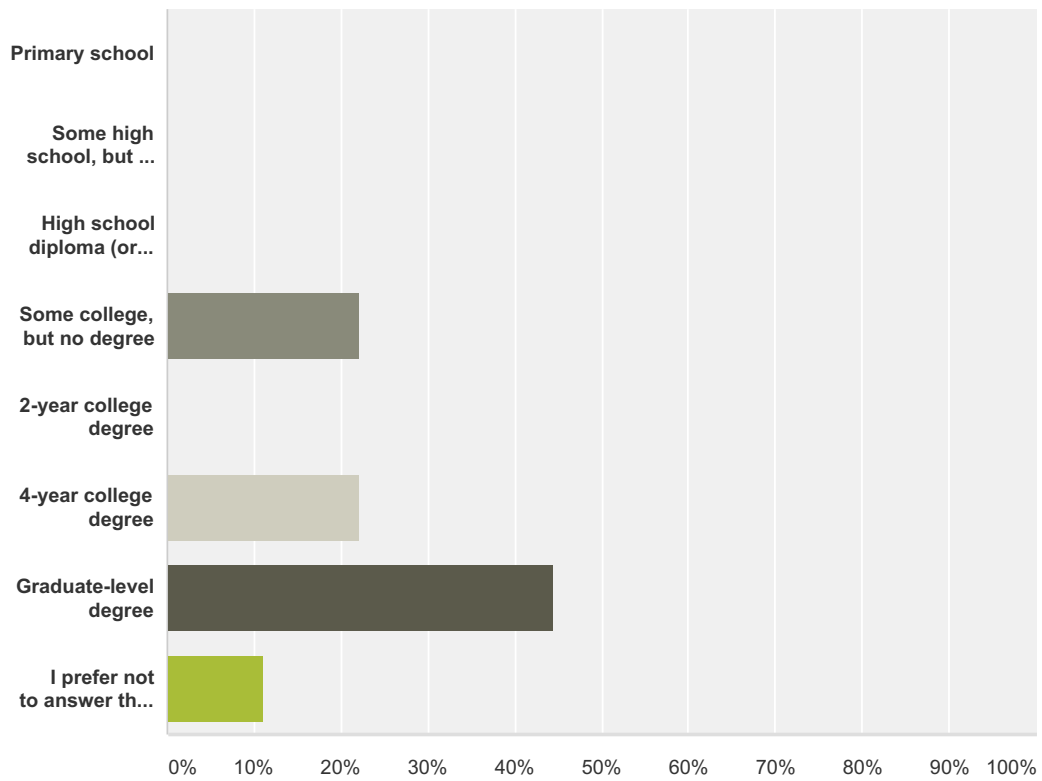
Answered: 9 Skipped: 2



Answer Choices	Responses
Male	11.11% 1
Female	88.89% 8
<b>Total</b>	<b>9</b>

### Q39 What is the highest level of school that you have completed?

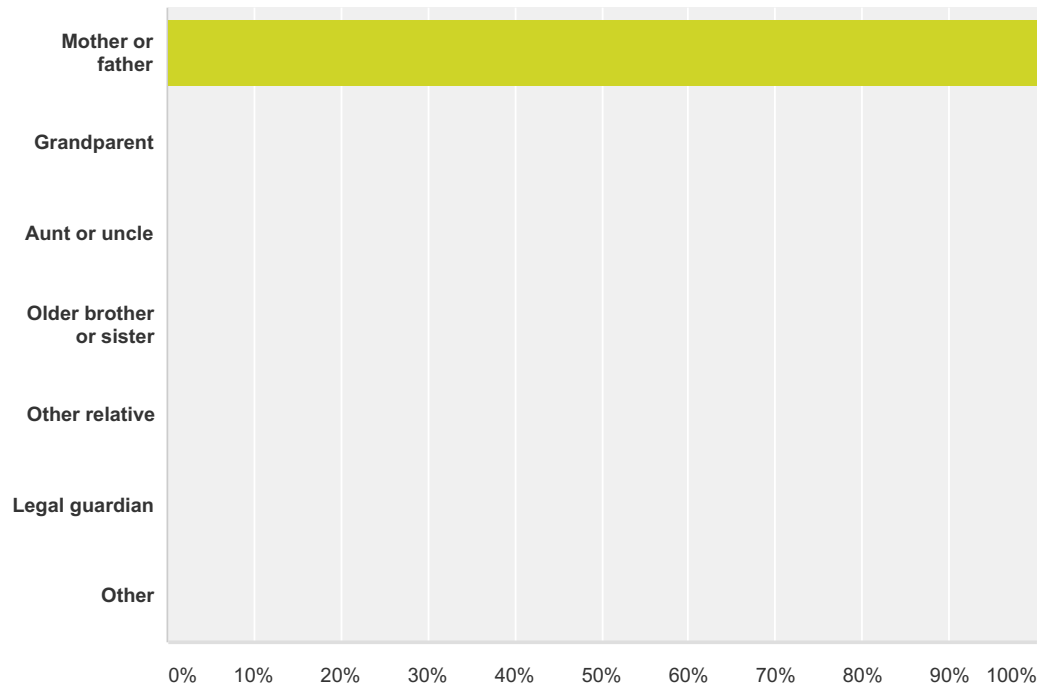
Answered: 9 Skipped: 2



Answer Choices	Responses
Primary school	0.00% 0
Some high school, but no diploma	0.00% 0
High school diploma (or GED)	0.00% 0
Some college, but no degree	22.22% 2
2-year college degree	0.00% 0
4-year college degree	22.22% 2
Graduate-level degree	44.44% 4
I prefer not to answer this question	11.11% 1
<b>Total</b>	<b>9</b>

### Q40 How are you related to the child?

Answered: 9 Skipped: 2



Answer Choices	Responses
Mother or father	100.00% 9
Grandparent	0.00% 0
Aunt or uncle	0.00% 0
Older brother or sister	0.00% 0
Other relative	0.00% 0
Legal guardian	0.00% 0
Other	0.00% 0
<b>Total</b>	<b>9</b>