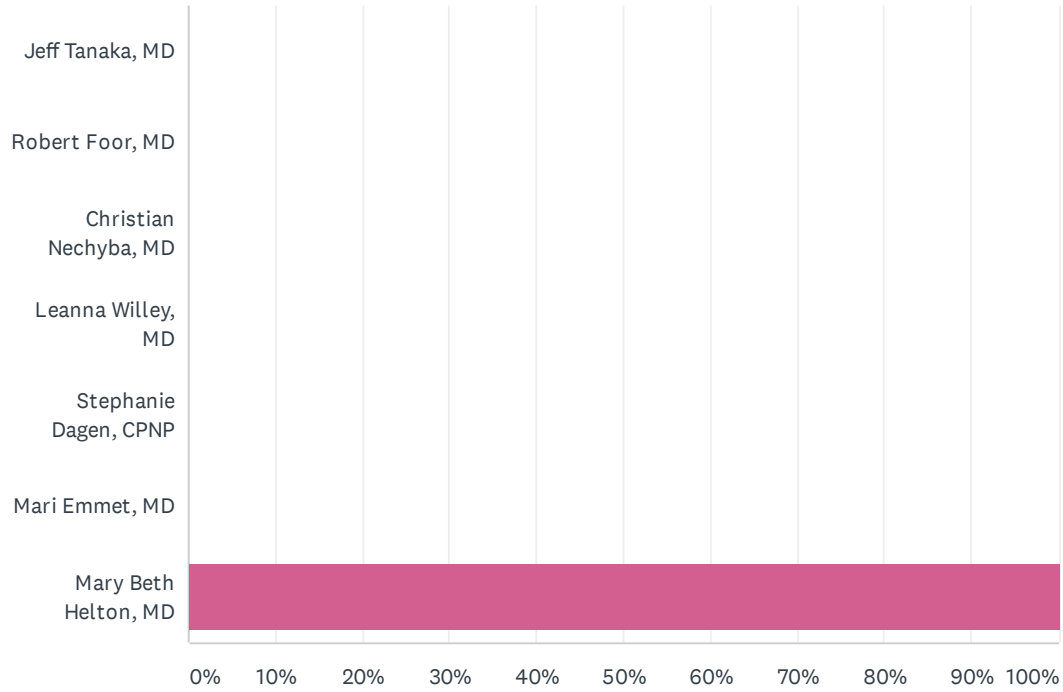


Q1 Who primarily takes care of your child at Carolina Kids?

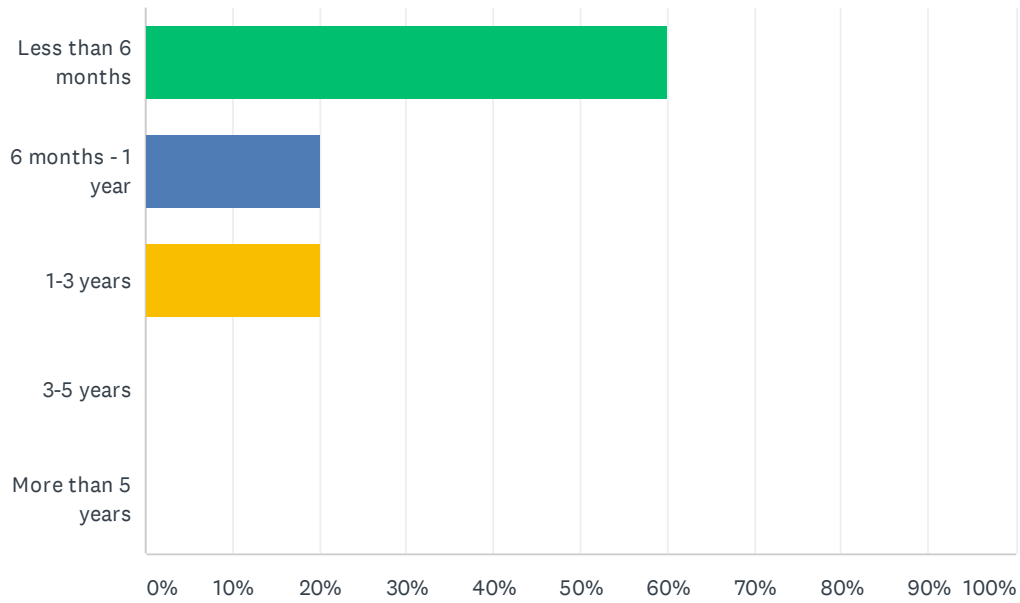
Answered: 5 Skipped: 0



ANSWER CHOICES	RESPONSES
Jeff Tanaka, MD	0.00% 0
Robert Foor, MD	0.00% 0
Christian Nechyba, MD	0.00% 0
Leanna Willey, MD	0.00% 0
Stephanie Dagen, CPNP	0.00% 0
Mari Emmet, MD	0.00% 0
Mary Beth Helton, MD	100.00% 5
TOTAL	5

Q2 How long has your child been a patient at Carolina Kids Pediatrics?

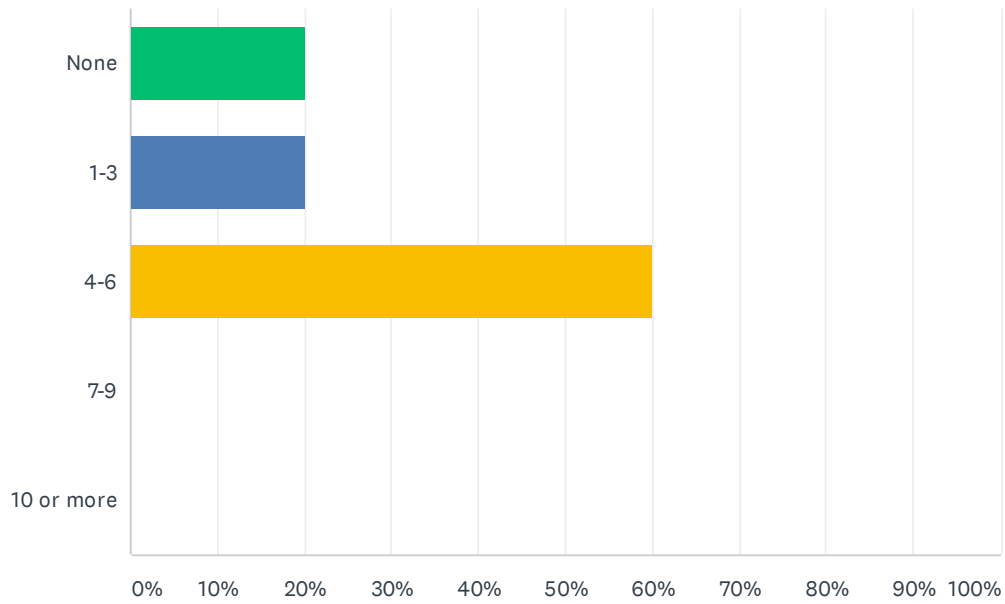
Answered: 5 Skipped: 0



ANSWER CHOICES	RESPONSES	
Less than 6 months	60.00%	3
6 months - 1 year	20.00%	1
1-3 years	20.00%	1
3-5 years	0.00%	0
More than 5 years	0.00%	0
TOTAL		5

Q3 In the last 12 months, how many times did you visit your child's healthcare provider?

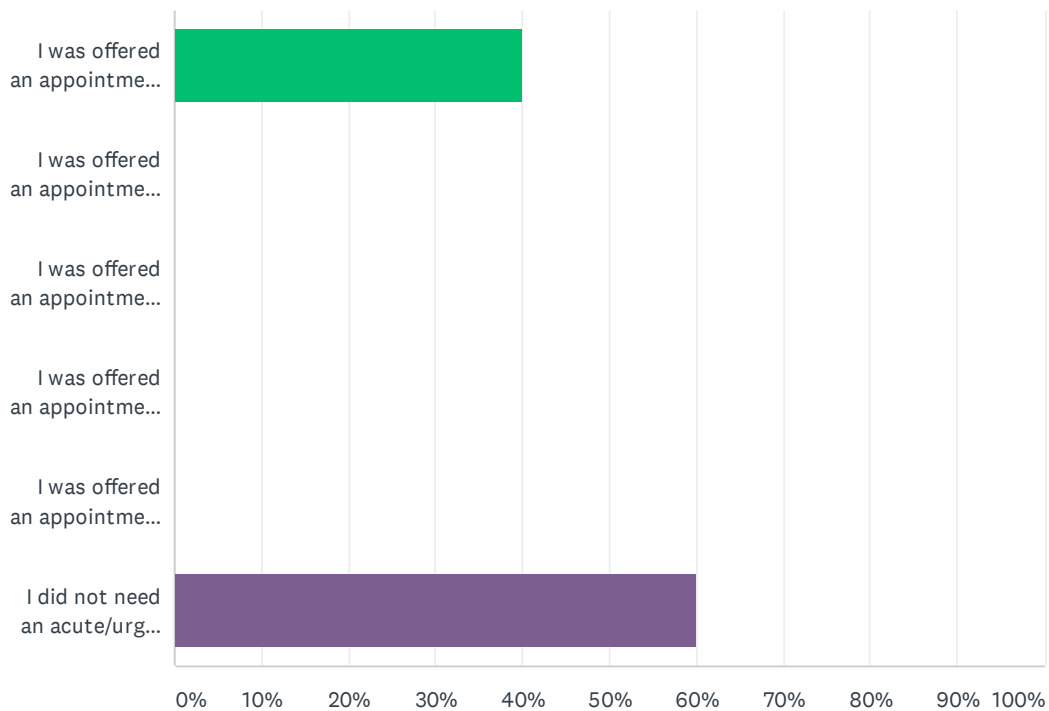
Answered: 5 Skipped: 0



ANSWER CHOICES	RESPONSES	
None	20.00%	1
1-3	20.00%	1
4-6	60.00%	3
7-9	0.00%	0
10 or more	0.00%	0
TOTAL		5

Q4 In the last 12 months, how many days did you usually have to wait for an appointment when your child needed care right away (a visit for an illness or acute problem)?

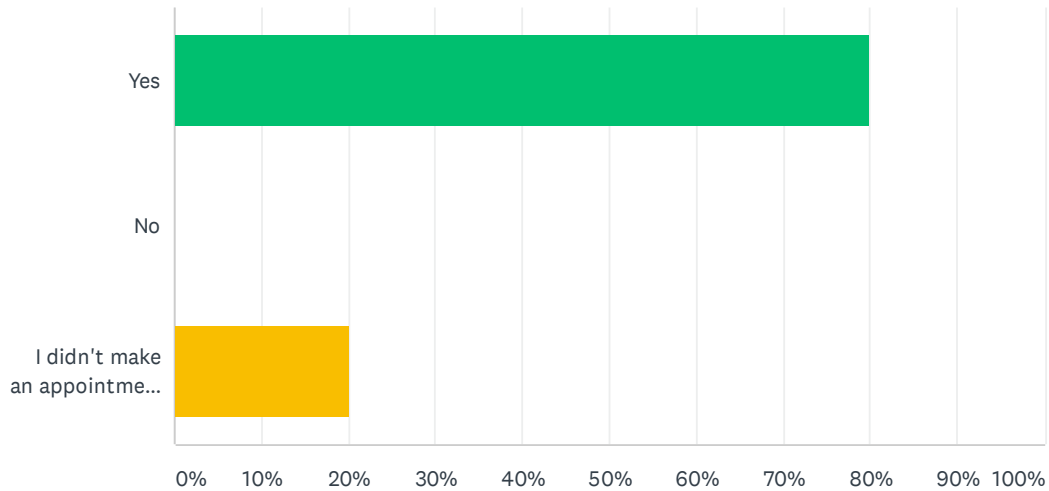
Answered: 5 Skipped: 0



ANSWER CHOICES	RESPONSES	
I was offered an appointment on the same day.	40.00%	2
I was offered an appointment the next day.	0.00%	0
I was offered an appointment within 2-3 days.	0.00%	0
I was offered an appointment within 4-7 days.	0.00%	0
I was offered an appointment more than 7 days in the future.	0.00%	0
I did not need an acute/urgent care visit within the last 12 months.	60.00%	3
TOTAL		5

Q5 In the last 12 months, when you made an appointment for a check-up or routine physical for your child, did you make it with your child's primary care provider?

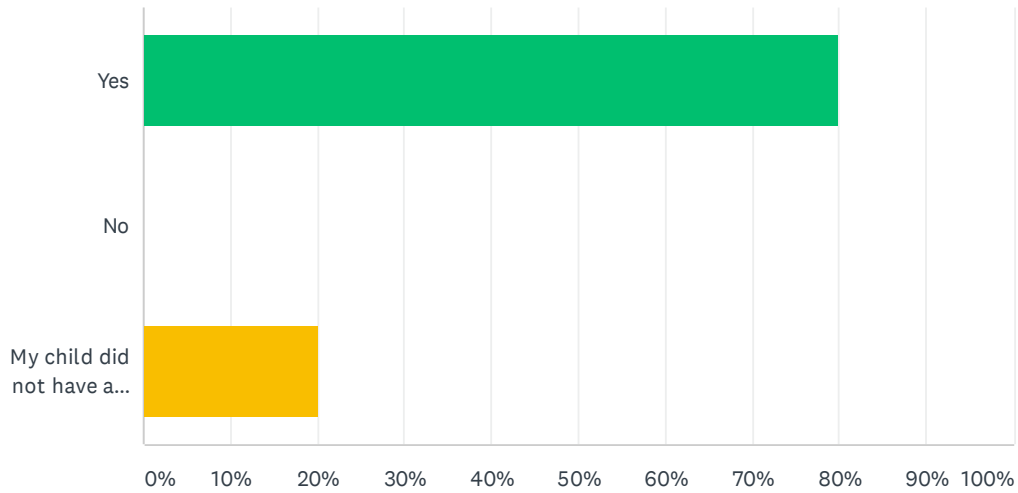
Answered: 5 Skipped: 0



ANSWER CHOICES	RESPONSES	
Yes	80.00%	4
No	0.00%	0
I didn't make an appointment for a checkup or routine physical in the last 12 months.	20.00%	1
TOTAL		5

Q6 If your child had an appointment for a checkup or routine physical in the last 12 months, were you offered an appointment with your primary care provider within the time frame yor child needed?

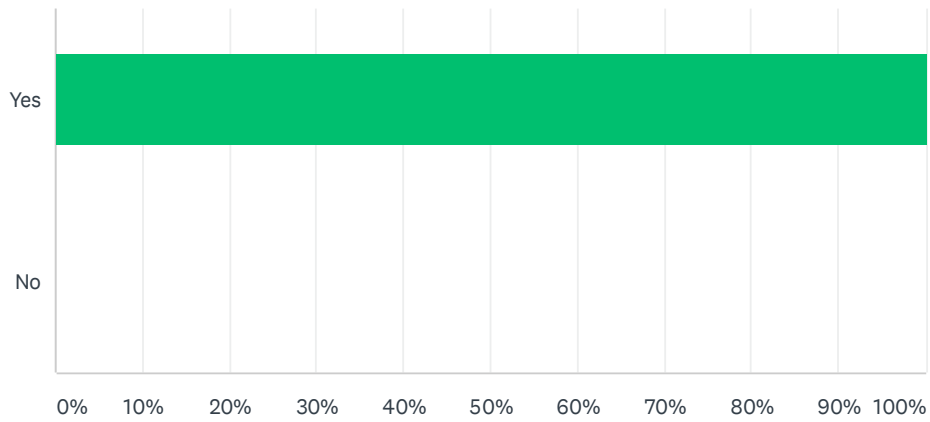
Answered: 5 Skipped: 0



ANSWER CHOICES	RESPONSES	
Yes	80.00%	4
No	0.00%	0
My child did not have a checkup or routine physical in the last 12 months	20.00%	1
TOTAL		5

Q7 Have you been provided with information on how to get in touch with us after hours and on weekends and holidays?

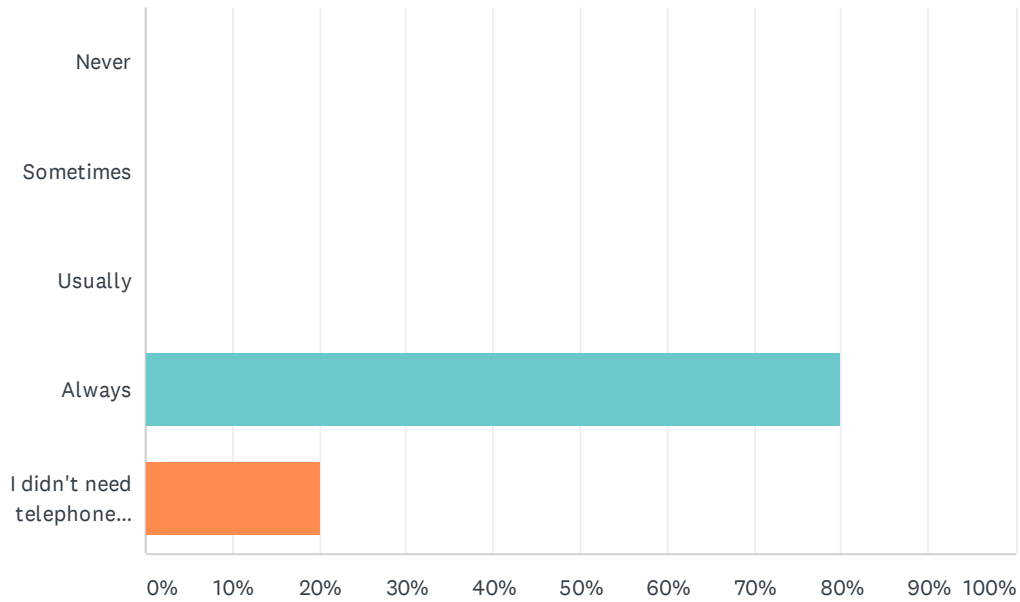
Answered: 5 Skipped: 0



ANSWER CHOICES	RESPONSES	
Yes	100.00%	5
No	0.00%	0
TOTAL		5

Q8 In the last 12 months, when you phoned Carolina Kids Pediatrics during regular office hours, how often did you get an answer to your question the same day?

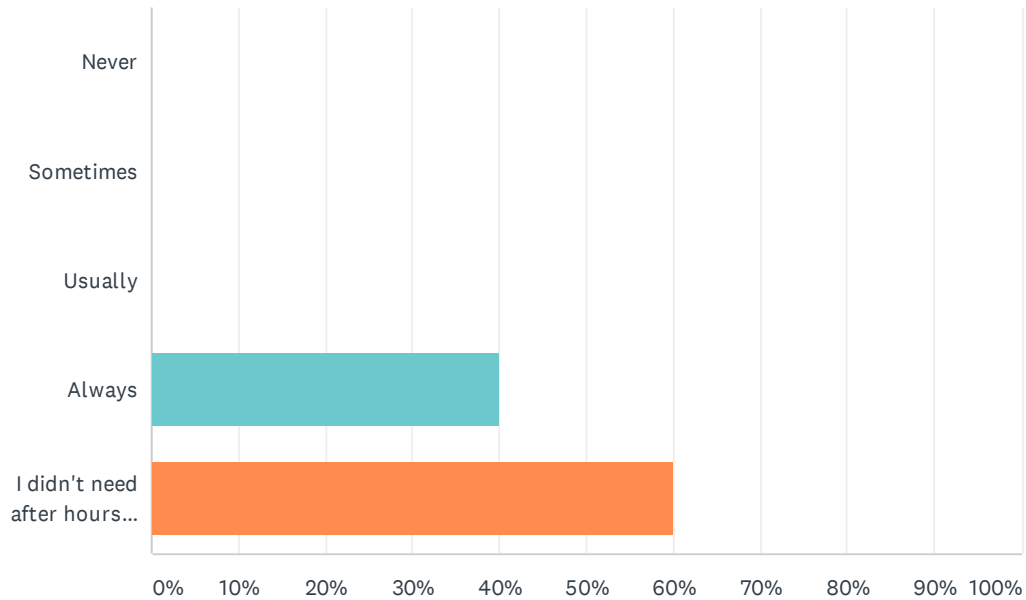
Answered: 5 Skipped: 0



ANSWER CHOICES	RESPONSES
Never	0.00% 0
Sometimes	0.00% 0
Usually	0.00% 0
Always	80.00% 4
I didn't need telephone advice in the last 12 months	20.00% 1
TOTAL	5

Q9 In the last 12 months, when you phoned Carolina Kids Pediatrics after regular office hours, how often did you get an answer to your question as soon as you needed?

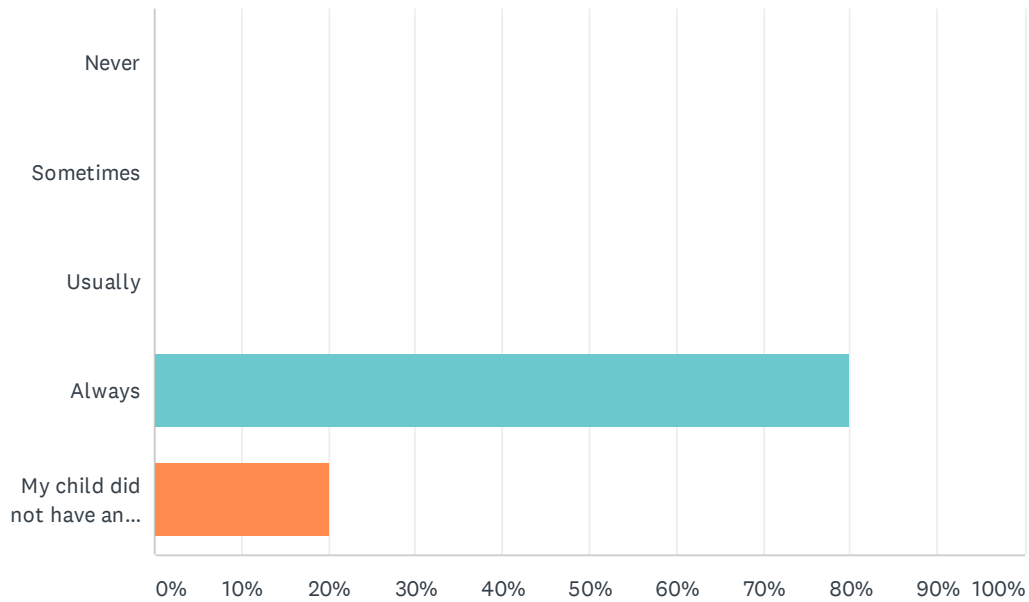
Answered: 5 Skipped: 0



ANSWER CHOICES	RESPONSES	
Never	0.00%	0
Sometimes	0.00%	0
Usually	0.00%	0
Always	40.00%	2
I didn't need after hours telephone advice in the last 12 months	60.00%	3
TOTAL		5

Q10 In the last 12 months, how often did your child see your provider within 30 minutes of his or her appointment time?

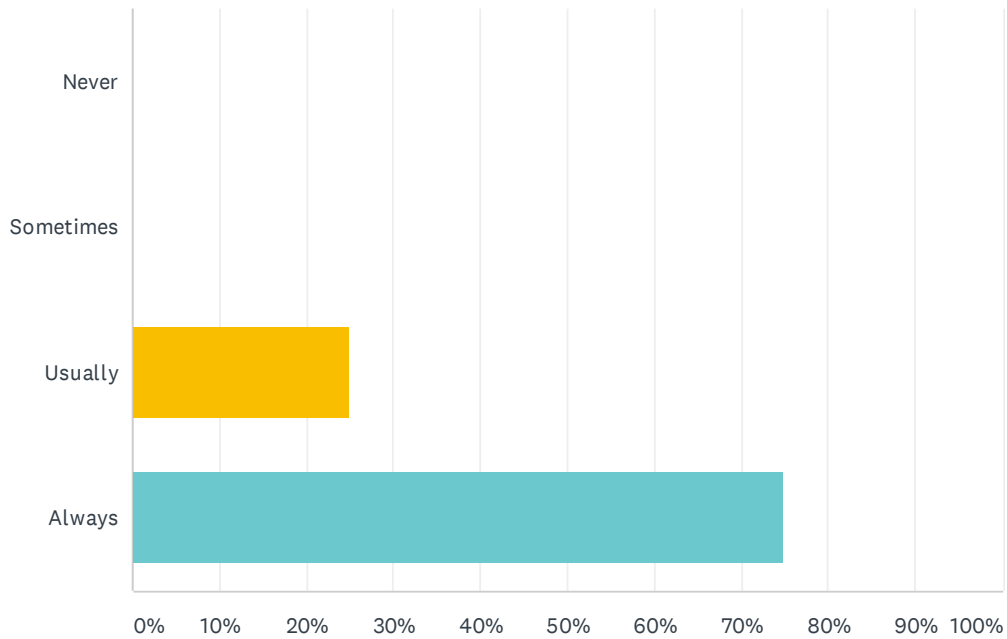
Answered: 5 Skipped: 0



ANSWER CHOICES	RESPONSES	
Never	0.00%	0
Sometimes	0.00%	0
Usually	0.00%	0
Always	80.00%	4
My child did not have an appointment in the last 12 months	20.00%	1
TOTAL		5

Q11 In the last 12 months, how often did your child's provider explain things about your child's health in a way that was easy to understand?

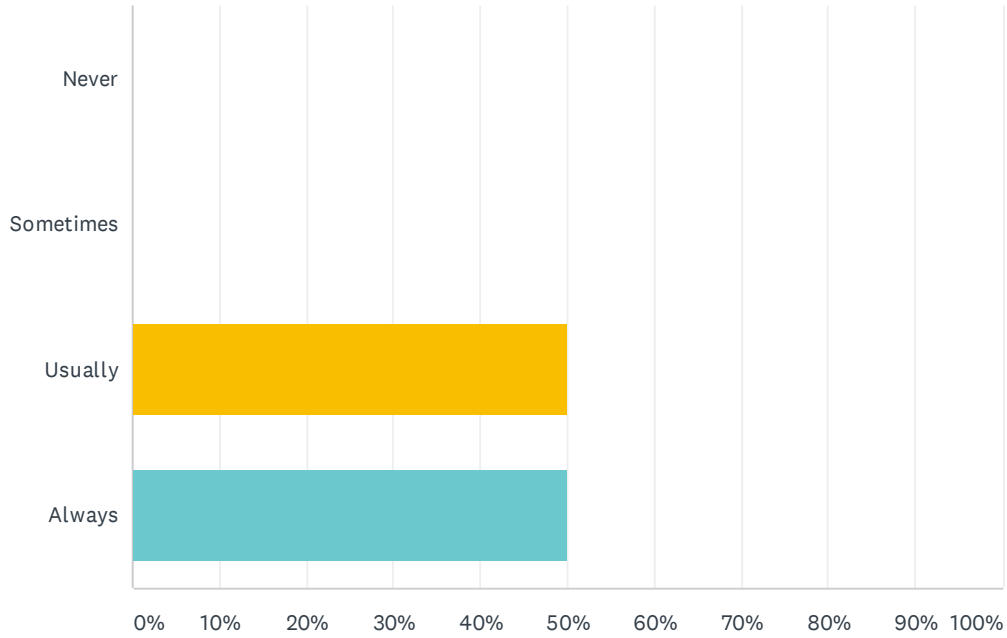
Answered: 4 Skipped: 1



ANSWER CHOICES	RESPONSES
Never	0.00% 0
Sometimes	0.00% 0
Usually	25.00% 1
Always	75.00% 3
TOTAL	4

Q12 In the last 12 months, how often did your provider give you easy to understand information about your health questions or concerns?

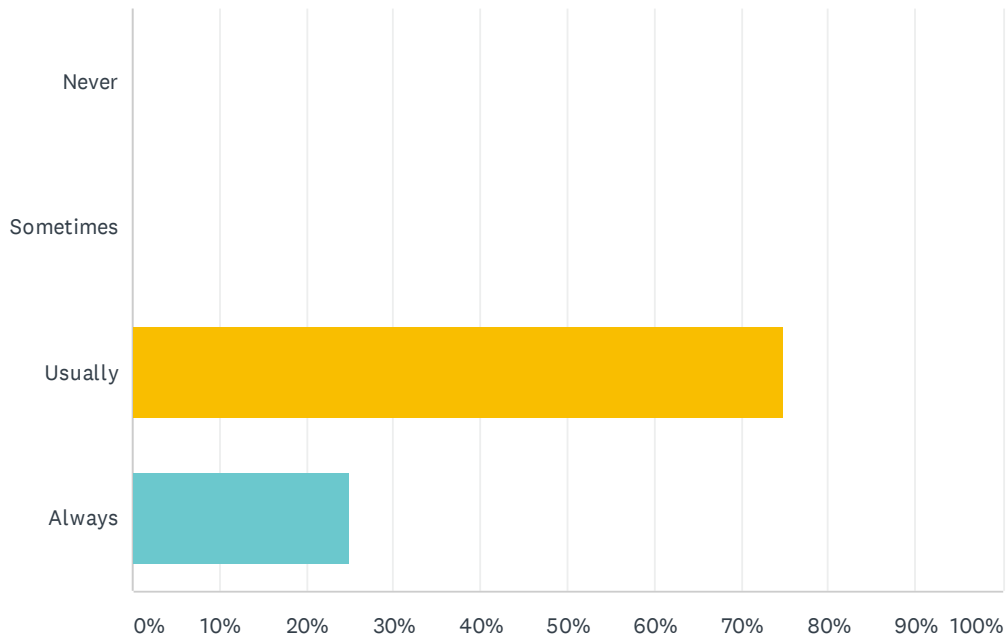
Answered: 4 Skipped: 1



ANSWER CHOICES	RESPONSES
Never	0.00% 0
Sometimes	0.00% 0
Usually	50.00% 2
Always	50.00% 2
TOTAL	4

Q13 In the last 12 months, how often did your provider seem to know the important information about your child's medical history?

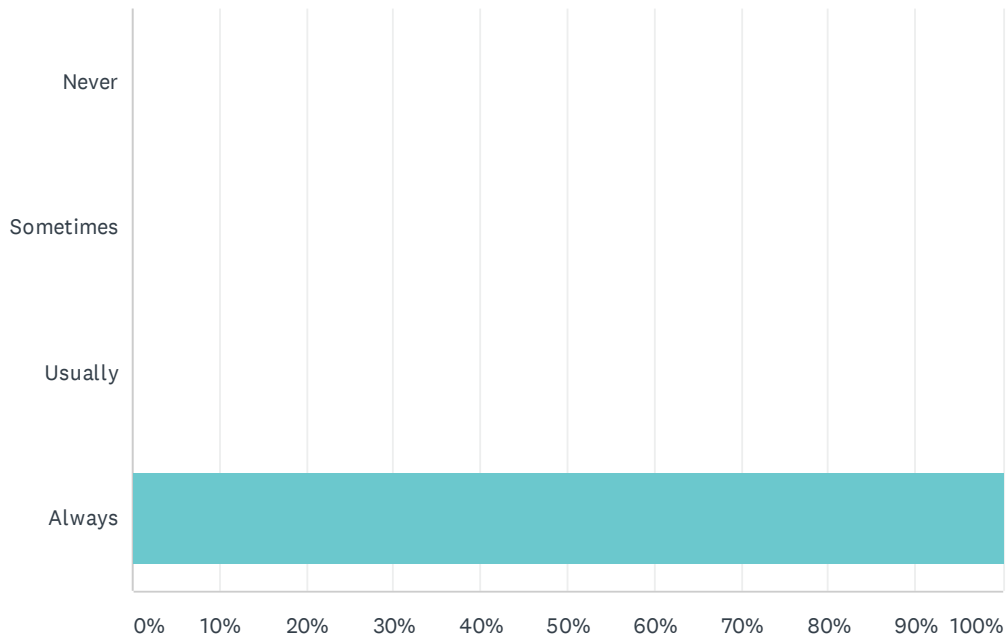
Answered: 4 Skipped: 1



ANSWER CHOICES	RESPONSES
Never	0.00% 0
Sometimes	0.00% 0
Usually	75.00% 3
Always	25.00% 1
TOTAL	4

Q14 In the last 12 months, how often did this provider show respect for what you had to say?

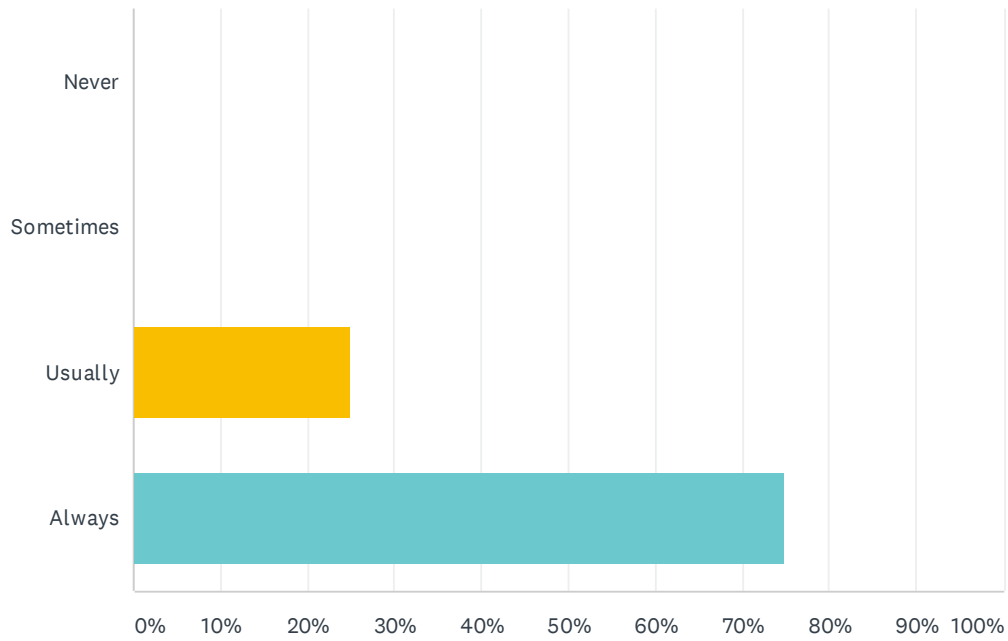
Answered: 4 Skipped: 1



ANSWER CHOICES	RESPONSES
Never	0.00% 0
Sometimes	0.00% 0
Usually	0.00% 0
Always	100.00% 4
TOTAL	4

Q15 In the last 12 months, how often did this provider spend enough time with your child?

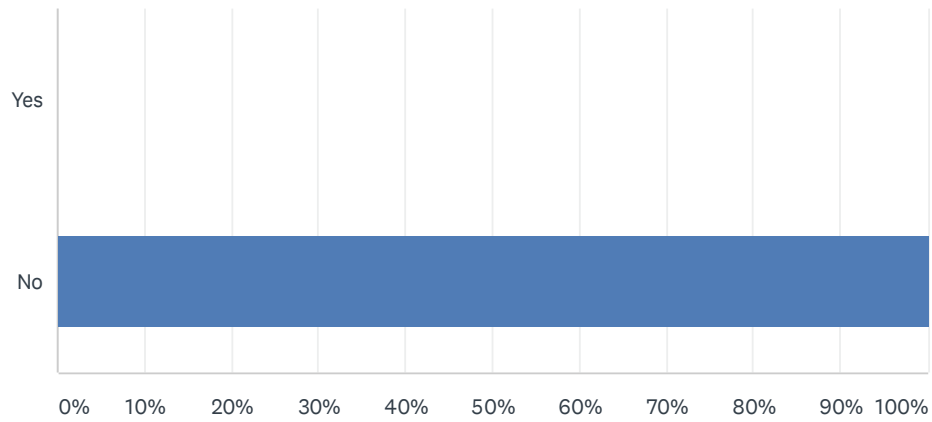
Answered: 4 Skipped: 1



ANSWER CHOICES	RESPONSES
Never	0.00% 0
Sometimes	0.00% 0
Usually	25.00% 1
Always	75.00% 3
TOTAL	4

Q16 In the last 12 months, did your child's provider order a diagnostic test (lab test, radiology test, etc.)?

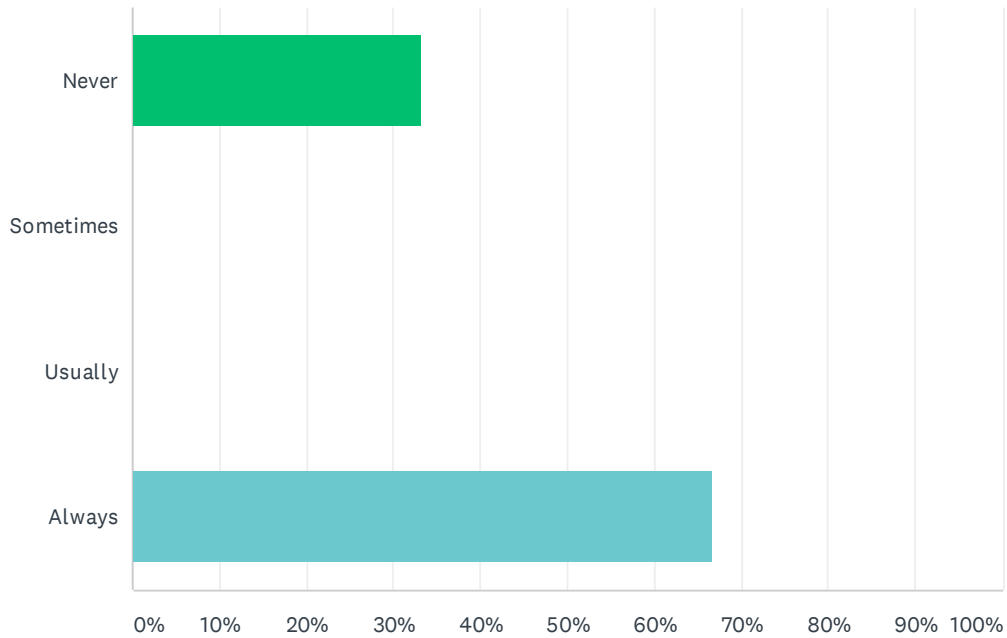
Answered: 4 Skipped: 1



ANSWER CHOICES	RESPONSES	
Yes	0.00%	0
No	100.00%	4
TOTAL		4

Q17 In the last 12 months, when your child's provider ordered a diagnostic test, how often did someone from Carolina Kids follow up with you on test results?

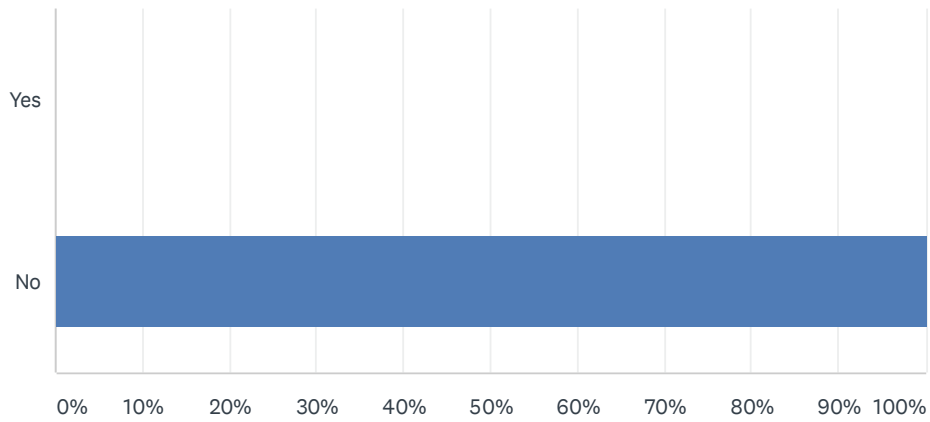
Answered: 3 Skipped: 2



ANSWER CHOICES	RESPONSES
Never	33.33% 1
Sometimes	0.00% 0
Usually	0.00% 0
Always	66.67% 2
TOTAL	3

Q18 In the last 12 months, did your child receive care from a medical specialist?

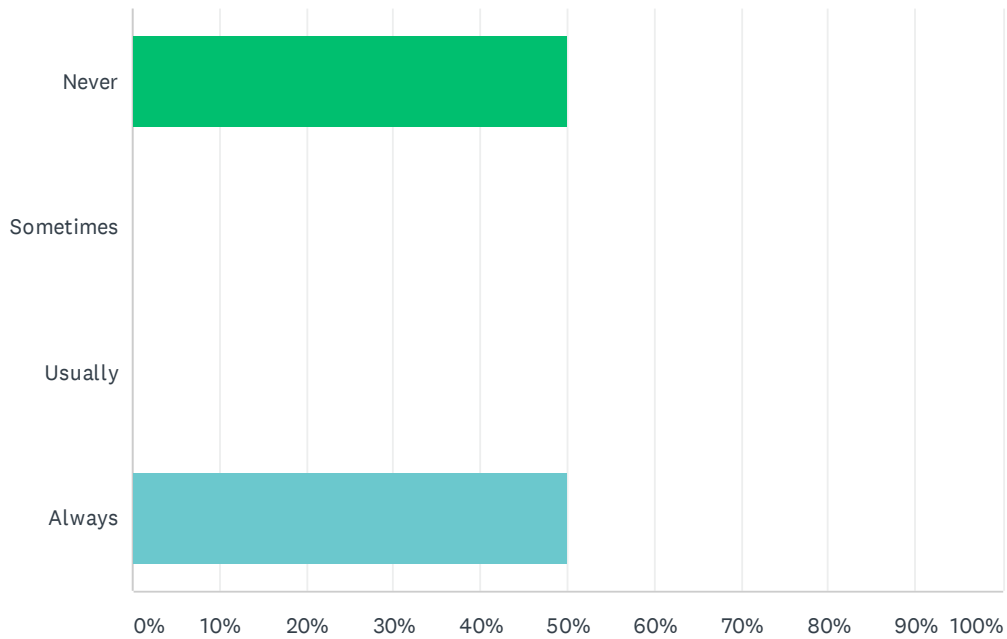
Answered: 3 Skipped: 2



ANSWER CHOICES	RESPONSES	
Yes	0.00%	0
No	100.00%	3
TOTAL		3

Q19 In the last 12 months, how often did your provider seem informed and up to date about the care your child got from specialists?

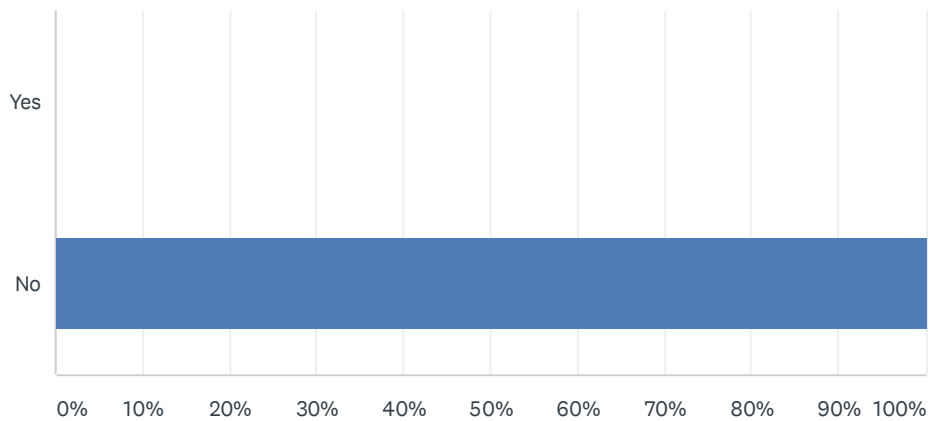
Answered: 2 Skipped: 3



ANSWER CHOICES	RESPONSES
Never	50.00% 1
Sometimes	0.00% 0
Usually	0.00% 0
Always	50.00% 1
TOTAL	2

Q20 During the last 12 months, did your child receive help from developmental therapists (including speech, occupational, or speech therapists), or from school-based special education teams?

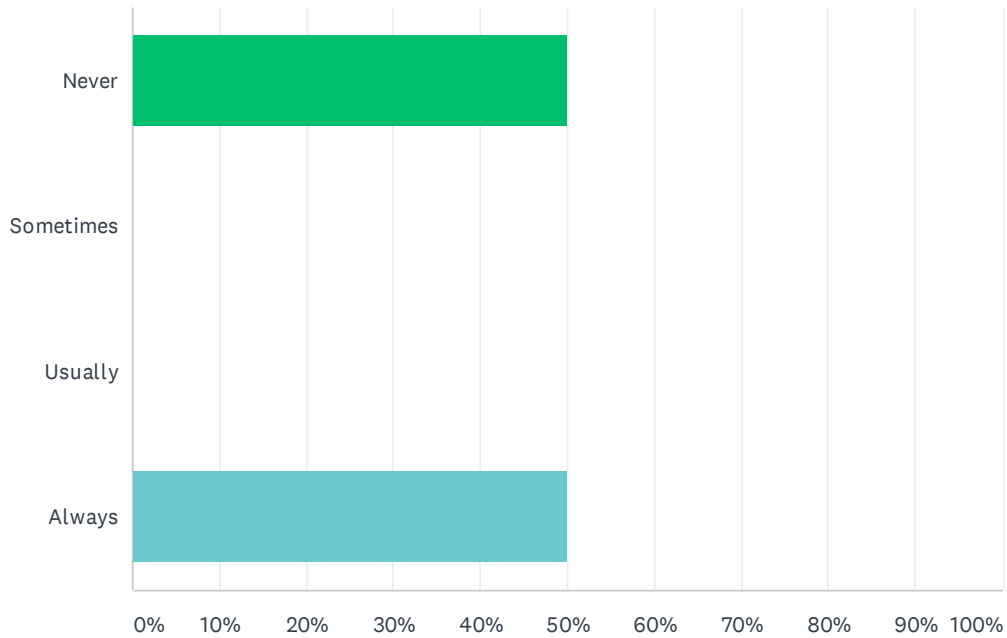
Answered: 3 Skipped: 2



ANSWER CHOICES	RESPONSES	
Yes	0.00%	0
No	100.00%	3
TOTAL		3

Q21 In the last 12 months, how often did your child's provider seem informed and up to date about the care your child received from developmental therapists or school-based special education teams?

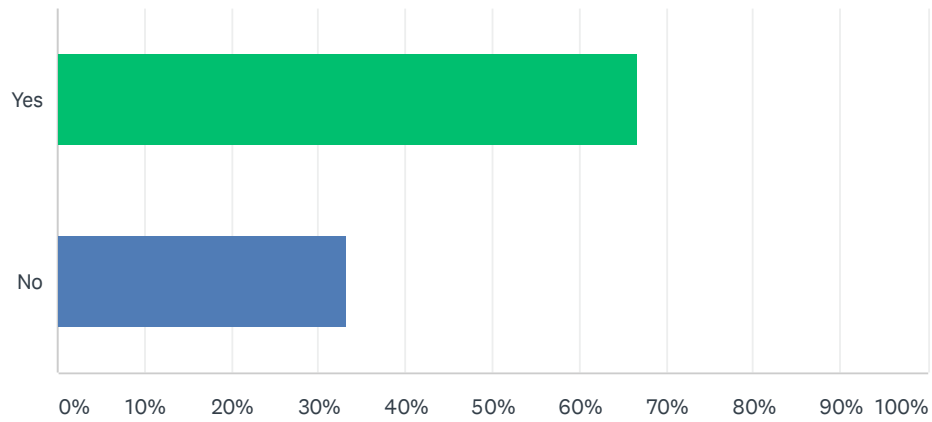
Answered: 2 Skipped: 3



ANSWER CHOICES	RESPONSES
Never	50.00% 1
Sometimes	0.00% 0
Usually	0.00% 0
Always	50.00% 1
TOTAL	2

Q22 In the last 12 months, did your provider talk about your child's development and/or learning ability?

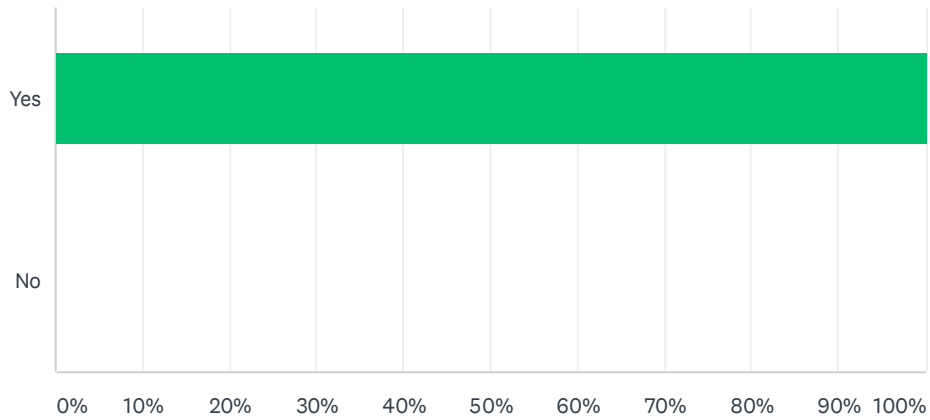
Answered: 3 Skipped: 2



ANSWER CHOICES	RESPONSES	
Yes	66.67%	2
No	33.33%	1
TOTAL		3

Q23 In the last 12 months, did your child's provider talk about normal behavior at your child's age, and ask about any emotional or mood problems?

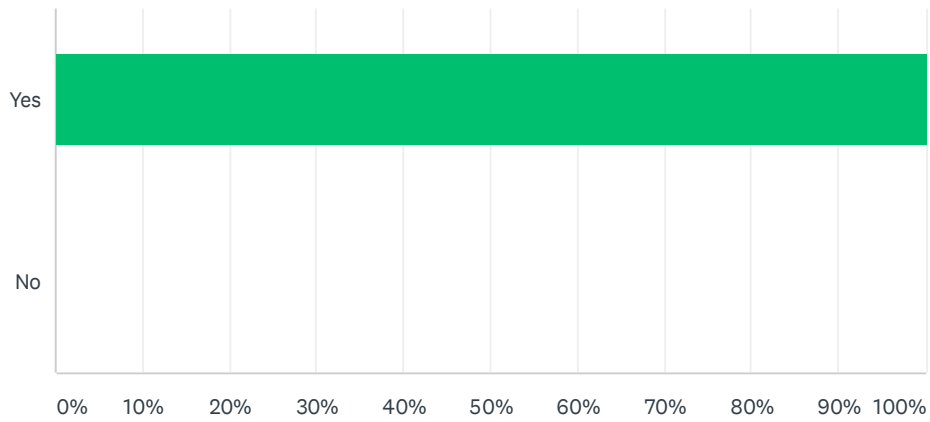
Answered: 3 Skipped: 2



ANSWER CHOICES	RESPONSES	
Yes	100.00%	3
No	0.00%	0
TOTAL		3

Q24 In the last 12 months, did your provider discuss your child's physical growth?

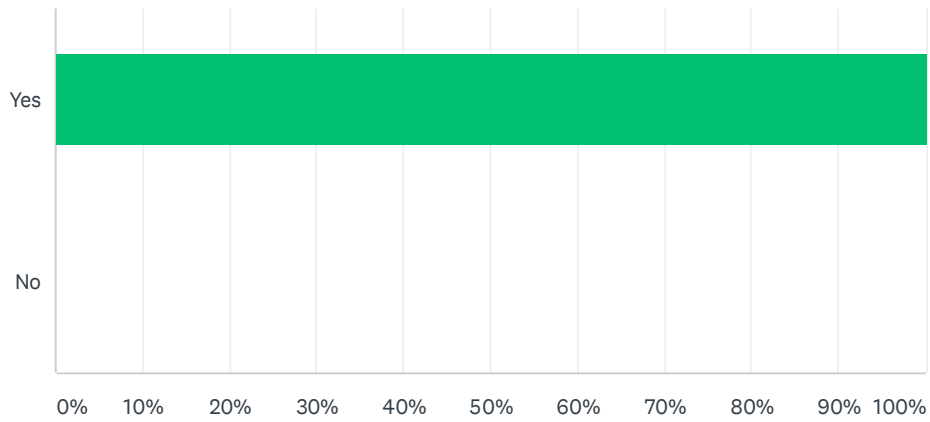
Answered: 3 Skipped: 2



ANSWER CHOICES	RESPONSES	
Yes	100.00%	3
No	0.00%	0
TOTAL		3

Q25 In the last 12 months, did your child's provider talk about how to keep your child safe and prevent injury?

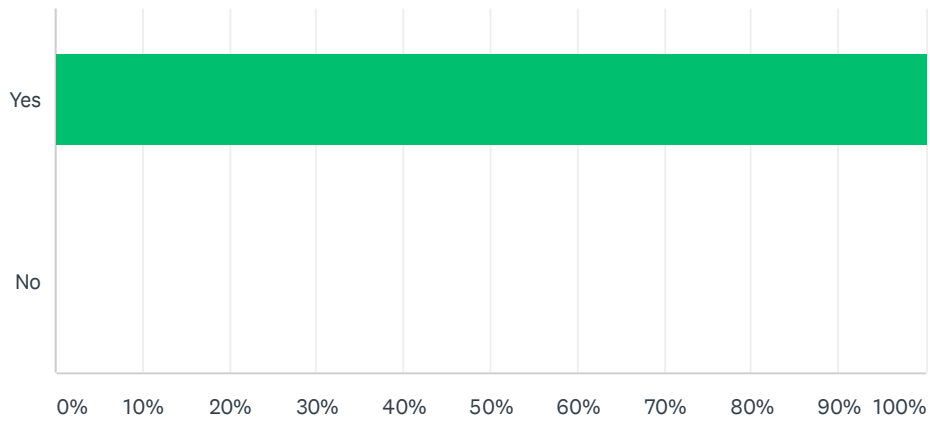
Answered: 3 Skipped: 2



ANSWER CHOICES	RESPONSES	
Yes	100.00%	3
No	0.00%	0
TOTAL		3

Q26 In the last 12 months, did your child's provider talk about healthy lifestyle, exercise, and nutrition?

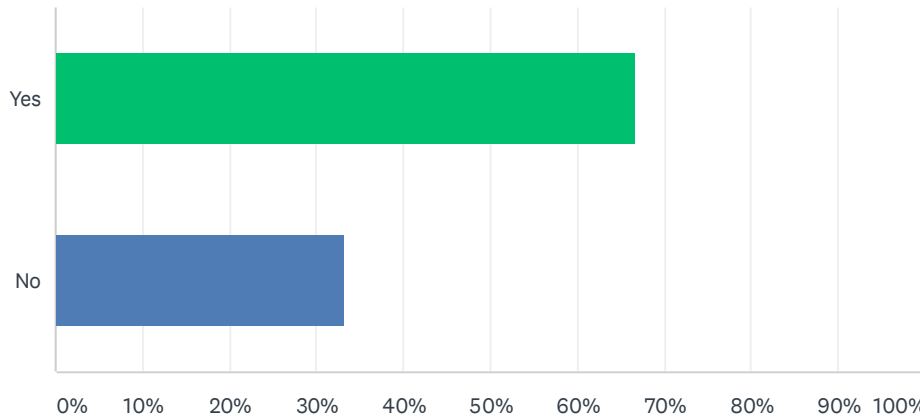
Answered: 3 Skipped: 2



ANSWER CHOICES	RESPONSES	
Yes	100.00%	3
No	0.00%	0
TOTAL		3

Q27 In the last 12 months, did your child's provider talk about how your child gets along socially with family members, peers, and others in the community?

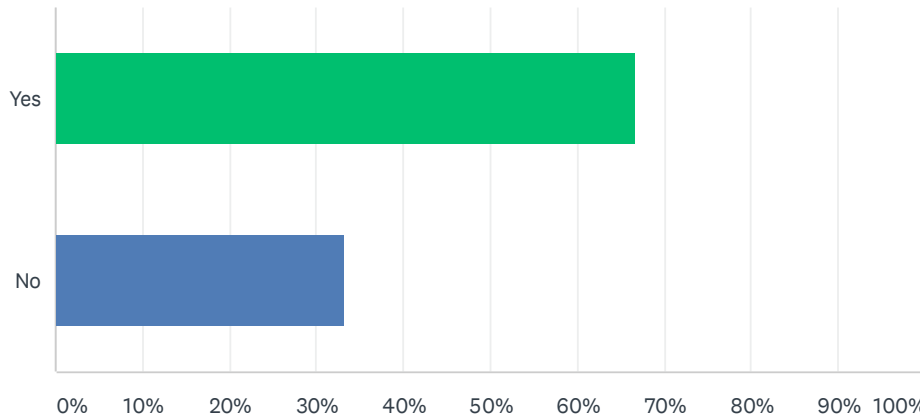
Answered: 3 Skipped: 2



ANSWER CHOICES	RESPONSES	
Yes	66.67%	2
No	33.33%	1
TOTAL		3

Q28 In the last 12 months, did your child's provider talk about how to effectively use and limit "screen time" including TV, computers, tablets, smart phones, and social media?

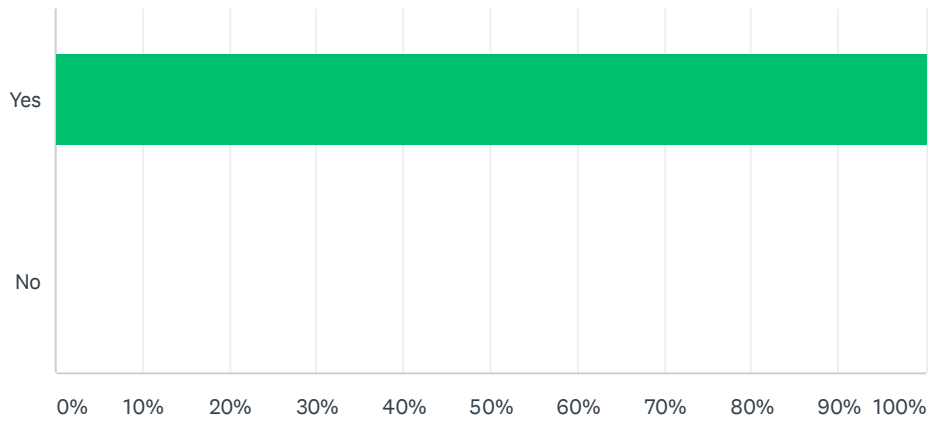
Answered: 3 Skipped: 2



ANSWER CHOICES	RESPONSES	
Yes	66.67%	2
No	33.33%	1
TOTAL		3

Q29 In the last 12 months, did your child's provider talk about specific goals for your child's health?

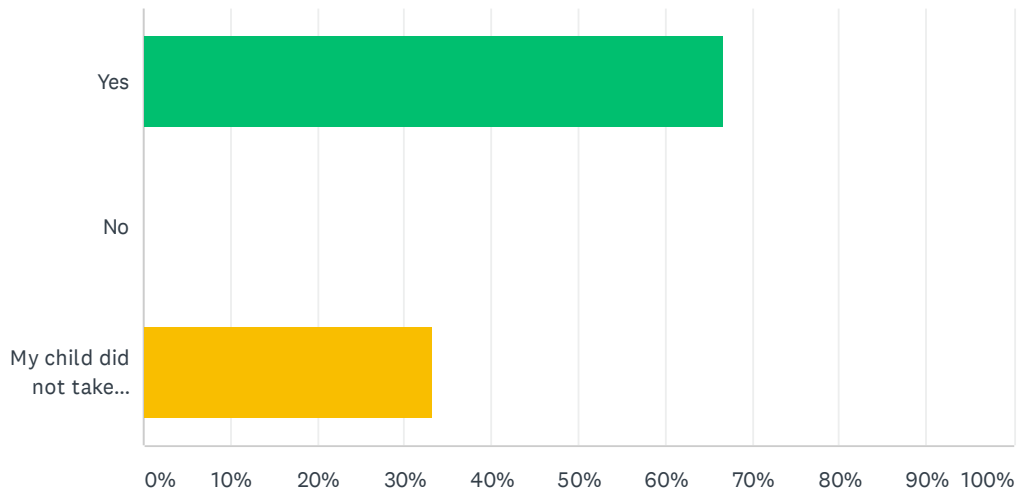
Answered: 3 Skipped: 2



ANSWER CHOICES	RESPONSES	
Yes	100.00%	3
No	0.00%	0
TOTAL		3

Q30 In the last 12 months, did your child's provider talk about medicines and supplements your child is taking?

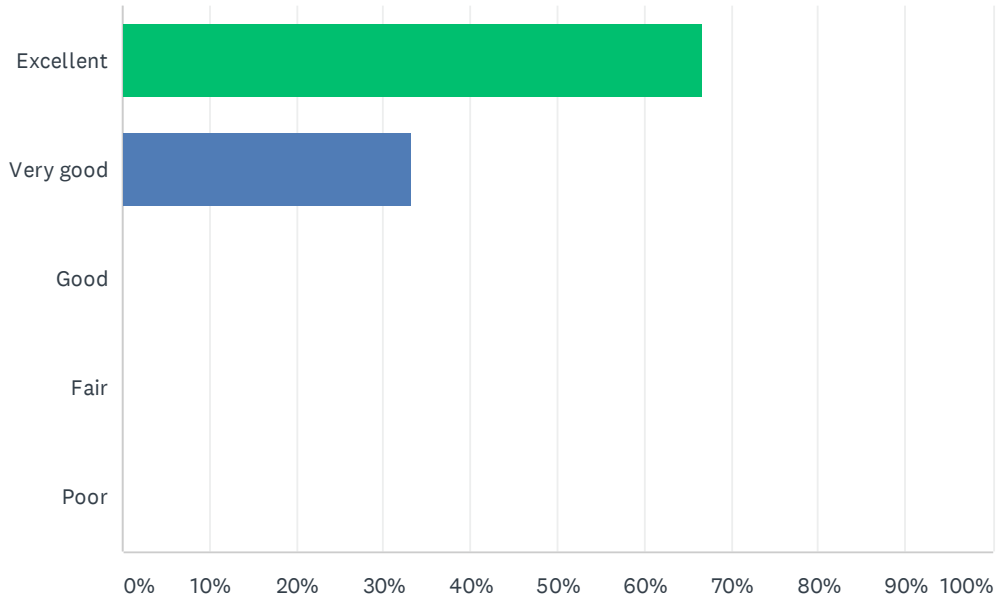
Answered: 3 Skipped: 2



ANSWER CHOICES	RESPONSES	
Yes	66.67%	2
No	0.00%	0
My child did not take medicines or supplements in the last 12 months	33.33%	1
TOTAL		3

Q31 In general, how would you rate your child's overall health?

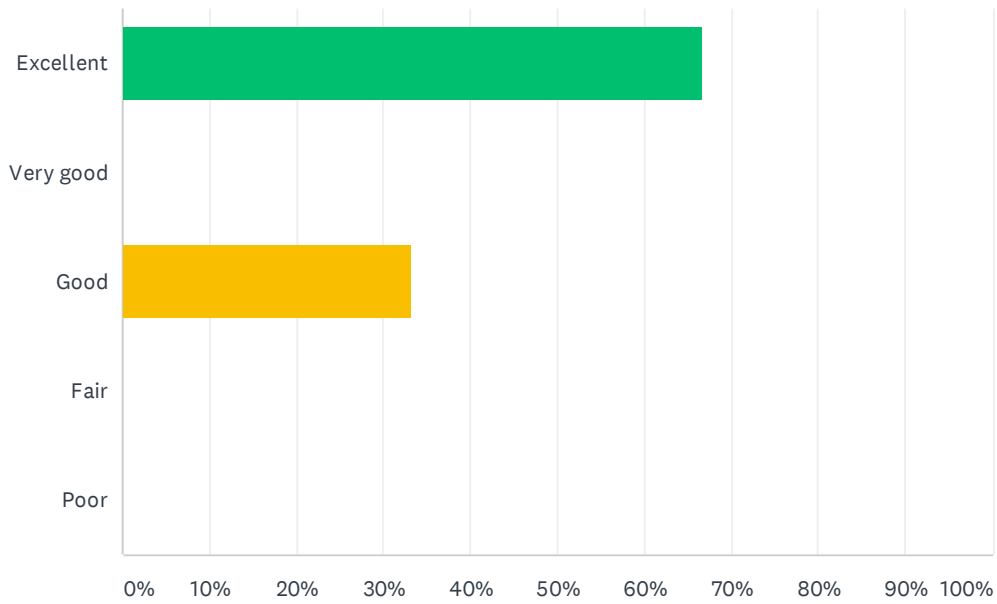
Answered: 3 Skipped: 2



ANSWER CHOICES	RESPONSES	
Excellent	66.67%	2
Very good	33.33%	1
Good	0.00%	0
Fair	0.00%	0
Poor	0.00%	0
TOTAL		3

Q32 In general, how would you rate your child's overall mental or emotional health?

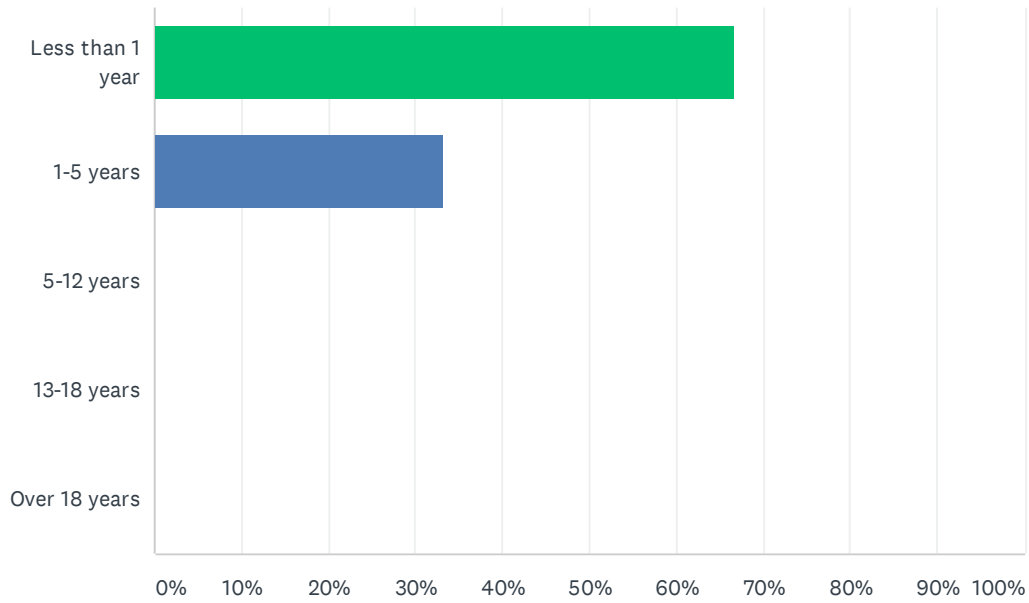
Answered: 3 Skipped: 2



ANSWER CHOICES	RESPONSES
Excellent	66.67% 2
Very good	0.00% 0
Good	33.33% 1
Fair	0.00% 0
Poor	0.00% 0
TOTAL	3

Q33 What is your child's age?

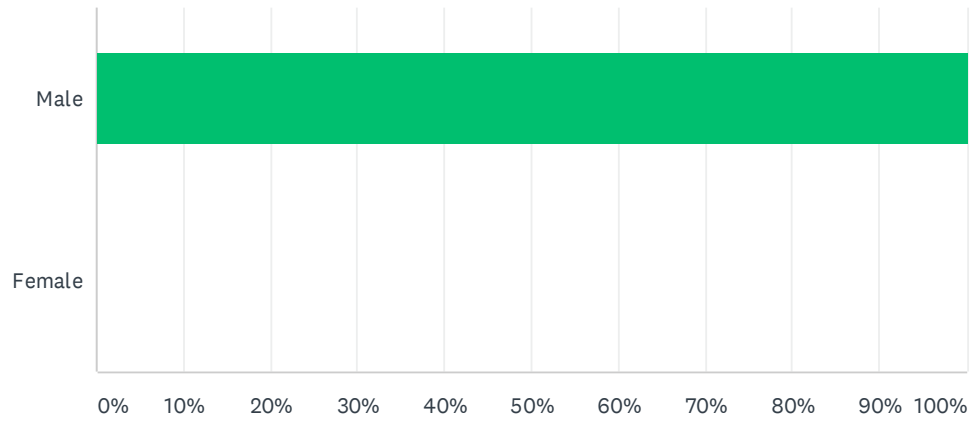
Answered: 3 Skipped: 2



ANSWER CHOICES	RESPONSES	
Less than 1 year	66.67%	2
1-5 years	33.33%	1
5-12 years	0.00%	0
13-18 years	0.00%	0
Over 18 years	0.00%	0
TOTAL		3

Q34 Is your child male or female?

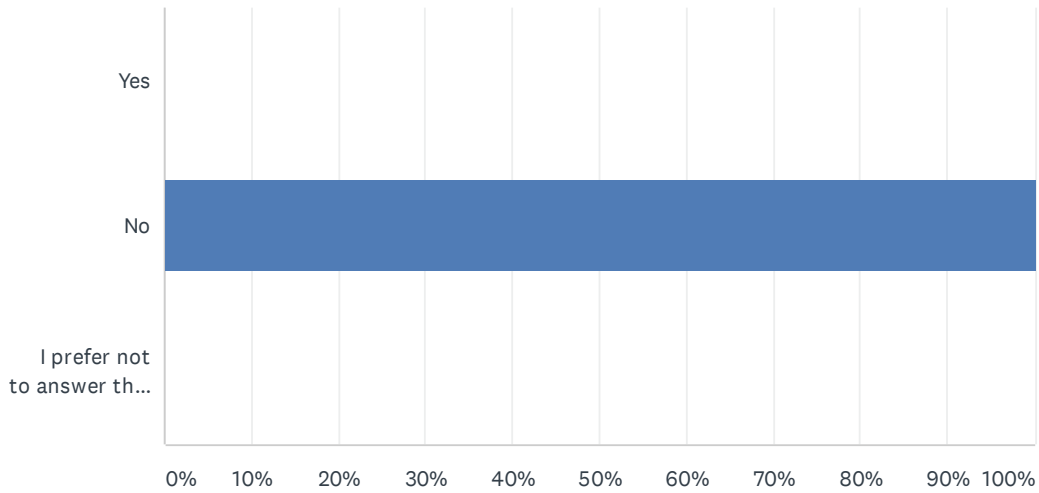
Answered: 3 Skipped: 2



ANSWER CHOICES	RESPONSES	
Male	100.00%	3
Female	0.00%	0
TOTAL		3

Q35 Is your child of Hispanic or Latino origin or descent?

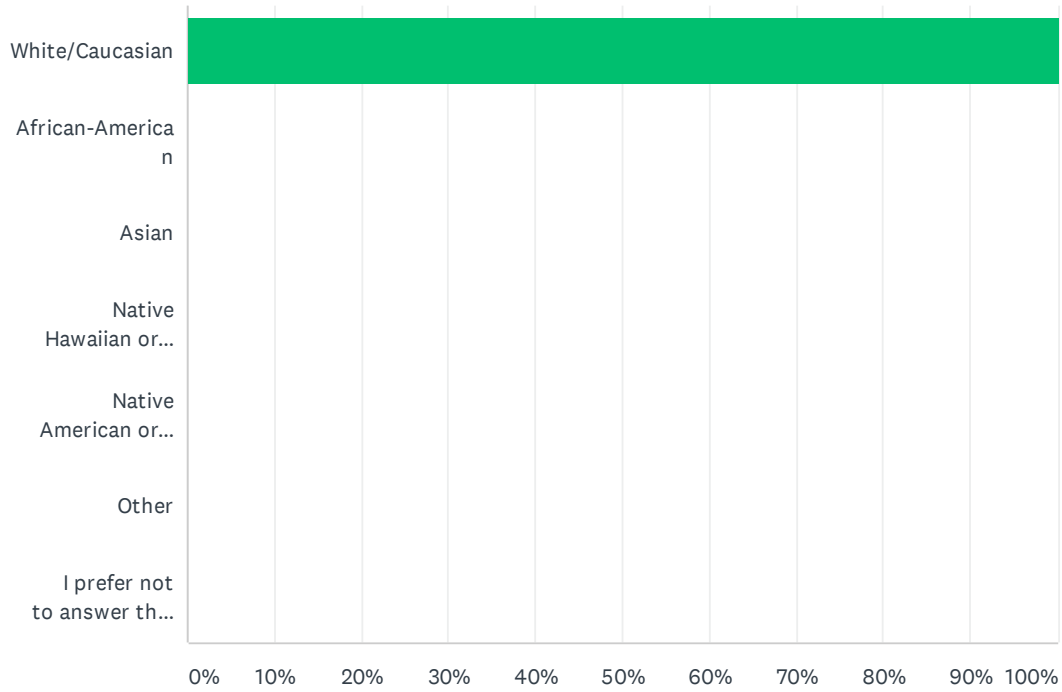
Answered: 3 Skipped: 2



ANSWER CHOICES	RESPONSES	
Yes	0.00%	0
No	100.00%	3
I prefer not to answer this question	0.00%	0
TOTAL		3

Q36 What is your child's race? Mark one or more.

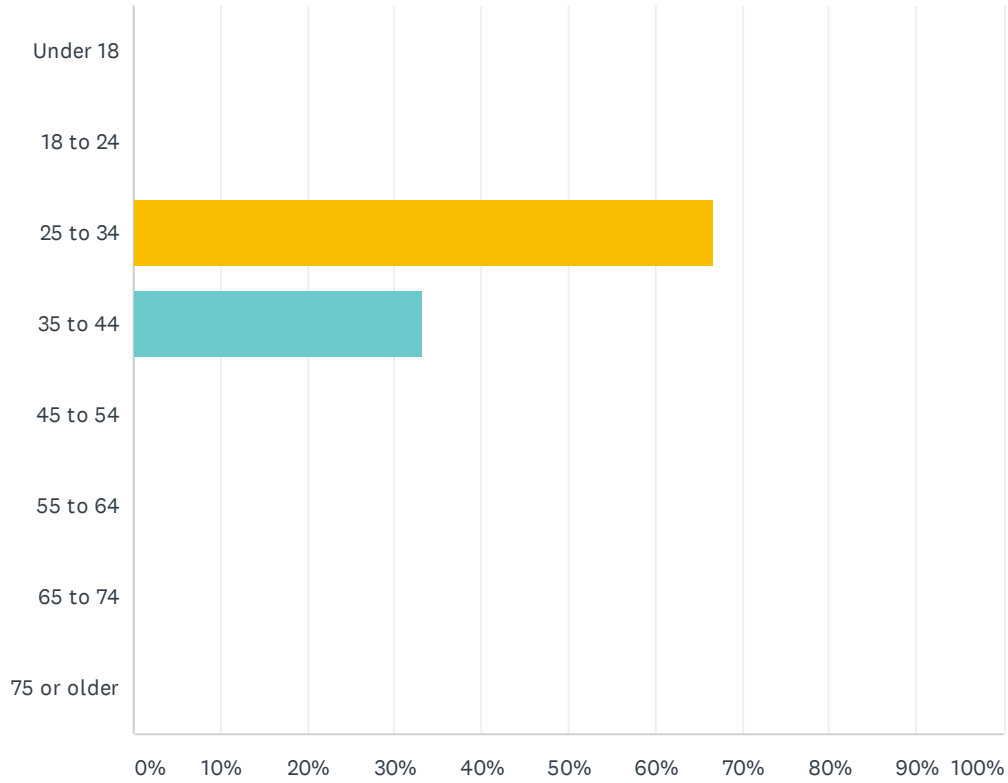
Answered: 3 Skipped: 2



ANSWER CHOICES	RESPONSES	
White/Caucasian	100.00%	3
African-American	0.00%	0
Asian	0.00%	0
Native Hawaiian or Pacific Islander	0.00%	0
Native American or Alaska Native	0.00%	0
Other	0.00%	0
I prefer not to answer this question	0.00%	0
TOTAL		3

Q37 What is your age?

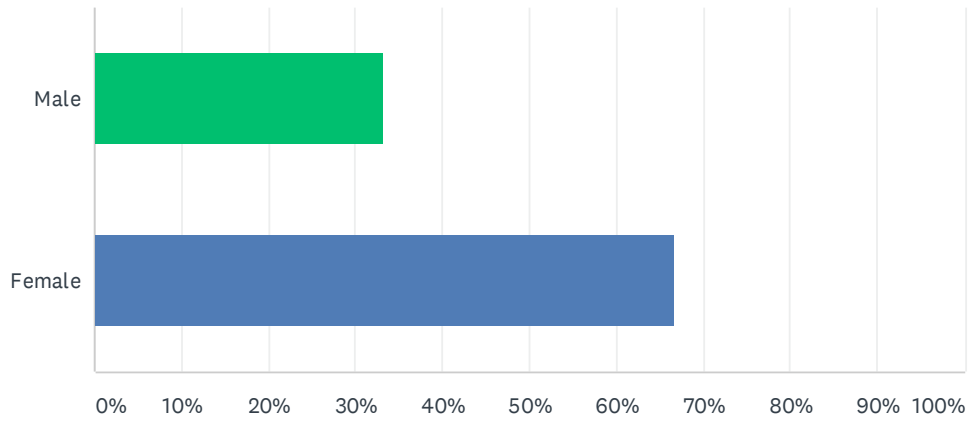
Answered: 3 Skipped: 2



ANSWER CHOICES	RESPONSES
Under 18	0.00% 0
18 to 24	0.00% 0
25 to 34	66.67% 2
35 to 44	33.33% 1
45 to 54	0.00% 0
55 to 64	0.00% 0
65 to 74	0.00% 0
75 or older	0.00% 0
TOTAL	3

Q38 Are you male or female?

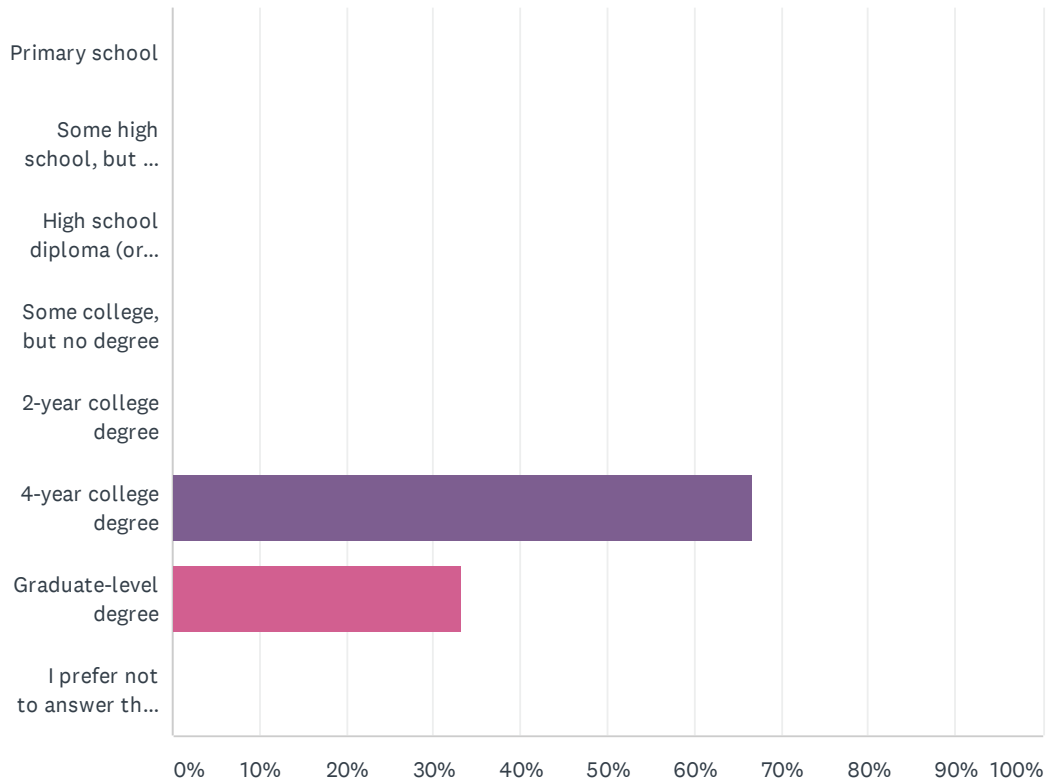
Answered: 3 Skipped: 2



ANSWER CHOICES	RESPONSES
Male	33.33% 1
Female	66.67% 2
TOTAL	3

Q39 What is the highest level of school that you have completed?

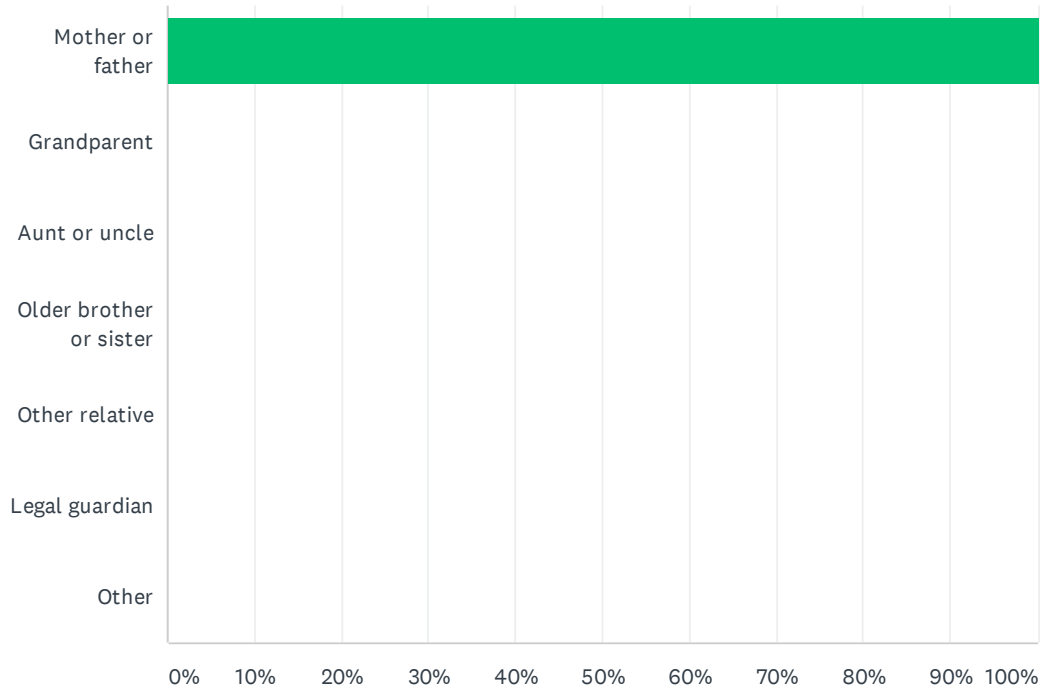
Answered: 3 Skipped: 2



ANSWER CHOICES	RESPONSES
Primary school	0.00% 0
Some high school, but no diploma	0.00% 0
High school diploma (or GED)	0.00% 0
Some college, but no degree	0.00% 0
2-year college degree	0.00% 0
4-year college degree	66.67% 2
Graduate-level degree	33.33% 1
I prefer not to answer this question	0.00% 0
TOTAL	3

Q40 How are you related to the child?

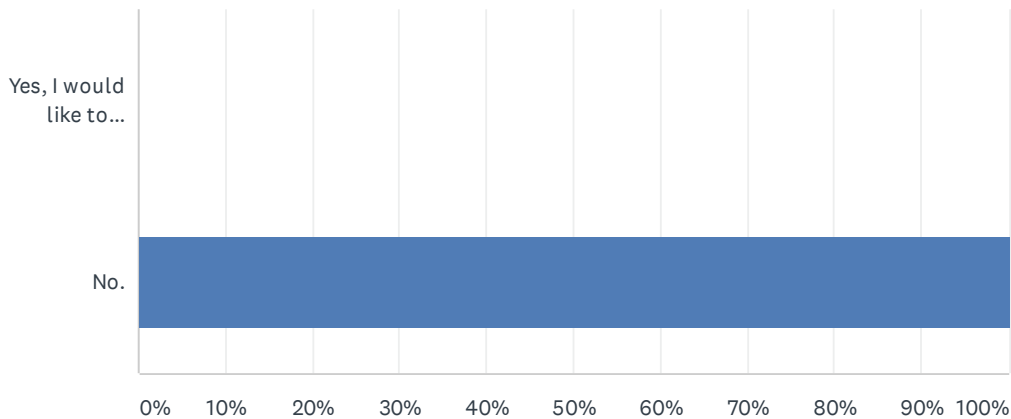
Answered: 3 Skipped: 2



ANSWER CHOICES	RESPONSES	
Mother or father	100.00%	3
Grandparent	0.00%	0
Aunt or uncle	0.00%	0
Older brother or sister	0.00%	0
Other relative	0.00%	0
Legal guardian	0.00%	0
Other	0.00%	0
TOTAL		3

Q41 Would you be willing to participate in our Patient Advisory Committee to provide us with feedback to continue to improve our practice? The committee meets about every 4-6 months, and you are welcome to participate in just one session, or all sessions. No long-term commitment is required. As the responses on this survey are anonymous, please contact us at (919) 881-9009 and leave a message for Dr. Nechyba with your contact information if you would like to participate. Thank you!

Answered: 3 Skipped: 2



ANSWER CHOICES	RESPONSES	
Yes, I would like to participate in the Patient Advisory Committee. I will call the office and leave my contact information.	0.00%	0
No.	100.00%	3
TOTAL		3