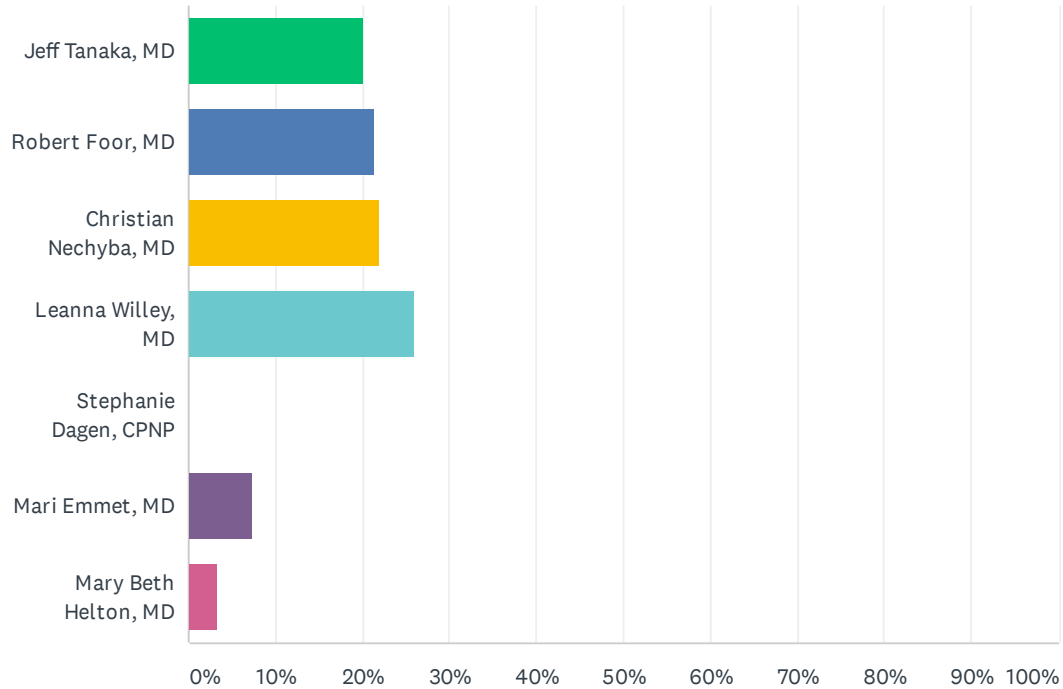


# Q1 Who primarily takes care of your child at Carolina Kids?

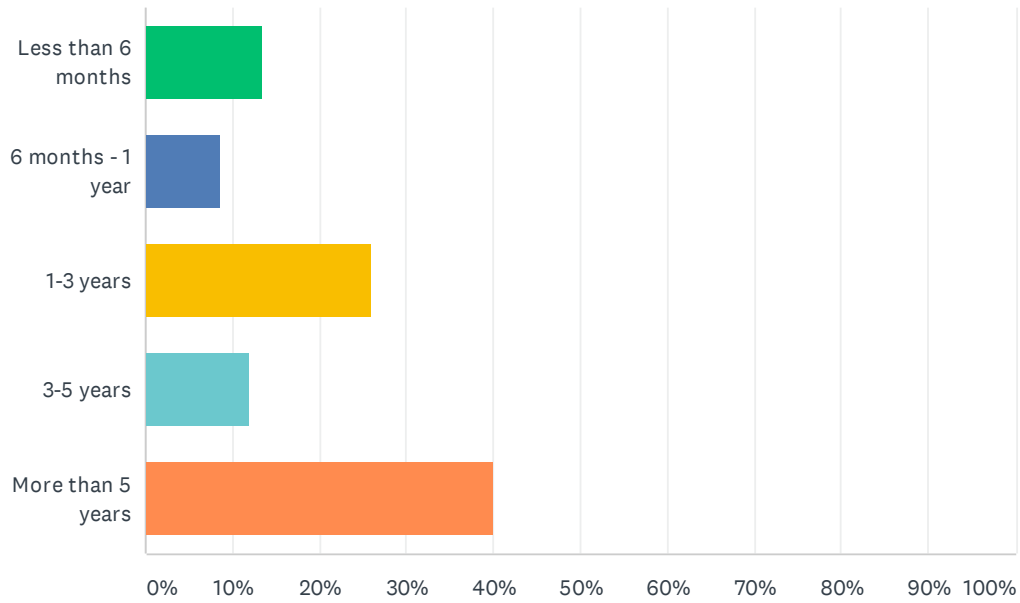
Answered: 150 Skipped: 1



ANSWER CHOICES	RESPONSES	
Jeff Tanaka, MD	20.00%	30
Robert Foor, MD	21.33%	32
Christian Nechyba, MD	22.00%	33
Leanna Willey, MD	26.00%	39
Stephanie Dagen, CPNP	0.00%	0
Mari Emmet, MD	7.33%	11
Mary Beth Helton, MD	3.33%	5
<b>TOTAL</b>		<b>150</b>

## Q2 How long has your child been a patient at Carolina Kids Pediatrics?

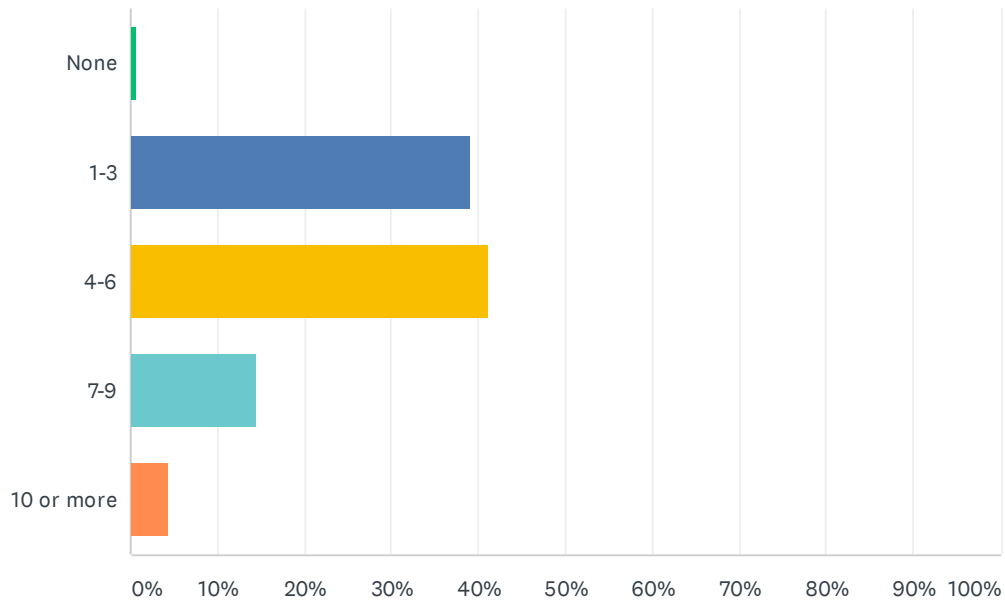
Answered: 150 Skipped: 1



ANSWER CHOICES	RESPONSES	
Less than 6 months	13.33%	20
6 months - 1 year	8.67%	13
1-3 years	26.00%	39
3-5 years	12.00%	18
More than 5 years	40.00%	60
<b>TOTAL</b>		<b>150</b>

### Q3 In the last 12 months, how many times did you visit your child's healthcare provider?

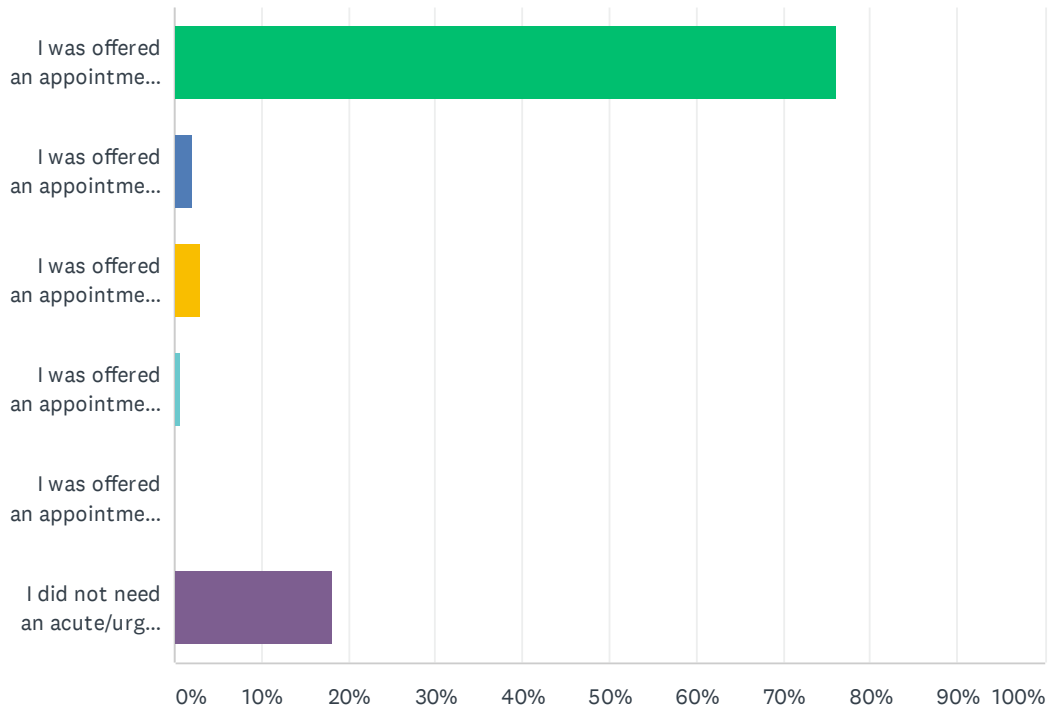
Answered: 138 Skipped: 13



ANSWER CHOICES	RESPONSES
None	0.72% 1
1-3	39.13% 54
4-6	41.30% 57
7-9	14.49% 20
10 or more	4.35% 6
<b>TOTAL</b>	<b>138</b>

### Q4 In the last 12 months, how many days did you usually have to wait for an appointment when your child needed care right away (a visit for an illness or acute problem)?

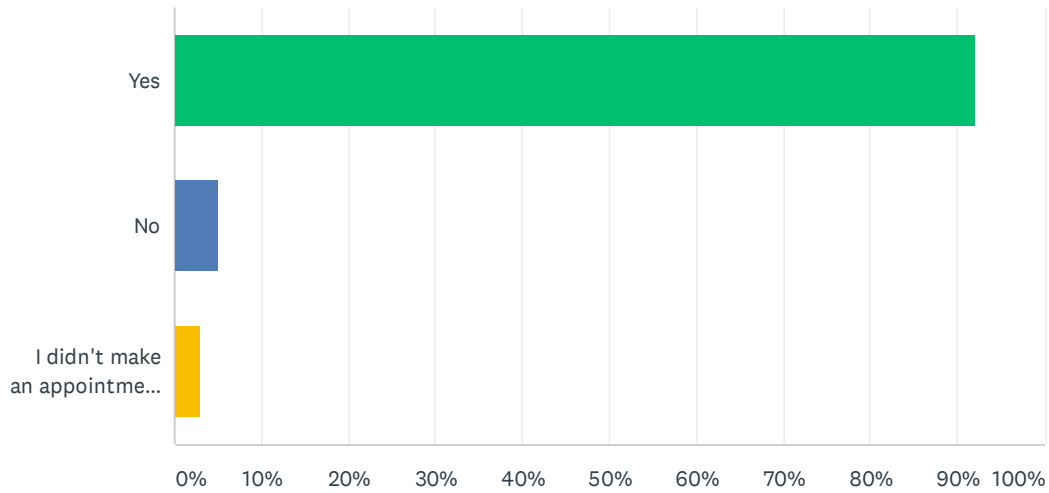
Answered: 138 Skipped: 13



ANSWER CHOICES	RESPONSES	
I was offered an appointment on the same day.	76.09%	105
I was offered an appointment the next day.	2.17%	3
I was offered an appointment within 2-3 days.	2.90%	4
I was offered an appointment within 4-7 days.	0.72%	1
I was offered an appointment more than 7 days in the future.	0.00%	0
I did not need an acute/urgent care visit within the last 12 months.	18.12%	25
<b>TOTAL</b>		<b>138</b>

### Q5 In the last 12 months, when you made an appointment for a check-up or routine physical for your child, did you make it with your child's primary care provider?

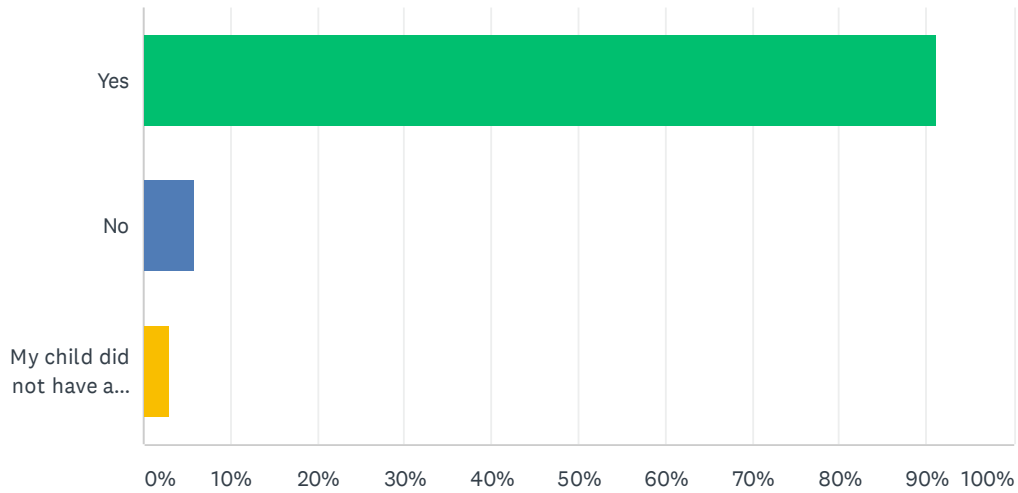
Answered: 138 Skipped: 13



ANSWER CHOICES	RESPONSES	
Yes	92.03%	127
No	5.07%	7
I didn't make an appointment for a checkup or routine physical in the last 12 months.	2.90%	4
<b>TOTAL</b>		<b>138</b>

### Q6 If your child had an appointment for a checkup or routine physical in the last 12 months, were you offered an appointment with your primary care provider within the time frame yor child needed?

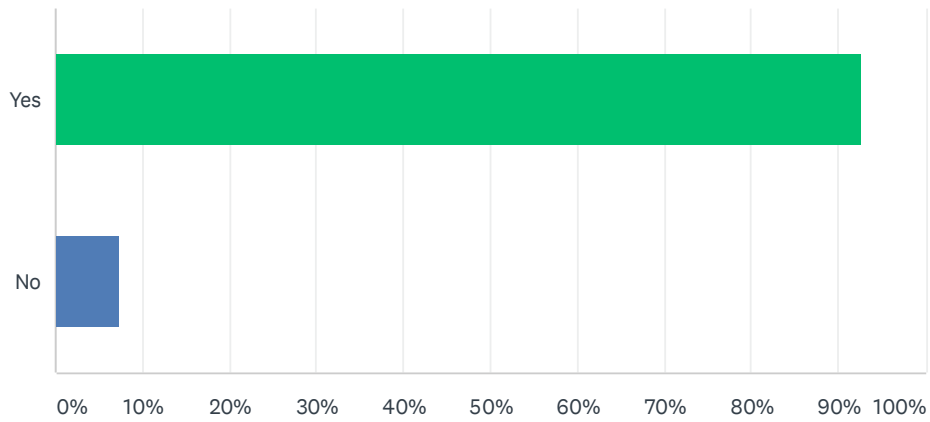
Answered: 138 Skipped: 13



ANSWER CHOICES	RESPONSES	
Yes	91.30%	126
No	5.80%	8
My child did not have a checkup or routine physical in the last 12 months	2.90%	4
<b>TOTAL</b>		<b>138</b>

### Q7 Have you been provided with information on how to get in touch with us after hours and on weekends and holidays?

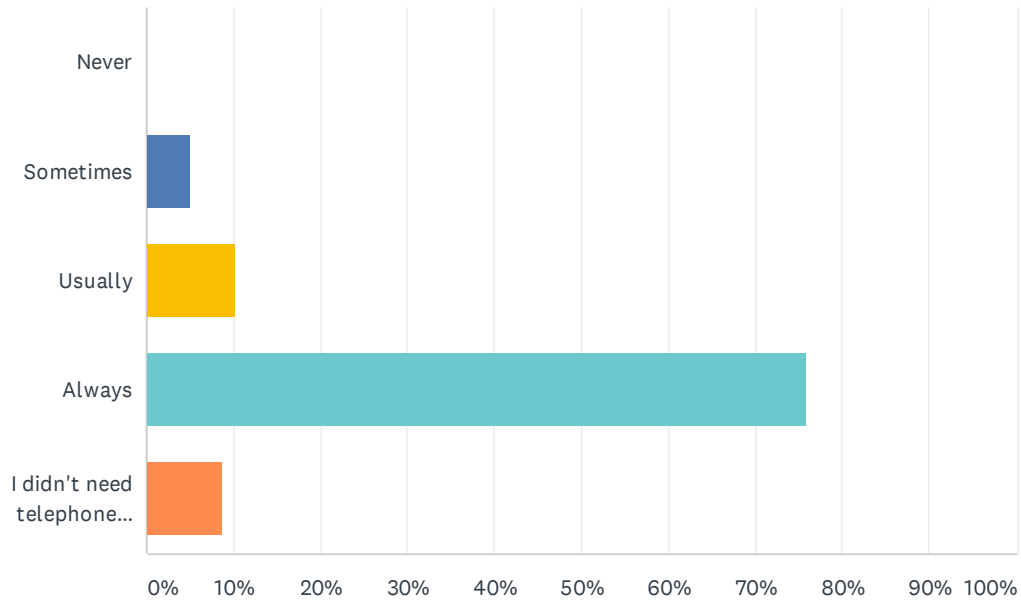
Answered: 137 Skipped: 14



ANSWER CHOICES	RESPONSES	
Yes	92.70%	127
No	7.30%	10
TOTAL		137

### Q8 In the last 12 months, when you phoned Carolina Kids Pediatrics during regular office hours, how often did you get an answer to your question the same day?

Answered: 137 Skipped: 14

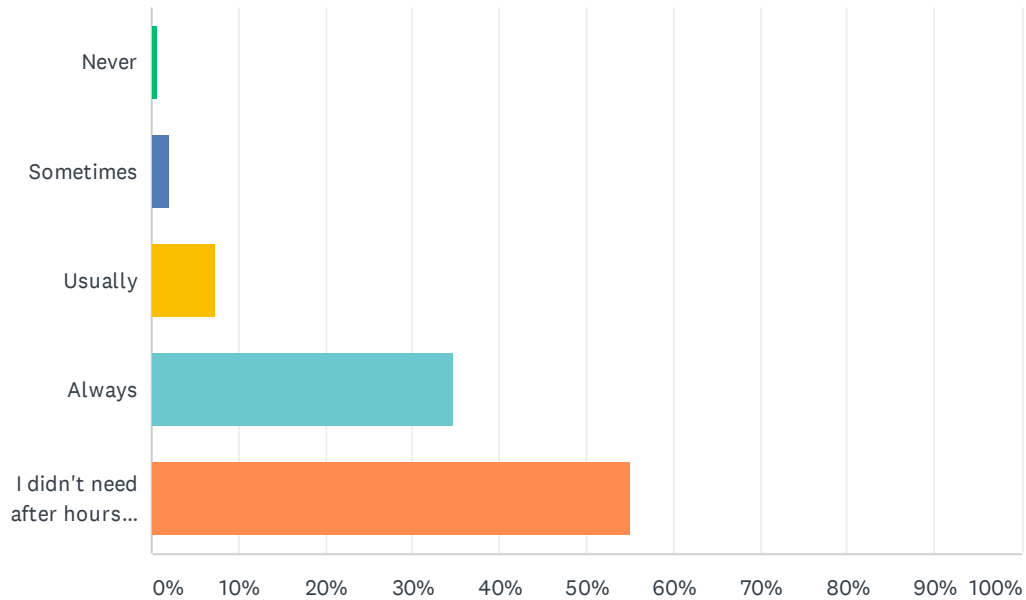


ANSWER CHOICES	RESPONSES
Never	0.00% 0
Sometimes	5.11% 7
Usually	10.22% 14
Always	75.91% 104
I didn't need telephone advice in the last 12 months	8.76% 12
<b>TOTAL</b>	<b>137</b>



### Q9 In the last 12 months, when you phoned Carolina Kids Pediatrics after regular office hours, how often did you get an answer to your question as soon as you needed?

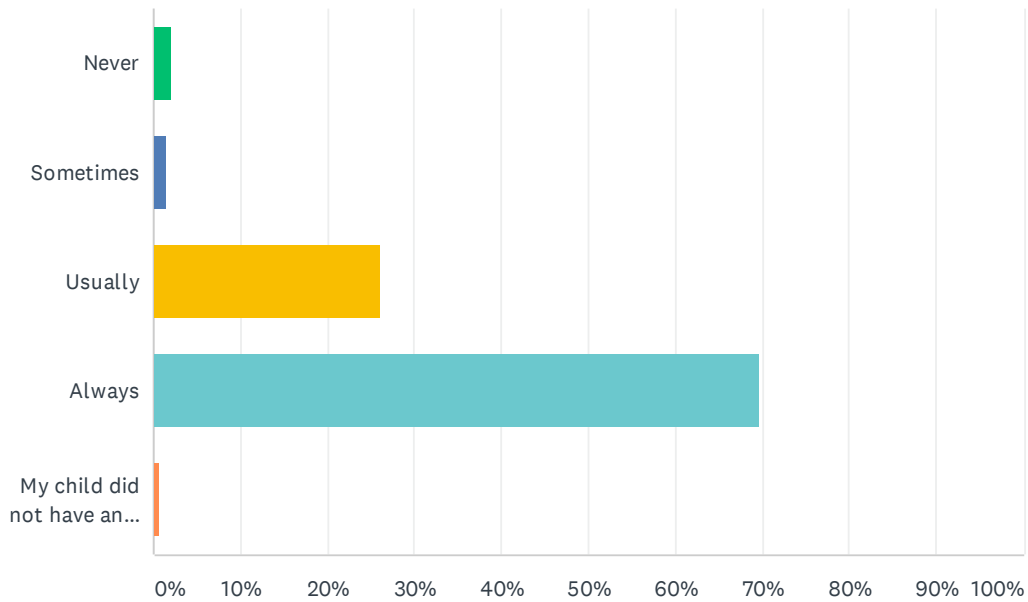
Answered: 138 Skipped: 13



ANSWER CHOICES	RESPONSES	
Never	0.72%	1
Sometimes	2.17%	3
Usually	7.25%	10
Always	34.78%	48
I didn't need after hours telephone advice in the last 12 months	55.07%	76
<b>TOTAL</b>		<b>138</b>

### Q10 In the last 12 months, how often did your child see your provider within 30 minutes of his or her appointment time?

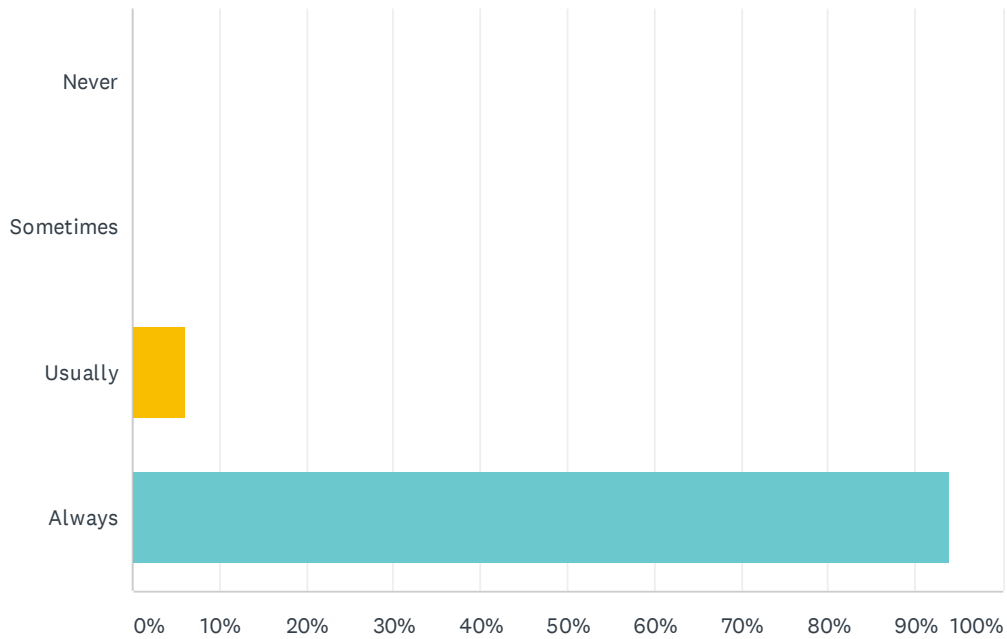
Answered: 138 Skipped: 13



ANSWER CHOICES	RESPONSES	
Never	2.17%	3
Sometimes	1.45%	2
Usually	26.09%	36
Always	69.57%	96
My child did not have an appointment in the last 12 months	0.72%	1
<b>TOTAL</b>		<b>138</b>

### Q11 In the last 12 months, how often did your child's provider explain things about your child's health in a way that was easy to understand?

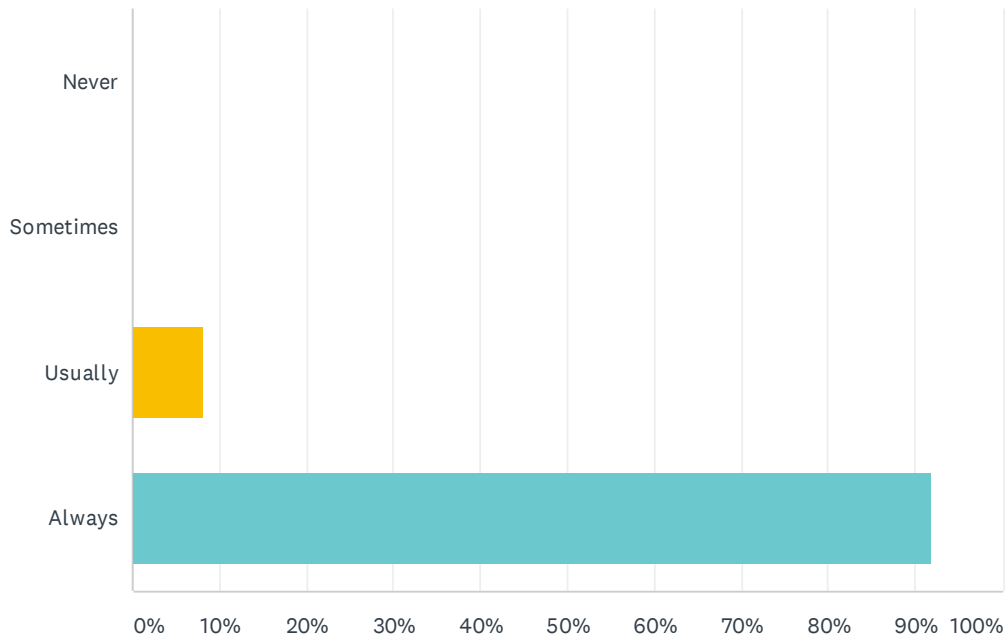
Answered: 133 Skipped: 18



ANSWER CHOICES	RESPONSES
Never	0.00% 0
Sometimes	0.00% 0
Usually	6.02% 8
Always	93.98% 125
<b>TOTAL</b>	<b>133</b>

### Q12 In the last 12 months, how often did your provider give you easy to understand information about your health questions or concerns?

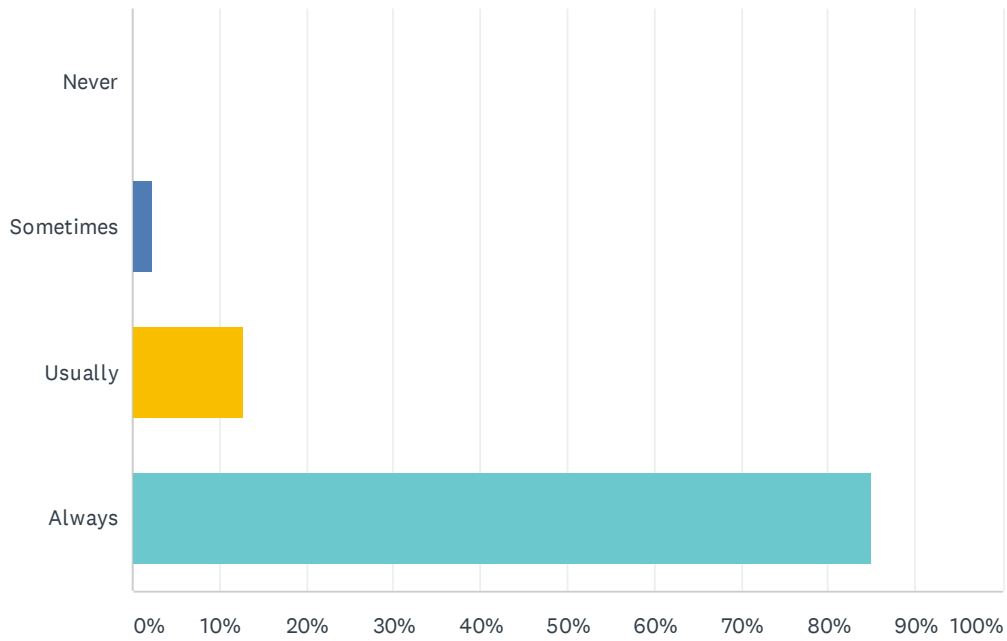
Answered: 134 Skipped: 17



ANSWER CHOICES	RESPONSES
Never	0.00% 0
Sometimes	0.00% 0
Usually	8.21% 11
Always	91.79% 123
<b>TOTAL</b>	<b>134</b>

### Q13 In the last 12 months, how often did your provider seem to know the important information about your child's medical history?

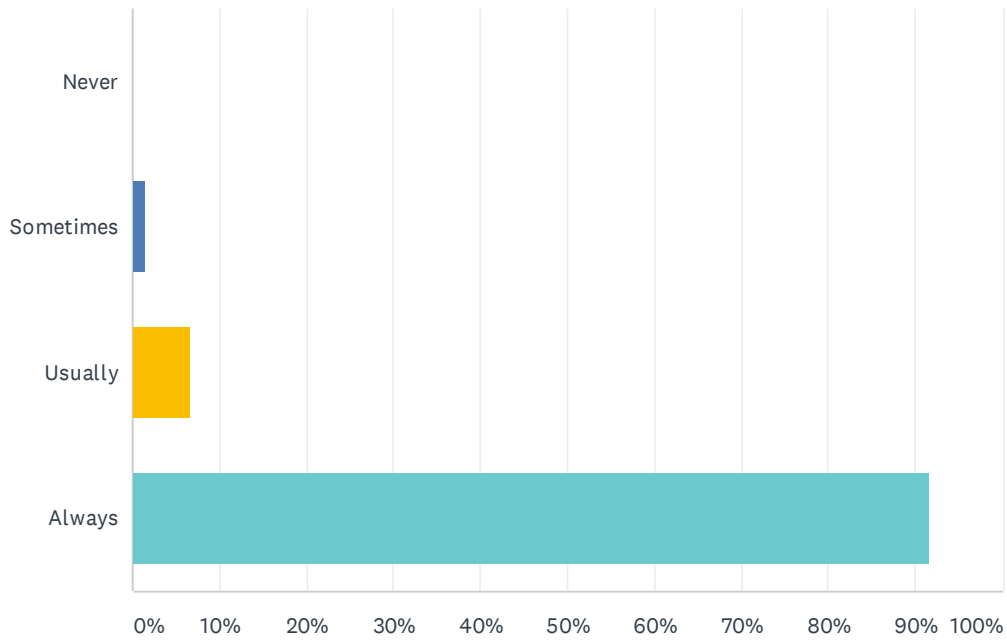
Answered: 133 Skipped: 18



ANSWER CHOICES	RESPONSES
Never	0.00% 0
Sometimes	2.26% 3
Usually	12.78% 17
Always	84.96% 113
<b>TOTAL</b>	<b>133</b>

### Q14 In the last 12 months, how often did this provider show respect for what you had to say?

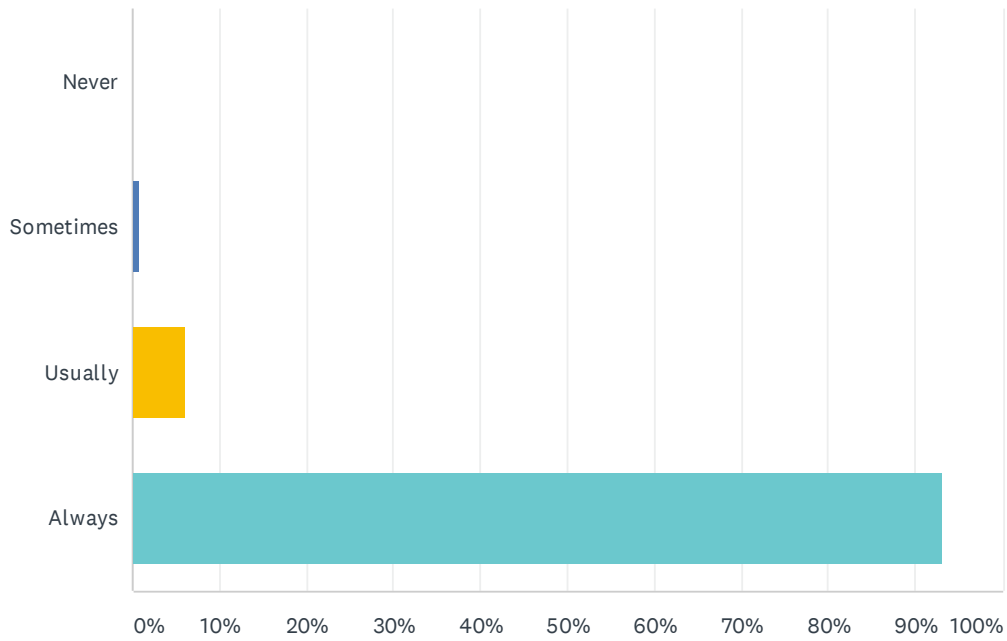
Answered: 133 Skipped: 18



ANSWER CHOICES	RESPONSES	
Never	0.00%	0
Sometimes	1.50%	2
Usually	6.77%	9
Always	91.73%	122
<b>TOTAL</b>		<b>133</b>

### Q15 In the last 12 months, how often did this provider spend enough time with your child?

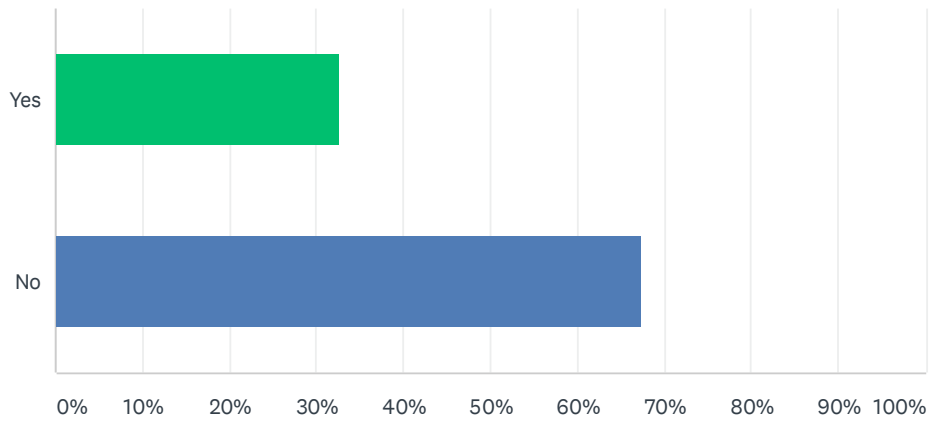
Answered: 132 Skipped: 19



ANSWER CHOICES	RESPONSES	
Never	0.00%	0
Sometimes	0.76%	1
Usually	6.06%	8
Always	93.18%	123
TOTAL		132

### Q16 In the last 12 months, did your child's provider order a diagnostic test (lab test, radiology test, etc.)?

Answered: 132 Skipped: 19

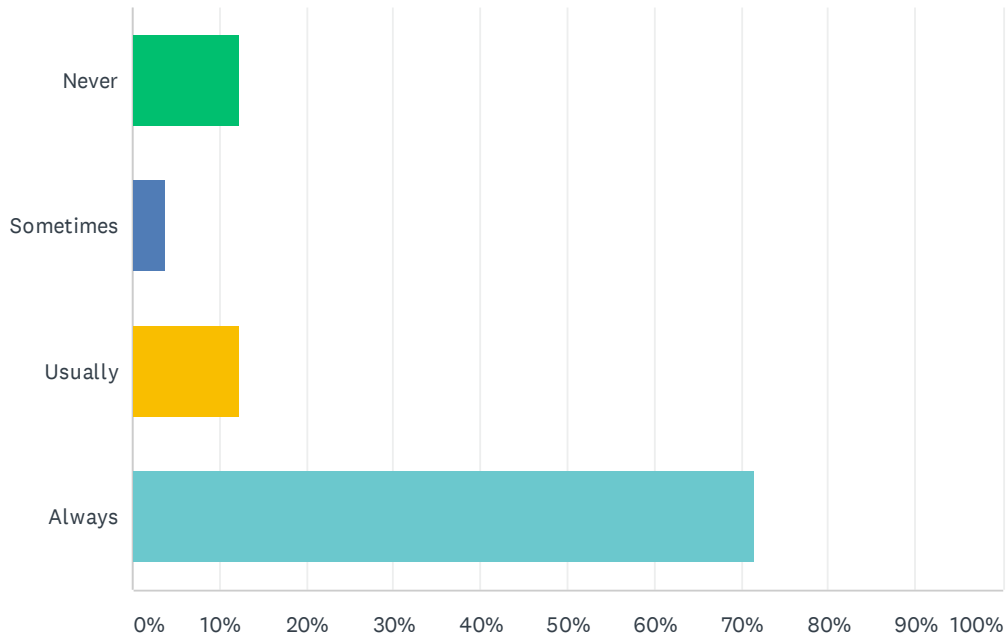


ANSWER CHOICES	RESPONSES	
Yes	32.58%	43
No	67.42%	89
TOTAL		132



### Q17 In the last 12 months, when your child's provider ordered a diagnostic test, how often did someone from Carolina Kids follow up with you on test results?

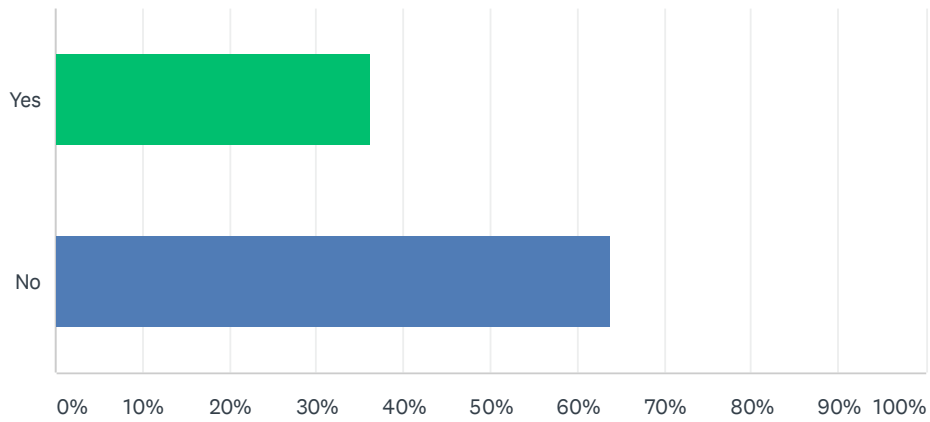
Answered: 81 Skipped: 70



ANSWER CHOICES	RESPONSES	
Never	12.35%	10
Sometimes	3.70%	3
Usually	12.35%	10
Always	71.60%	58
TOTAL		81

# Q18 In the last 12 months, did your child receive care from a medical specialist?

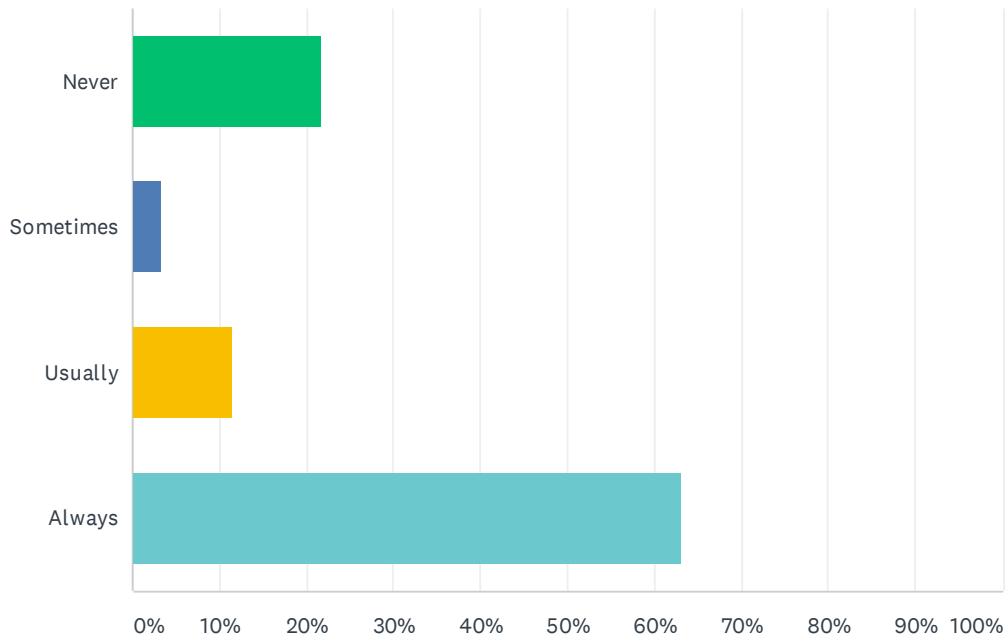
Answered: 130 Skipped: 21



ANSWER CHOICES	RESPONSES	
Yes	36.15%	47
No	63.85%	83
TOTAL		130

### Q19 In the last 12 months, how often did your provider seem informed and up to date about the care your child got from specialists?

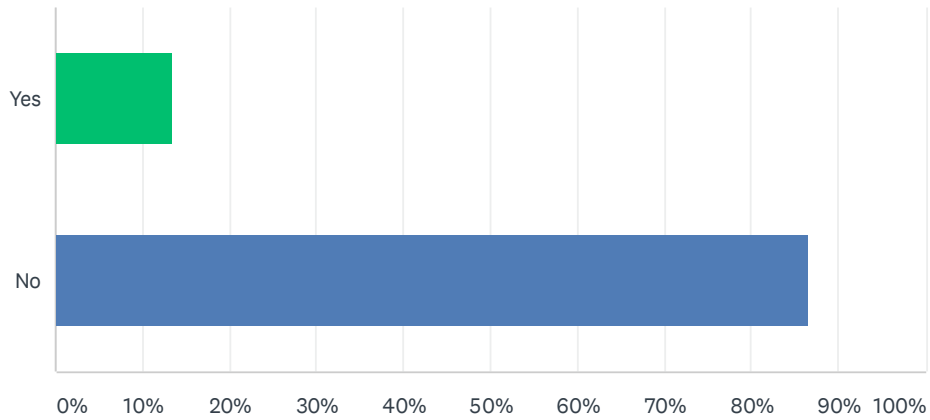
Answered: 87 Skipped: 64



ANSWER CHOICES	RESPONSES	
Never	21.84%	19
Sometimes	3.45%	3
Usually	11.49%	10
Always	63.22%	55
<b>TOTAL</b>		<b>87</b>

### Q20 During the last 12 months, did your child receive help from developmental therapists (including speech, occupational, or speech therapists), or from school-based special education teams?

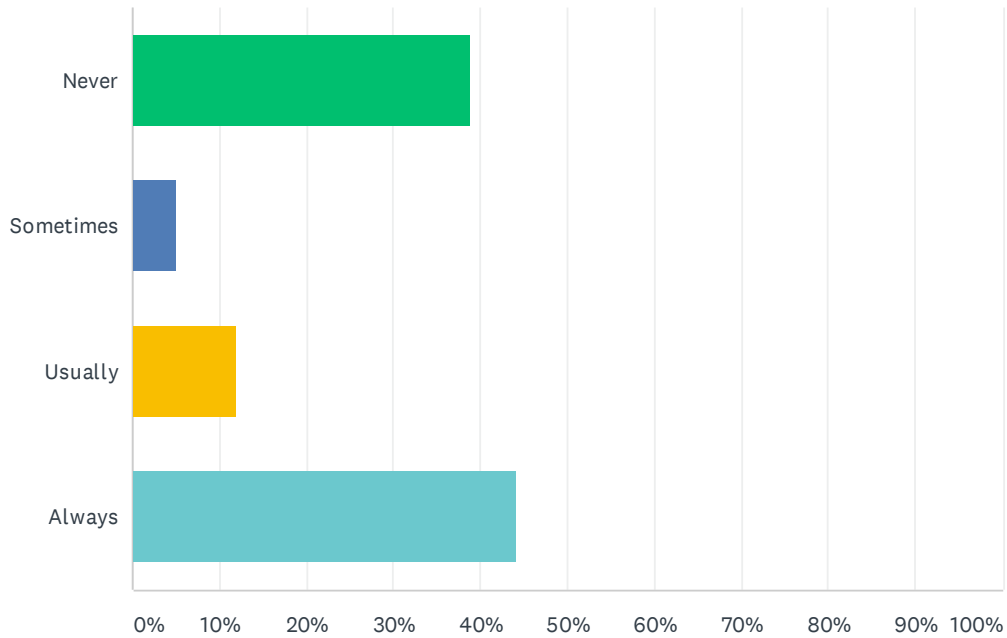
Answered: 126 Skipped: 25



ANSWER CHOICES	RESPONSES
Yes	13.49% 17
No	86.51% 109
TOTAL	126

### Q21 In the last 12 months, how often did your child's provider seem informed and up to date about the care your child received from developmental therapists or school-based special education teams?

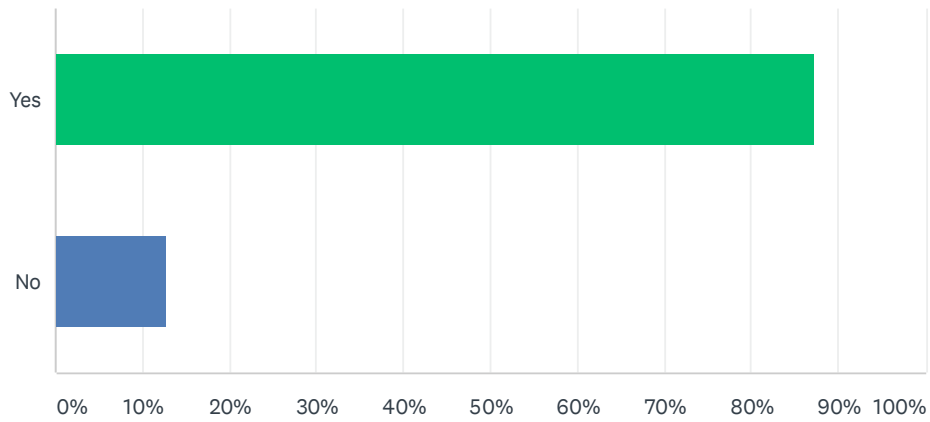
Answered: 59 Skipped: 92



ANSWER CHOICES	RESPONSES
Never	38.98% 23
Sometimes	5.08% 3
Usually	11.86% 7
Always	44.07% 26
TOTAL	59

## Q22 In the last 12 months, did your provider talk about your child's development and/or learning ability?

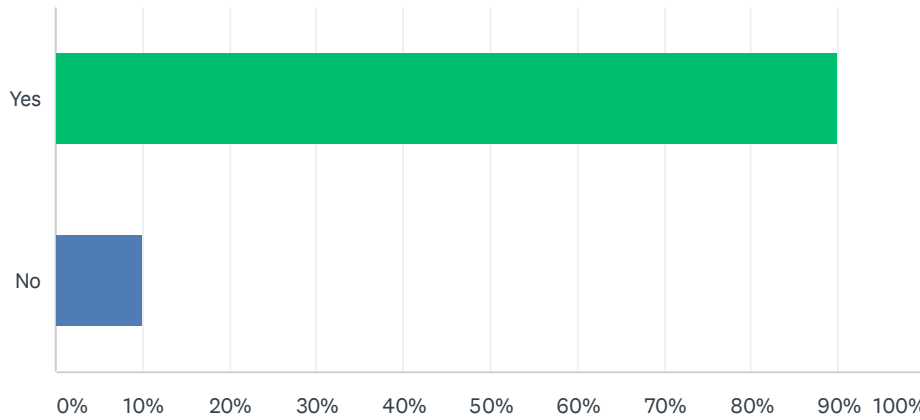
Answered: 118 Skipped: 33



ANSWER CHOICES	RESPONSES	
Yes	87.29%	103
No	12.71%	15
TOTAL		118

### Q23 In the last 12 months, did your child's provider talk about normal behavior at your child's age, and ask about any emotional or mood problems?

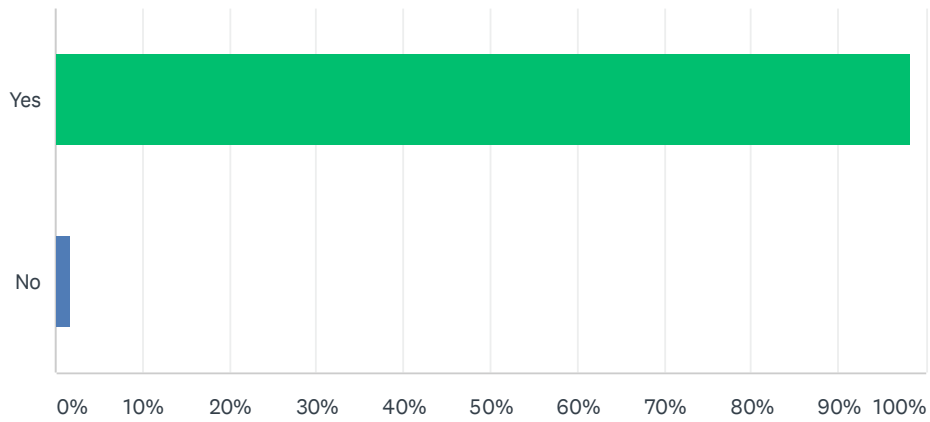
Answered: 119 Skipped: 32



ANSWER CHOICES	RESPONSES
Yes	89.92% 107
No	10.08% 12
<b>TOTAL</b>	<b>119</b>

## Q24 In the last 12 months, did your provider discuss your child's physical growth?

Answered: 119 Skipped: 32

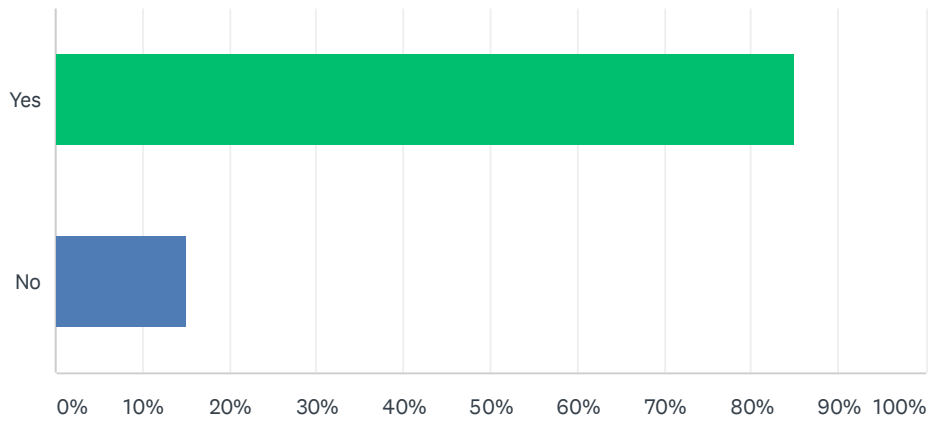


ANSWER CHOICES	RESPONSES	
Yes	98.32%	117
No	1.68%	2
TOTAL		119



## Q25 In the last 12 months, did your child's provider talk about how to keep your child safe and prevent injury?

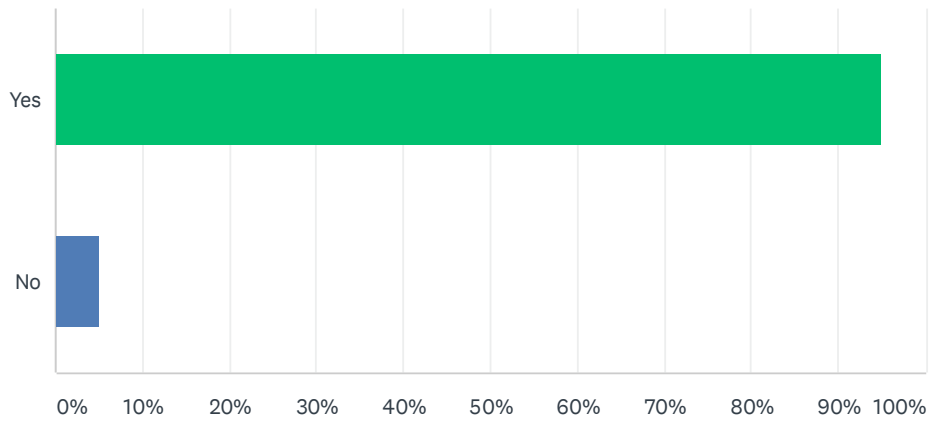
Answered: 119 Skipped: 32



ANSWER CHOICES	RESPONSES	
Yes	84.87%	101
No	15.13%	18
TOTAL		119

## Q26 In the last 12 months, did your child's provider talk about healthy lifestyle, exercise, and nutrition?

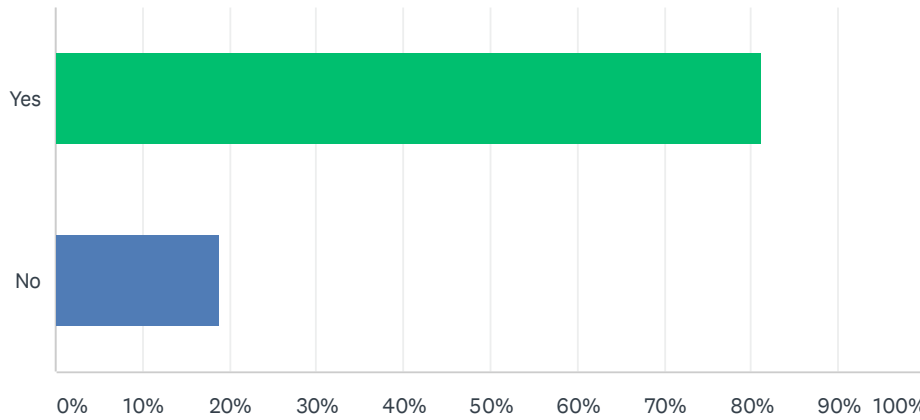
Answered: 118 Skipped: 33



ANSWER CHOICES	RESPONSES	
Yes	94.92%	112
No	5.08%	6
TOTAL		118

### Q27 In the last 12 months, did your child's provider talk about how your child gets along socially with family members, peers, and others in the community?

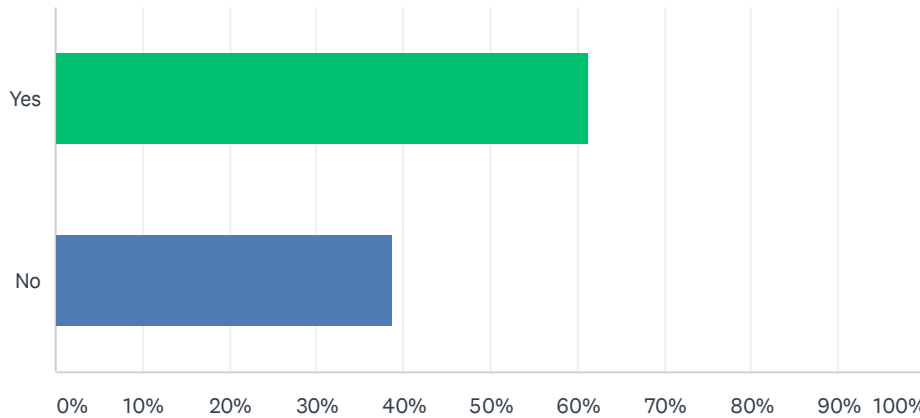
Answered: 117 Skipped: 34



ANSWER CHOICES	RESPONSES	
Yes	81.20%	95
No	18.80%	22
TOTAL		117

### Q28 In the last 12 months, did your child's provider talk about how to effectively use and limit "screen time" including TV, computers, tablets, smart phones, and social media?

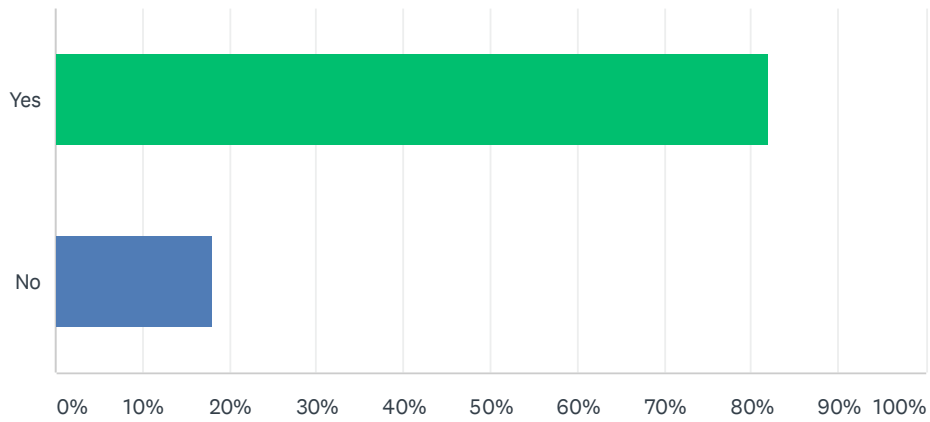
Answered: 116 Skipped: 35



ANSWER CHOICES	RESPONSES
Yes	61.21% 71
No	38.79% 45
TOTAL	116

### Q29 In the last 12 months, did your child's provider talk about specific goals for your child's health?

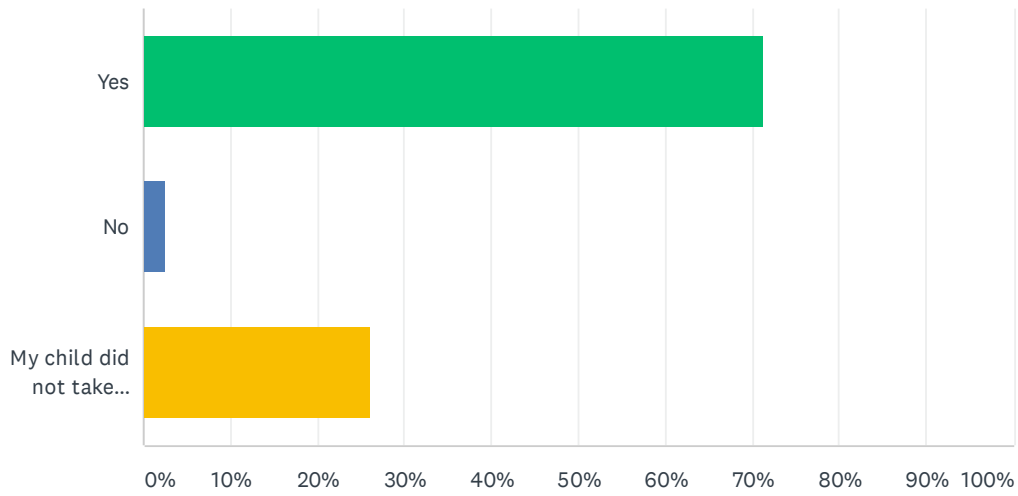
Answered: 117 Skipped: 34



ANSWER CHOICES	RESPONSES	
Yes	82.05%	96
No	17.95%	21
TOTAL		117

### Q30 In the last 12 months, did your child's provider talk about medicines and supplements your child is taking?

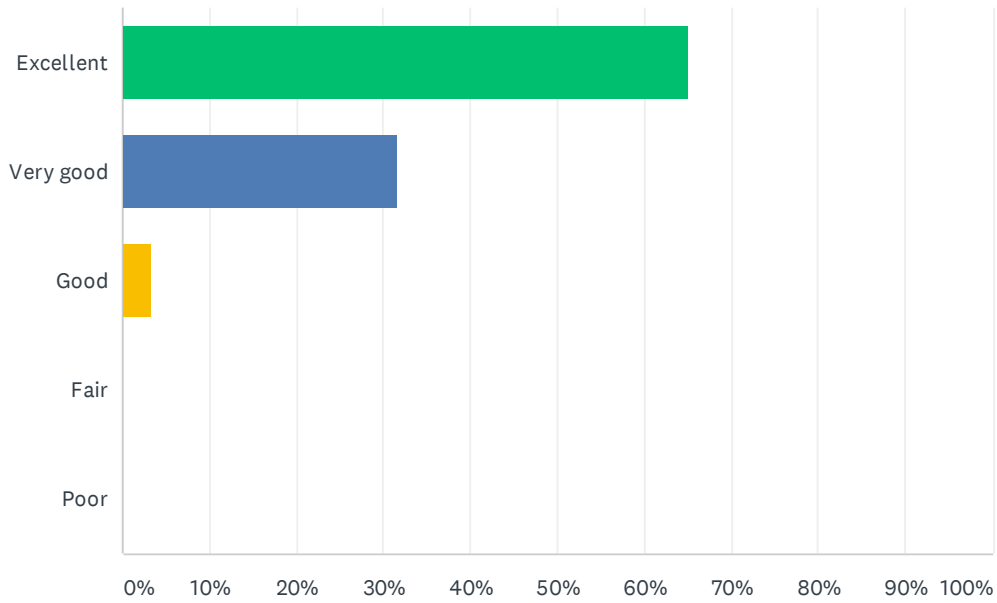
Answered: 119 Skipped: 32



ANSWER CHOICES	RESPONSES	
Yes	71.43%	85
No	2.52%	3
My child did not take medicines or supplements in the last 12 months	26.05%	31
<b>TOTAL</b>		<b>119</b>

### Q31 In general, how would you rate your child's overall health?

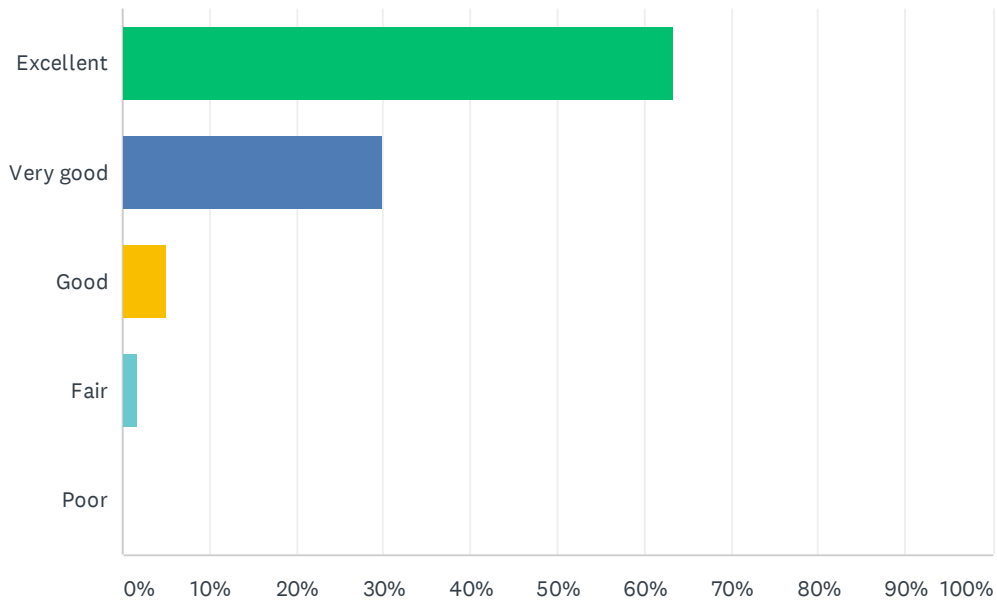
Answered: 120 Skipped: 31



ANSWER CHOICES	RESPONSES	
Excellent	65.00%	78
Very good	31.67%	38
Good	3.33%	4
Fair	0.00%	0
Poor	0.00%	0
<b>TOTAL</b>		<b>120</b>

### Q32 In general, how would you rate your child's overall mental or emotional health?

Answered: 120 Skipped: 31

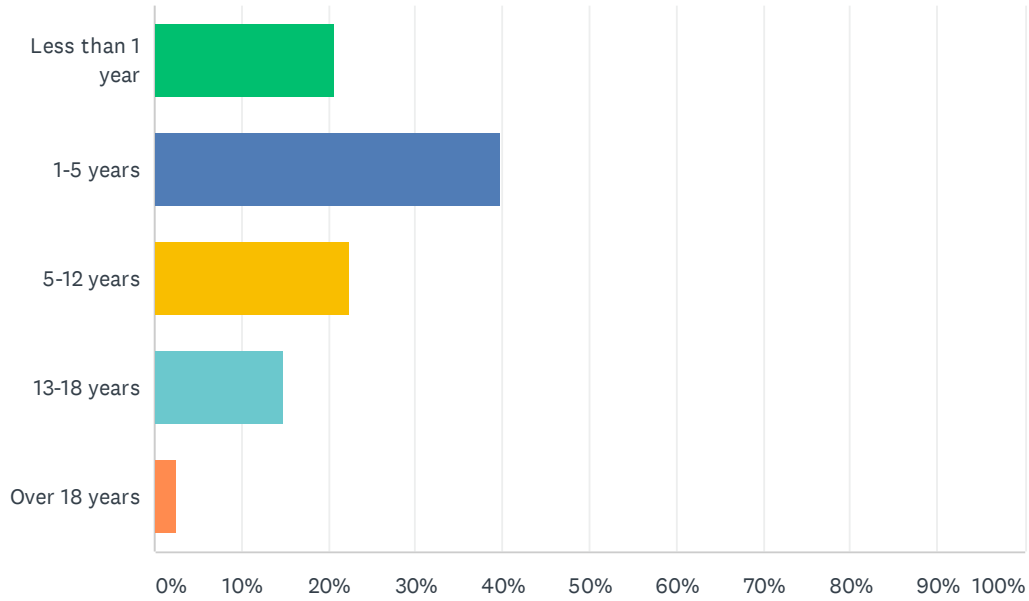


ANSWER CHOICES	RESPONSES	
Excellent	63.33%	76
Very good	30.00%	36
Good	5.00%	6
Fair	1.67%	2
Poor	0.00%	0
<b>TOTAL</b>		<b>120</b>



### Q33 What is your child's age?

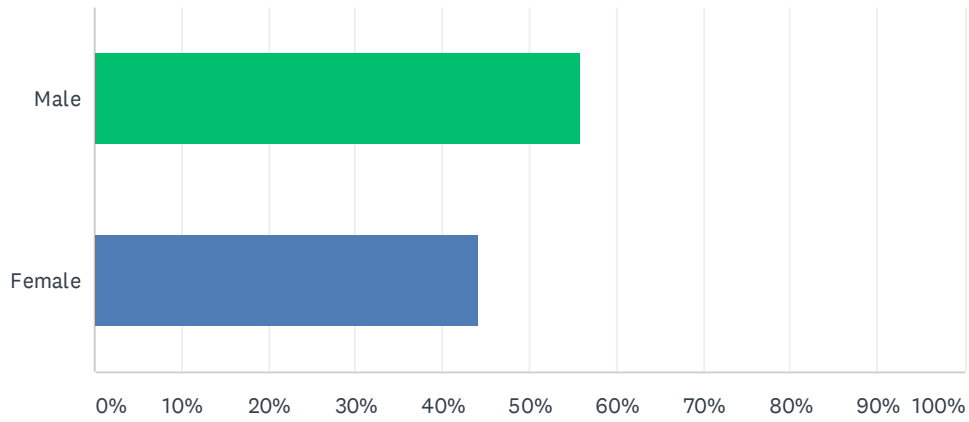
Answered: 121 Skipped: 30



ANSWER CHOICES	RESPONSES	
Less than 1 year	20.66%	25
1-5 years	39.67%	48
5-12 years	22.31%	27
13-18 years	14.88%	18
Over 18 years	2.48%	3
<b>TOTAL</b>		<b>121</b>

### Q34 Is your child male or female?

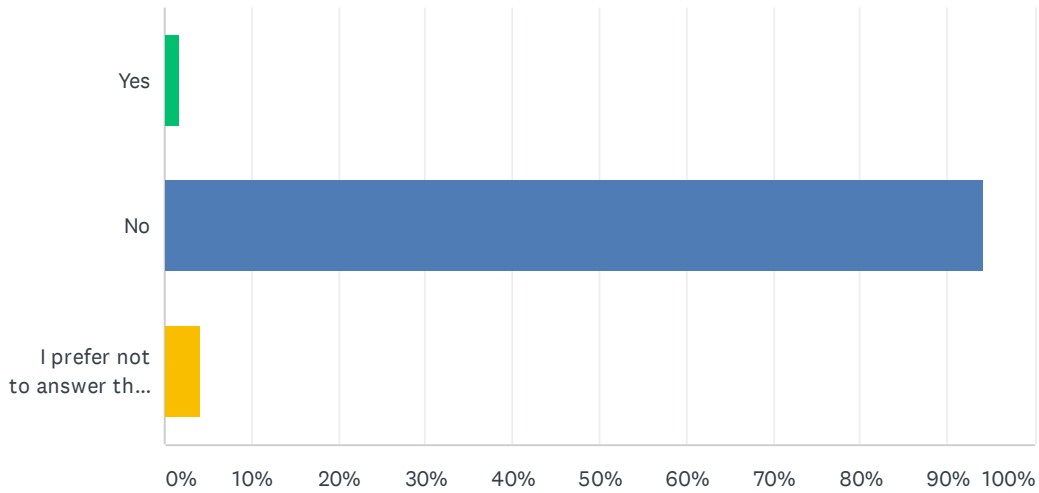
Answered: 120 Skipped: 31



ANSWER CHOICES	RESPONSES
Male	55.83% 67
Female	44.17% 53
TOTAL	120

### Q35 Is your child of Hispanic or Latino origin or descent?

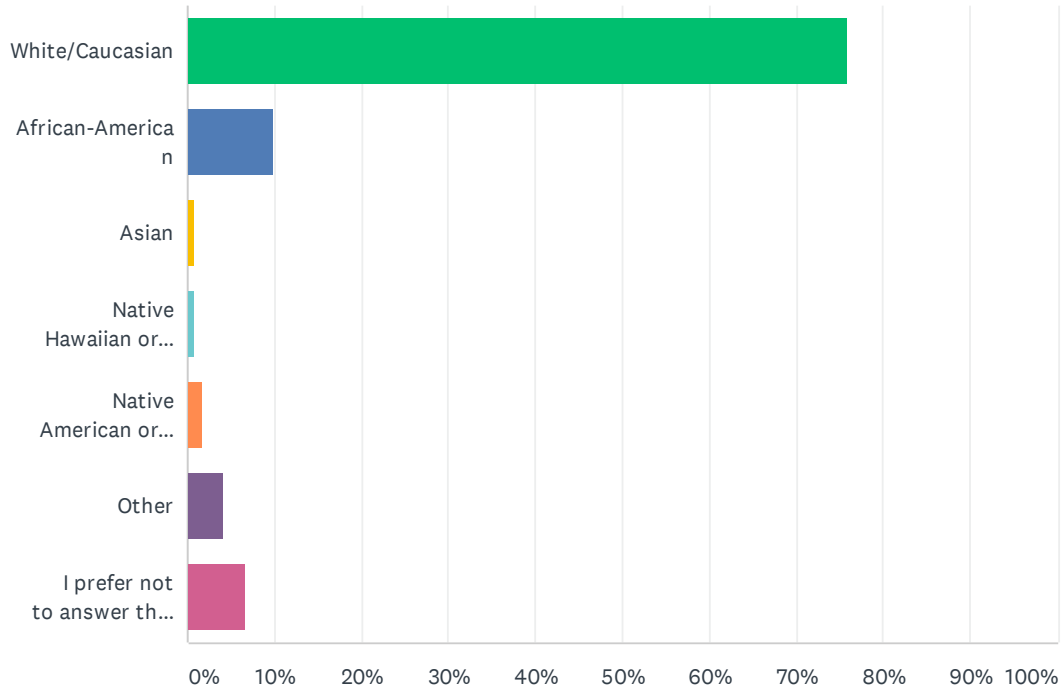
Answered: 121 Skipped: 30



ANSWER CHOICES	RESPONSES
Yes	1.65% 2
No	94.21% 114
I prefer not to answer this question	4.13% 5
<b>TOTAL</b>	<b>121</b>

### Q36 What is your child's race? Mark one or more.

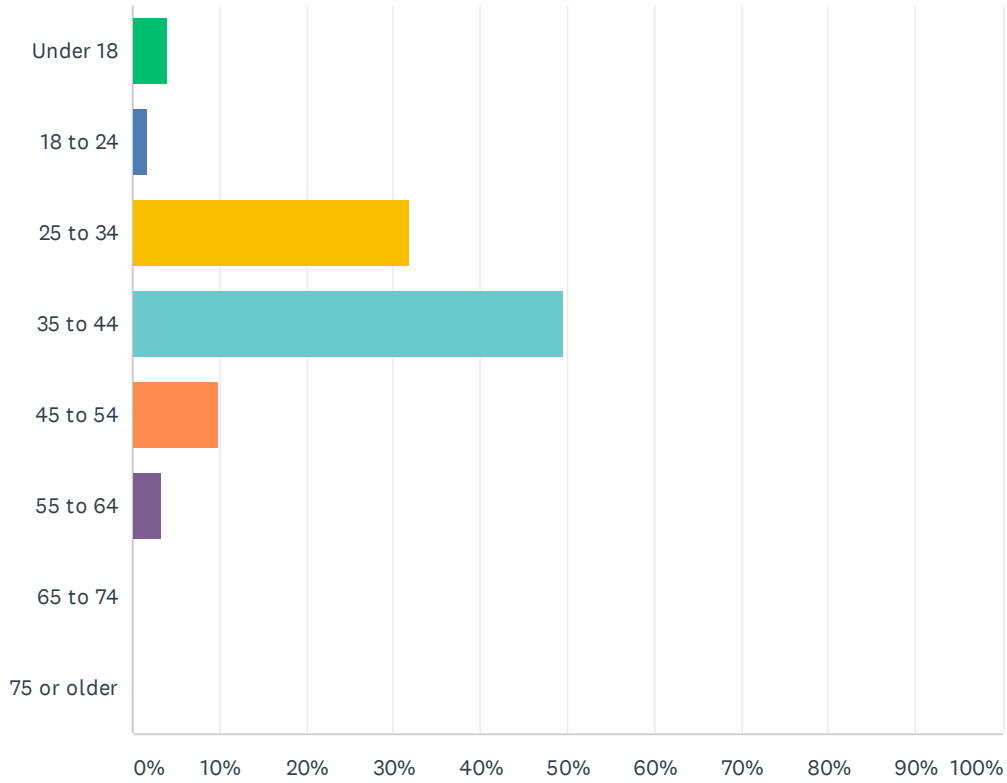
Answered: 121 Skipped: 30



ANSWER CHOICES	RESPONSES
White/Caucasian	76.03% 92
African-American	9.92% 12
Asian	0.83% 1
Native Hawaiian or Pacific Islander	0.83% 1
Native American or Alaska Native	1.65% 2
Other	4.13% 5
I prefer not to answer this question	6.61% 8
<b>TOTAL</b>	<b>121</b>

### Q37 What is your age?

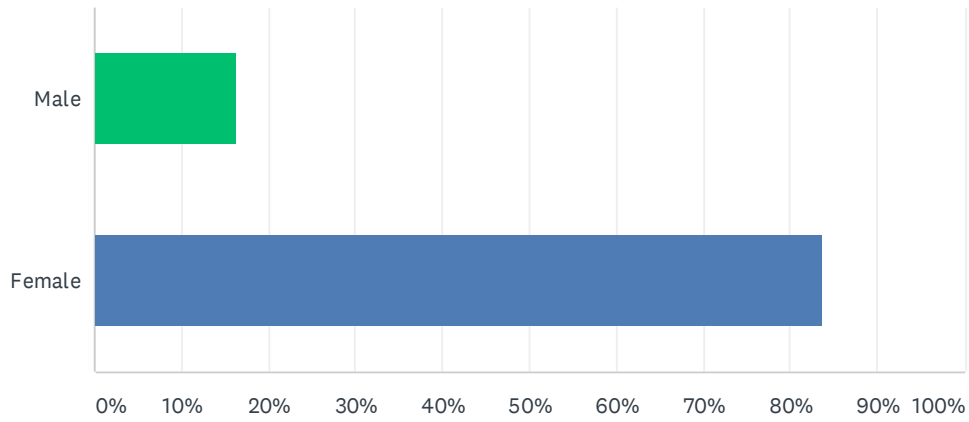
Answered: 123 Skipped: 28



ANSWER CHOICES	RESPONSES
Under 18	4.07% 5
18 to 24	1.63% 2
25 to 34	31.71% 39
35 to 44	49.59% 61
45 to 54	9.76% 12
55 to 64	3.25% 4
65 to 74	0.00% 0
75 or older	0.00% 0
<b>TOTAL</b>	<b>123</b>

### Q38 Are you male or female?

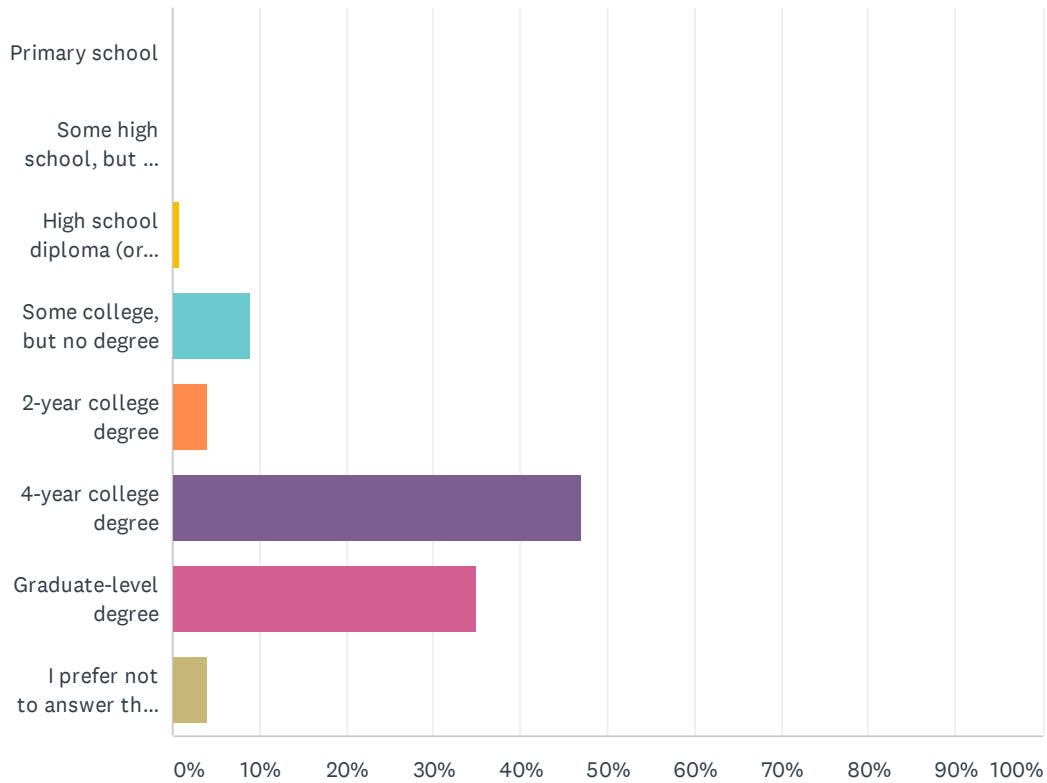
Answered: 123 Skipped: 28



ANSWER CHOICES	RESPONSES
Male	16.26% 20
Female	83.74% 103
TOTAL	123

### Q39 What is the highest level of school that you have completed?

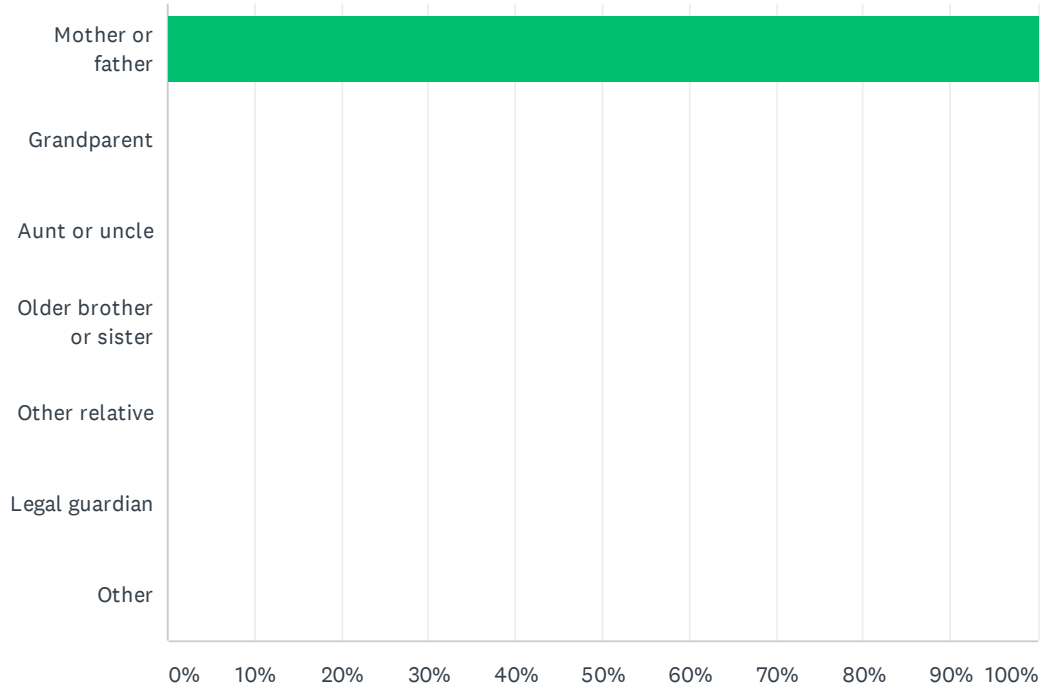
Answered: 123 Skipped: 28



ANSWER CHOICES	RESPONSES	
Primary school	0.00%	0
Some high school, but no diploma	0.00%	0
High school diploma (or GED)	0.81%	1
Some college, but no degree	8.94%	11
2-year college degree	4.07%	5
4-year college degree	47.15%	58
Graduate-level degree	34.96%	43
I prefer not to answer this question	4.07%	5
<b>TOTAL</b>		<b>123</b>

### Q40 How are you related to the child?

Answered: 123 Skipped: 28

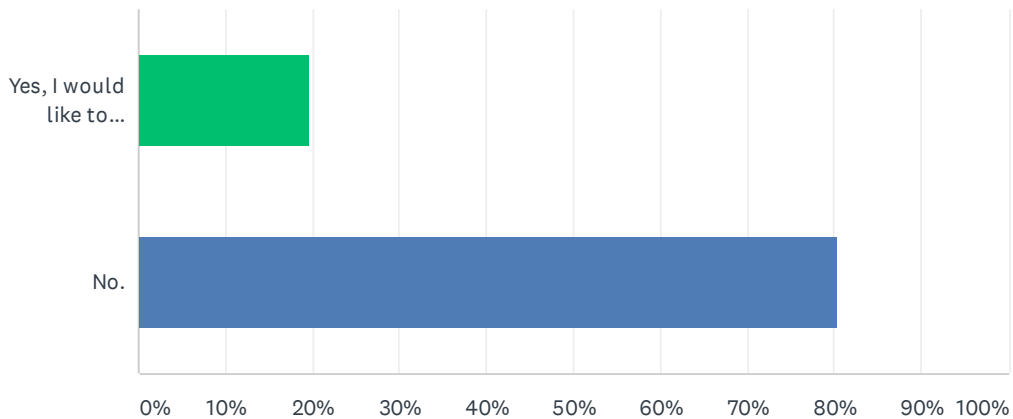


ANSWER CHOICES	RESPONSES	
Mother or father	100.00%	123
Grandparent	0.00%	0
Aunt or uncle	0.00%	0
Older brother or sister	0.00%	0
Other relative	0.00%	0
Legal guardian	0.00%	0
Other	0.00%	0
<b>TOTAL</b>		<b>123</b>



**Q41** Would you be willing to participate in our Patient Advisory Committee to provide us with feedback to continue to improve our practice? The committee meets about every 4-6 months, and you are welcome to participate in just one session, or all sessions. No long-term commitment is required. As the responses on this survey are anonymous, please contact us at (919) 881-9009 and leave a message for Dr. Nechyba with your contact information if you would like to participate. Thank you!

Answered: 76 Skipped: 75



ANSWER CHOICES	RESPONSES	
Yes, I would like to participate in the Patient Advisory Committee. I will call the office and leave my contact information.	19.74%	15
No.	80.26%	61
<b>TOTAL</b>		<b>76</b>