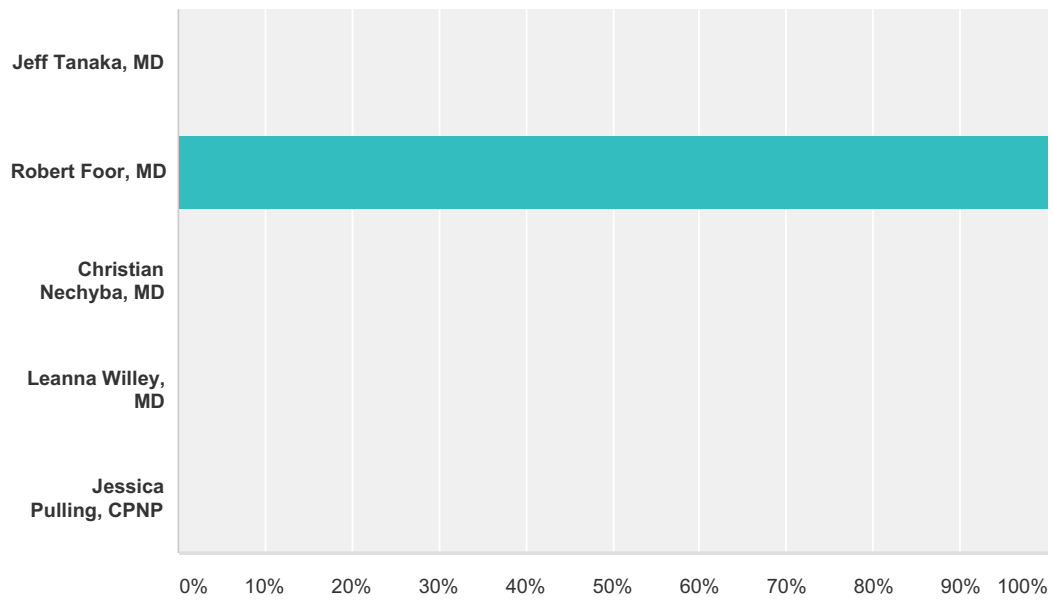


Q1 Who primarily takes care of your child at Carolina Kids?

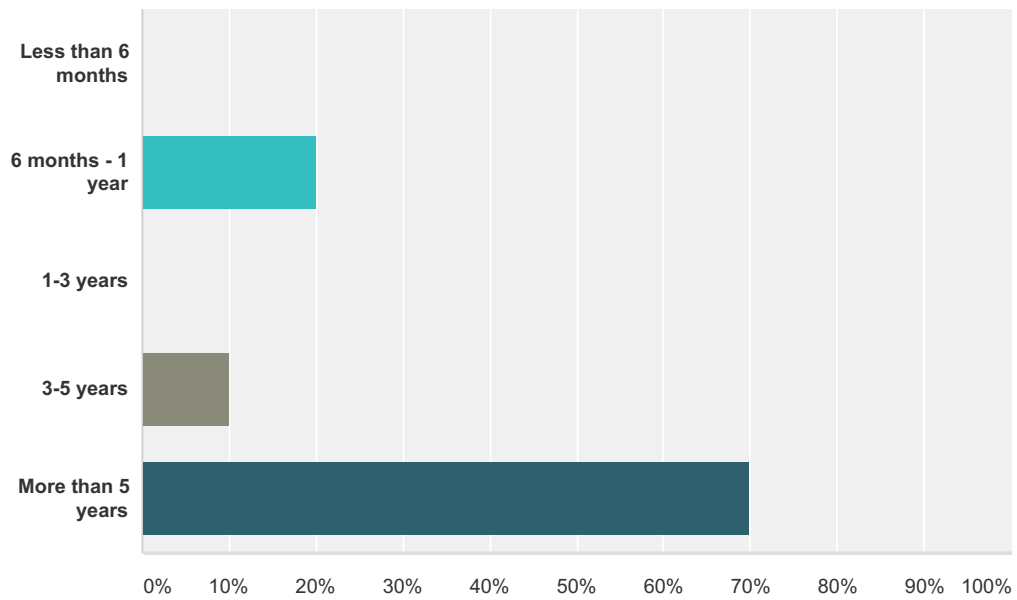
Answered: 10 Skipped: 0



Answer Choices	Responses
Jeff Tanaka, MD	0.00% 0
Robert Foor, MD	100.00% 10
Christian Nechyba, MD	0.00% 0
Leanna Willey, MD	0.00% 0
Jessica Pulling, CPNP	0.00% 0
Total	10

Q2 How long has your child been a patient at Carolina Kids Pediatrics?

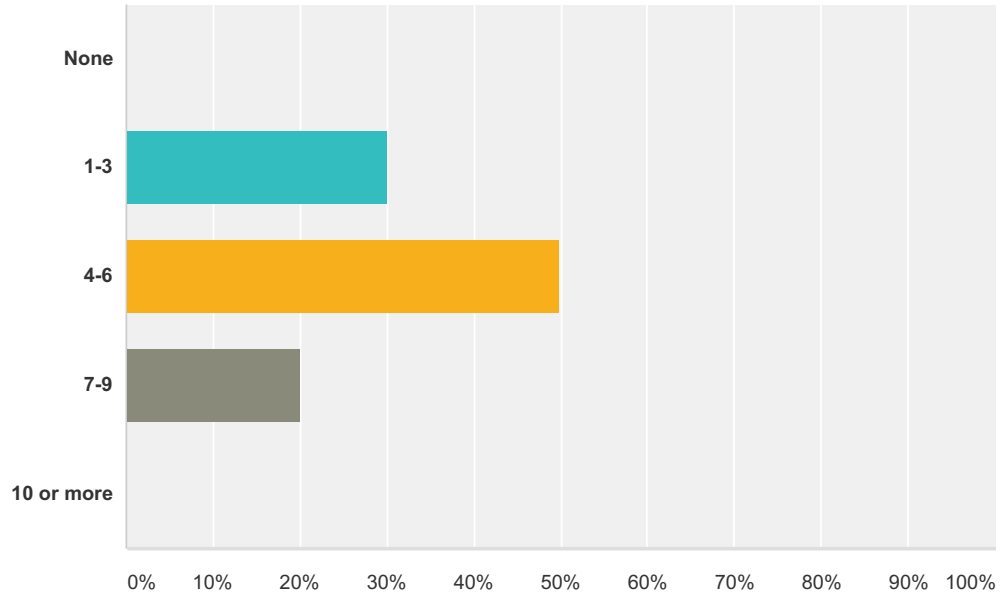
Answered: 10 Skipped: 0



Answer Choices	Responses
Less than 6 months	0.00% 0
6 months - 1 year	20.00% 2
1-3 years	0.00% 0
3-5 years	10.00% 1
More than 5 years	70.00% 7
Total	10

Q3 In the last 12 months, how many times did you visit your child's healthcare provider?

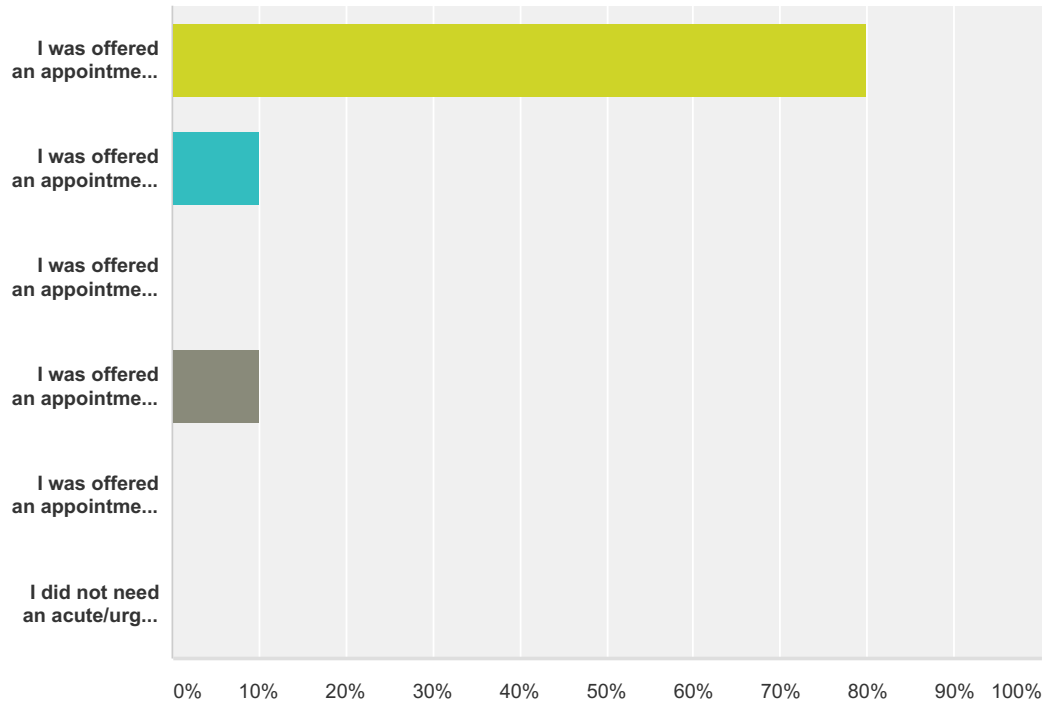
Answered: 10 Skipped: 0



Answer Choices	Responses
None	0.00% 0
1-3	30.00% 3
4-6	50.00% 5
7-9	20.00% 2
10 or more	0.00% 0
Total	10

Q4 In the last 12 months, how many days did you usually have to wait for an appointment when your child needed care right away (a visit for an illness or acute problem)?

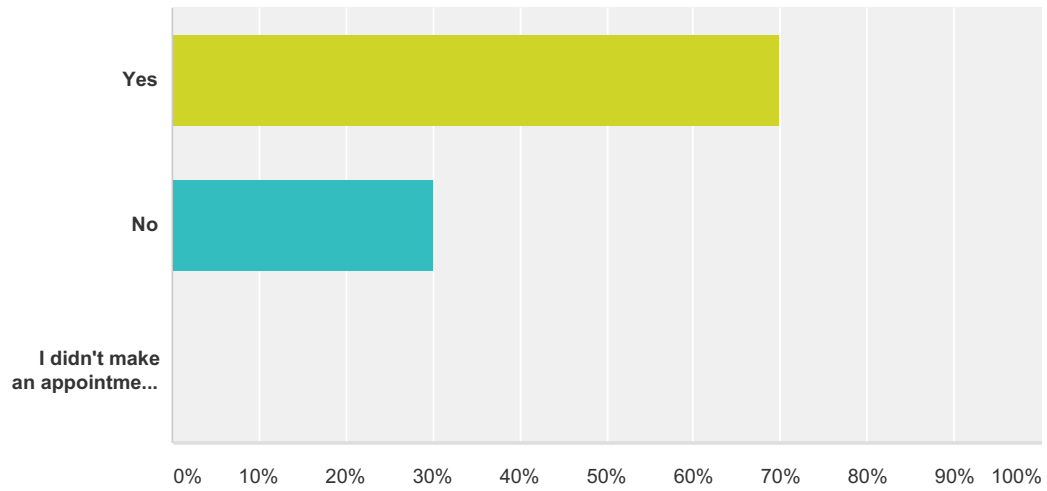
Answered: 10 Skipped: 0



Answer Choices	Responses
I was offered an appointment on the same day.	80.00% 8
I was offered an appointment the next day.	10.00% 1
I was offered an appointment within 2-3 days.	0.00% 0
I was offered an appointment within 4-7 days.	10.00% 1
I was offered an appointment more than 7 days in the future.	0.00% 0
I did not need an acute/urgent care visit within the last 12 months.	0.00% 0
Total	10

Q5 In the last 12 months, when you made an appointment for a check-up or routine physical for your child, did you make it with your child's primary care provider?

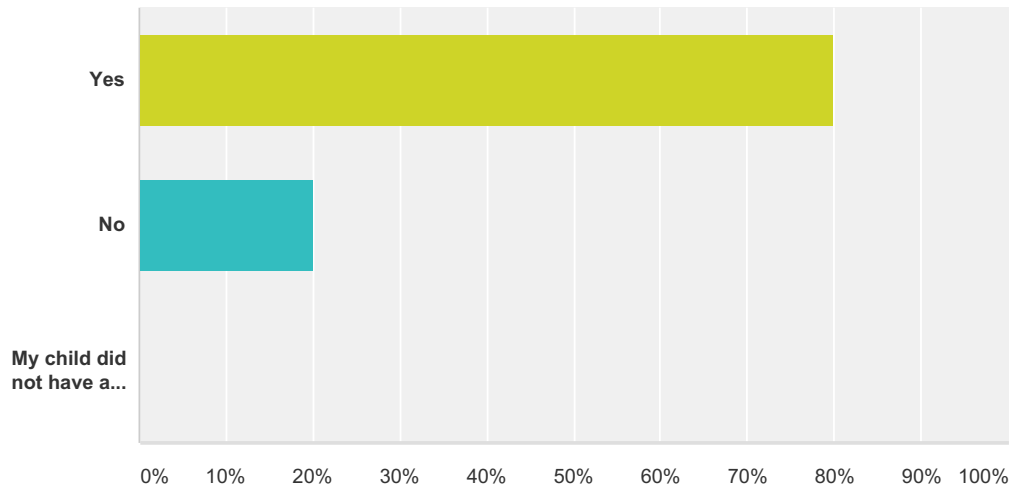
Answered: 10 Skipped: 0



Answer Choices	Responses
Yes	70.00% 7
No	30.00% 3
I didn't make an appointment for a checkup or routine physical in the last 12 months.	0.00% 0
Total	10

Q6 If your child had an appointment for a checkup or routine physical in the last 12 months, were you offered an appointment with your primary care provider within the time frame your child needed?

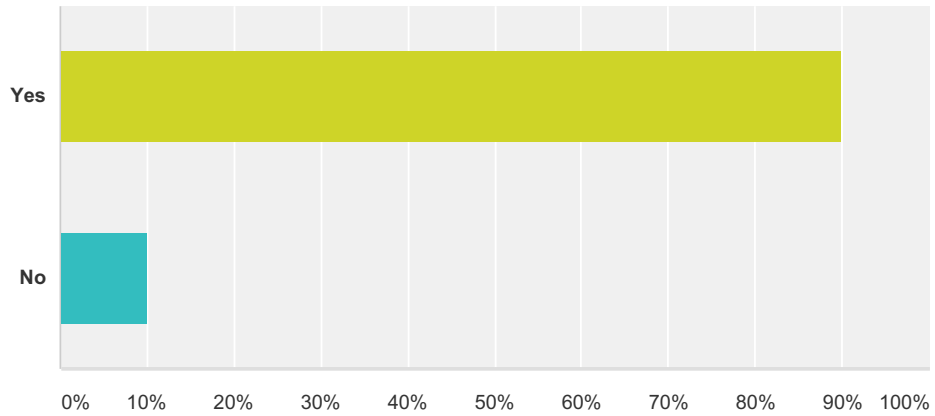
Answered: 10 Skipped: 0



Answer Choices	Responses
Yes	80.00% 8
No	20.00% 2
My child did not have a checkup or routine physical in the last 12 months	0.00% 0
Total	10

Q7 Have you been provided with information on how to get in touch with us after hours and on weekends and holidays?

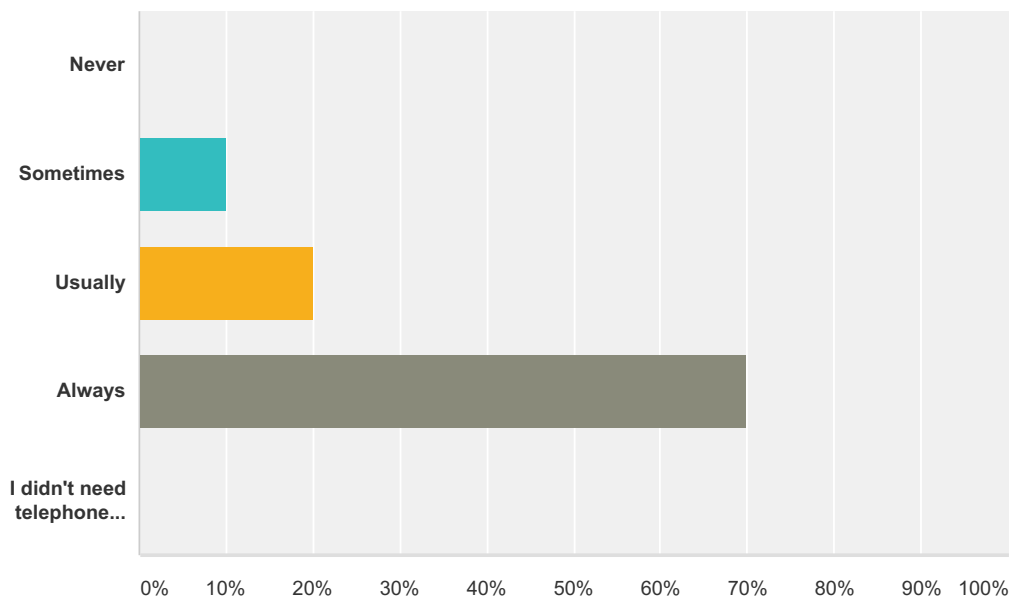
Answered: 10 Skipped: 0



Answer Choices	Responses
Yes	90.00% 9
No	10.00% 1
Total	10

Q8 In the last 12 months, when you phoned Carolina Kids Pediatrics during regular office hours, how often did you get an answer to your question the same day?

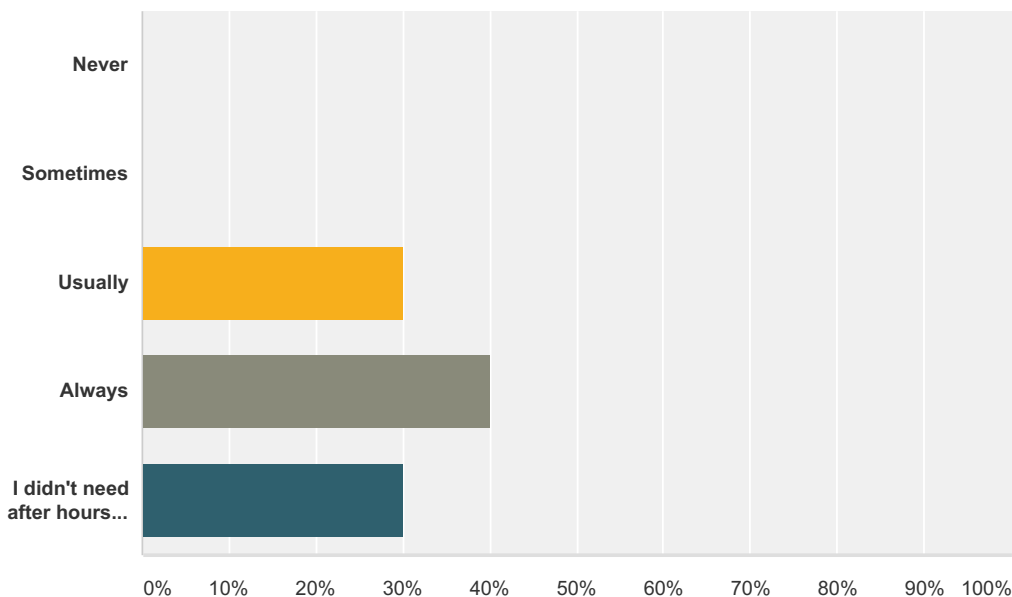
Answered: 10 Skipped: 0



Answer Choices	Responses
Never	0.00% 0
Sometimes	10.00% 1
Usually	20.00% 2
Always	70.00% 7
I didn't need telephone advice in the last 12 months	0.00% 0
Total	10

Q9 In the last 12 months, when you phoned Carolina Kids Pediatrics after regular office hours, how often did you get an answer to your question as soon as you needed?

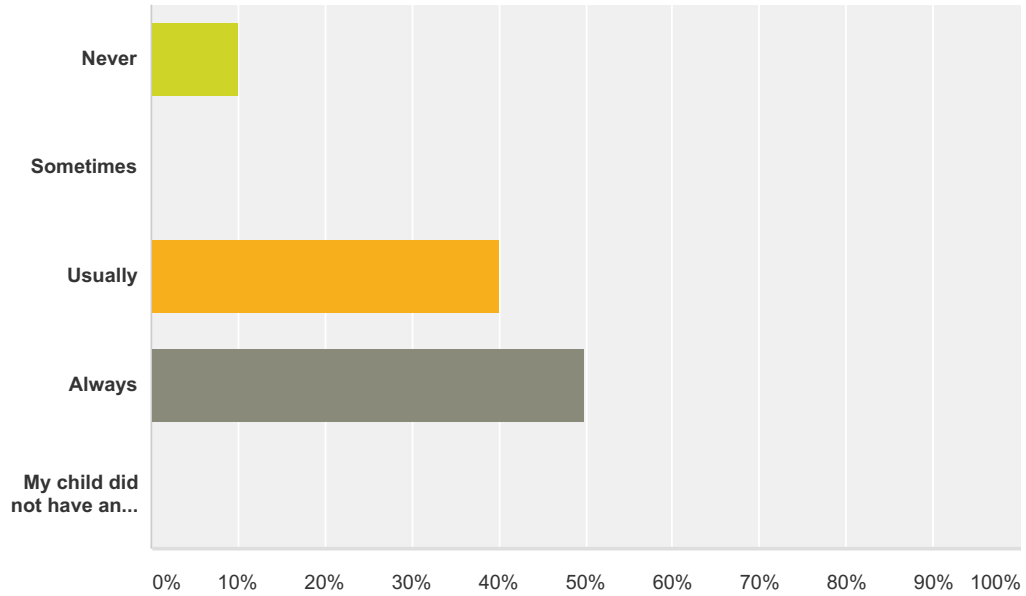
Answered: 10 Skipped: 0



Answer Choices	Responses
Never	0.00% 0
Sometimes	0.00% 0
Usually	30.00% 3
Always	40.00% 4
I didn't need after hours telephone advice in the last 12 months	30.00% 3
Total	10

Q10 In the last 12 months, how often did your child see your provider within 30 minutes of his or her appointment time?

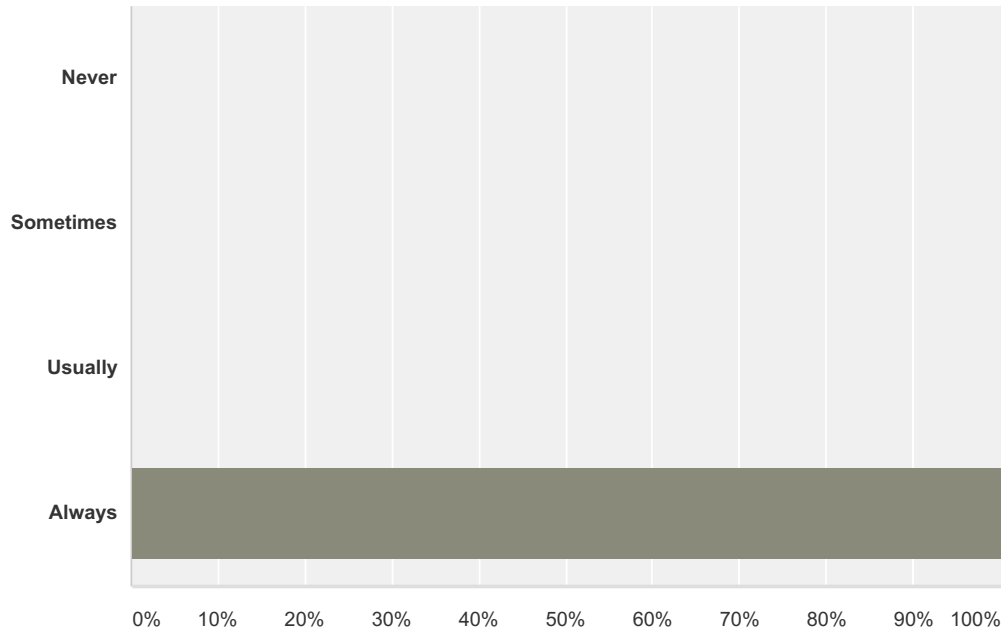
Answered: 10 Skipped: 0



Answer Choices	Responses
Never	10.00% 1
Sometimes	0.00% 0
Usually	40.00% 4
Always	50.00% 5
My child did not have an appointment in the last 12 months	0.00% 0
Total	10

Q11 In the last 12 months, how often did your child's provider explain things about your child's health in a way that was easy to understand?

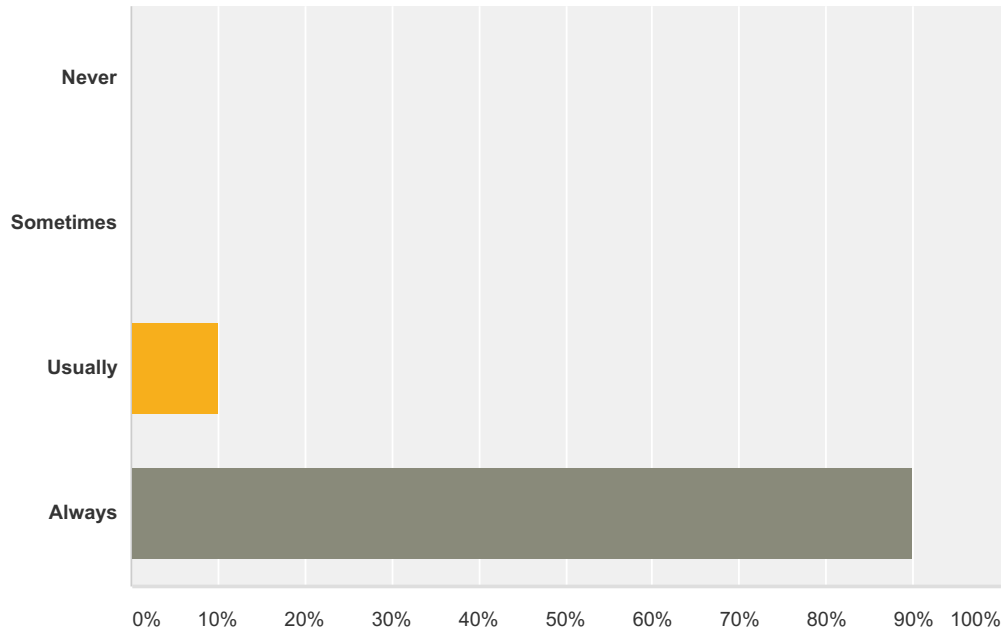
Answered: 10 Skipped: 0



Answer Choices	Responses
Never	0.00% 0
Sometimes	0.00% 0
Usually	0.00% 0
Always	100.00% 10
Total	10

Q12 In the last 12 months, how often did your provider give you easy to understand information about your health questions or concerns?

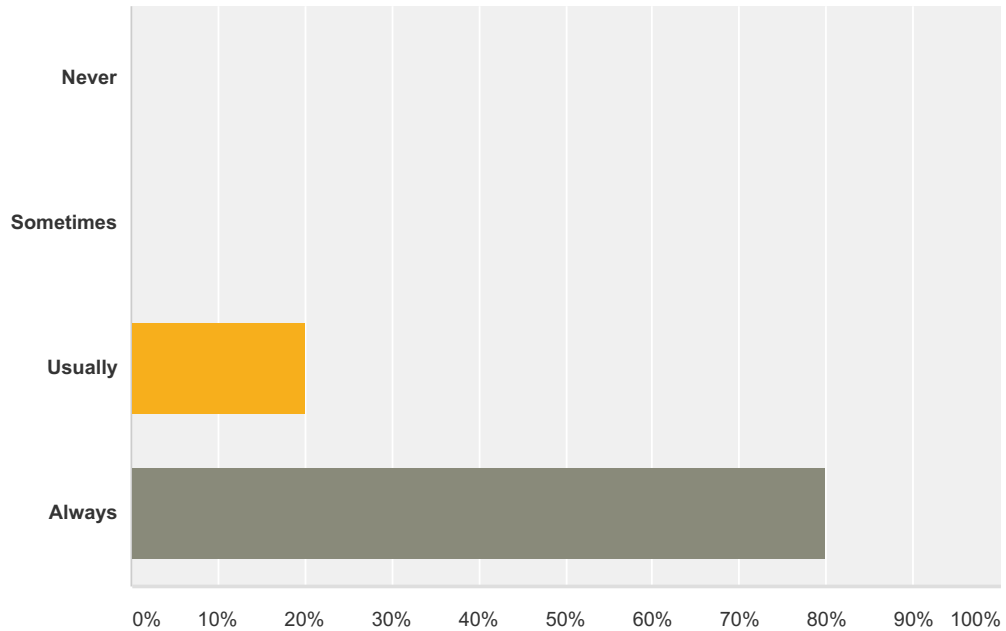
Answered: 10 Skipped: 0



Answer Choices	Responses
Never	0.00% 0
Sometimes	0.00% 0
Usually	10.00% 1
Always	90.00% 9
Total	10

Q13 In the last 12 months, how often did your provider seem to know the important information about your child's medical history?

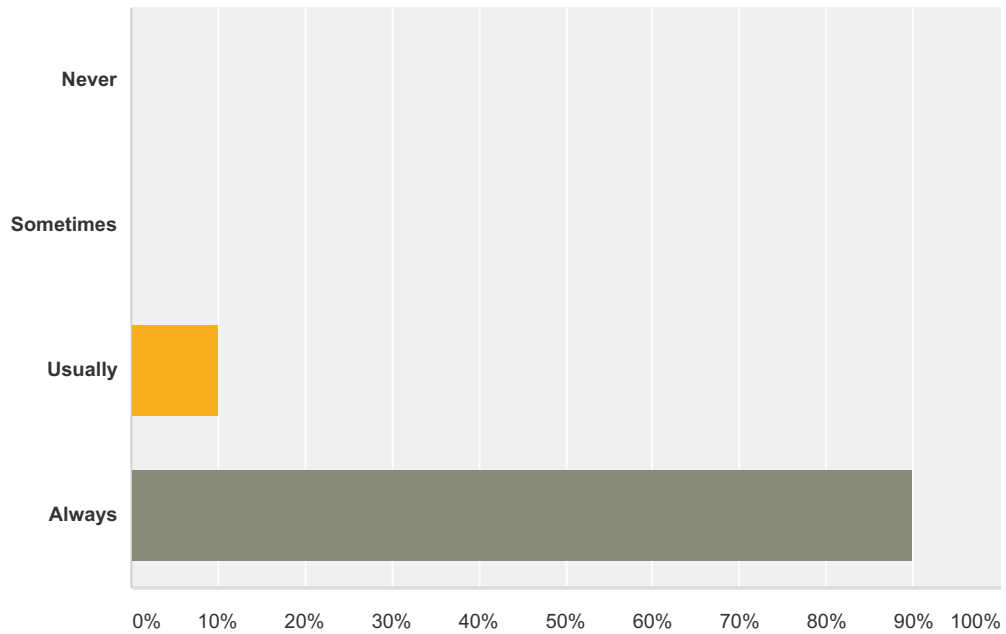
Answered: 10 Skipped: 0



Answer Choices	Responses
Never	0.00% 0
Sometimes	0.00% 0
Usually	20.00% 2
Always	80.00% 8
Total	10

Q14 In the last 12 months, how often did this provider show respect for what you had to say?

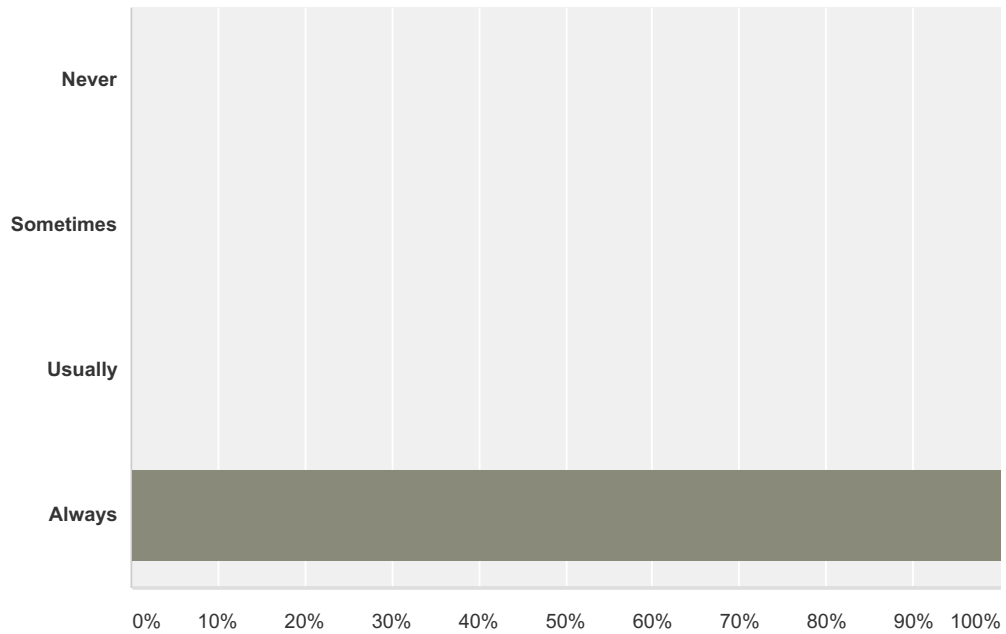
Answered: 10 Skipped: 0



Answer Choices	Responses
Never	0.00% 0
Sometimes	0.00% 0
Usually	10.00% 1
Always	90.00% 9
Total	10

Q15 In the last 12 months, how often did this provider spend enough time with your child?

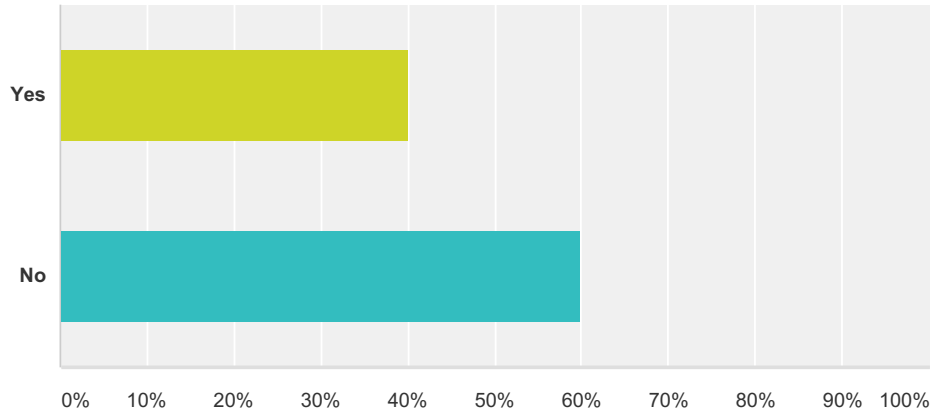
Answered: 9 Skipped: 1



Answer Choices	Responses
Never	0.00% 0
Sometimes	0.00% 0
Usually	0.00% 0
Always	100.00% 9
Total	9

Q16 In the last 12 months, did your child's provider order a diagnostic test (lab test, radiology test, etc.)?

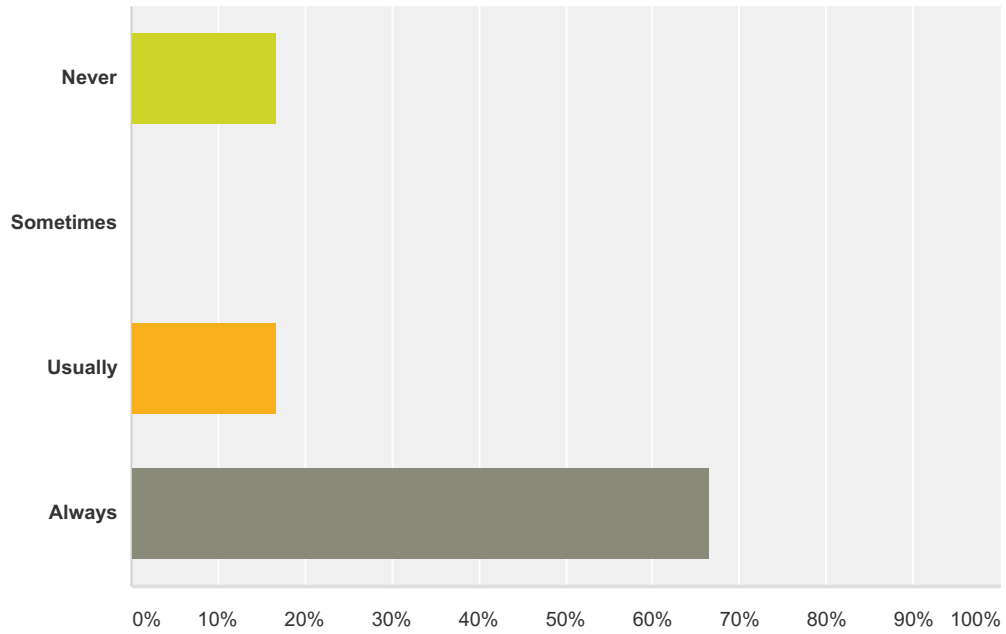
Answered: 10 Skipped: 0



Answer Choices	Responses
Yes	40.00% 4
No	60.00% 6
Total	10

Q17 In the last 12 months, when your child's provider ordered a diagnostic test, how often did someone from Carolina Kids follow up with you on test results?

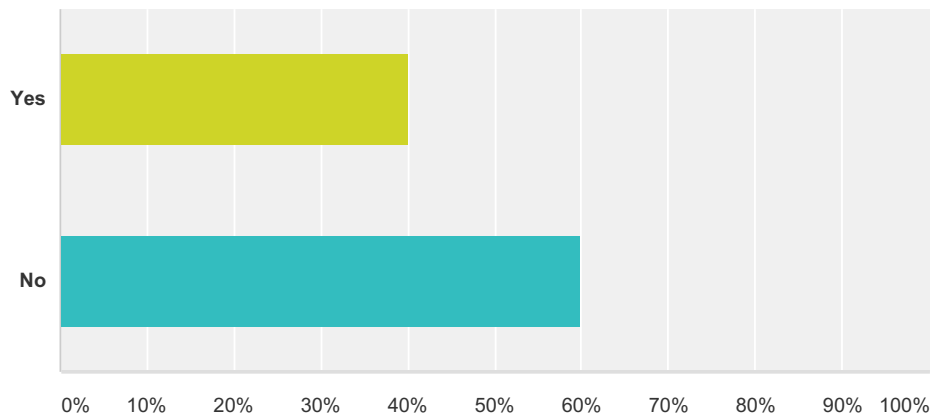
Answered: 6 Skipped: 4



Answer Choices	Responses
Never	16.67% 1
Sometimes	0.00% 0
Usually	16.67% 1
Always	66.67% 4
Total	6

Q18 In the last 12 months, did your child receive care from a medical specialist?

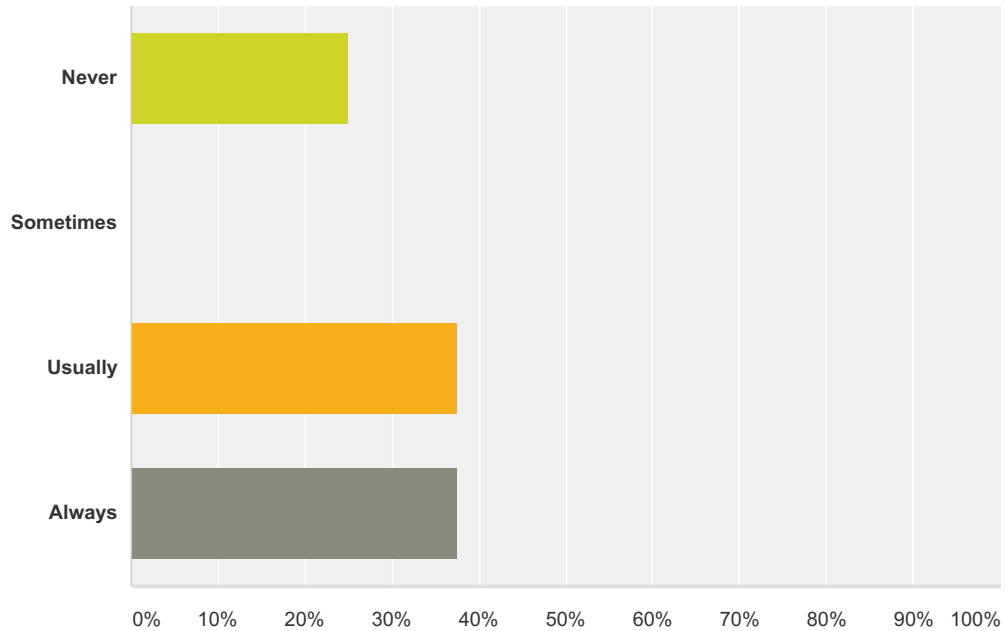
Answered: 10 Skipped: 0



Answer Choices	Responses
Yes	40.00% 4
No	60.00% 6
Total	10

Q19 In the last 12 months, how often did your provider seem informed and up to date about the care your child got from specialists?

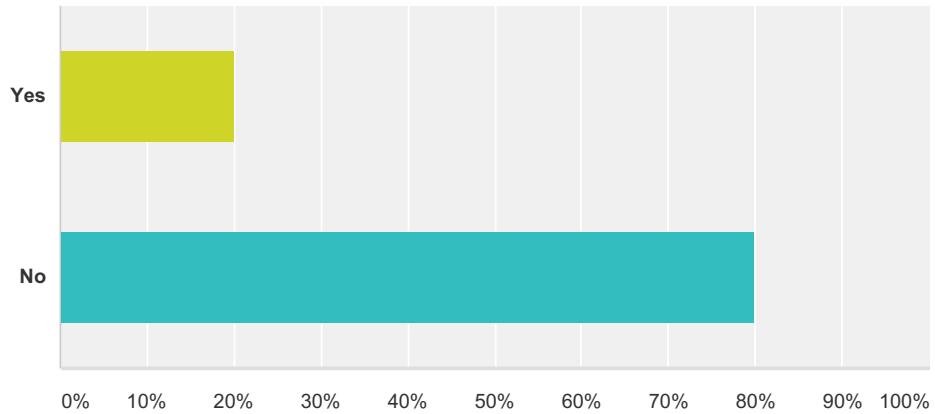
Answered: 8 Skipped: 2



Answer Choices	Responses
Never	25.00% 2
Sometimes	0.00% 0
Usually	37.50% 3
Always	37.50% 3
Total	8

Q20 During the last 12 months, did your child receive help from developmental therapists (including speech, occupational, or speech therapists), or from school-based special education teams?

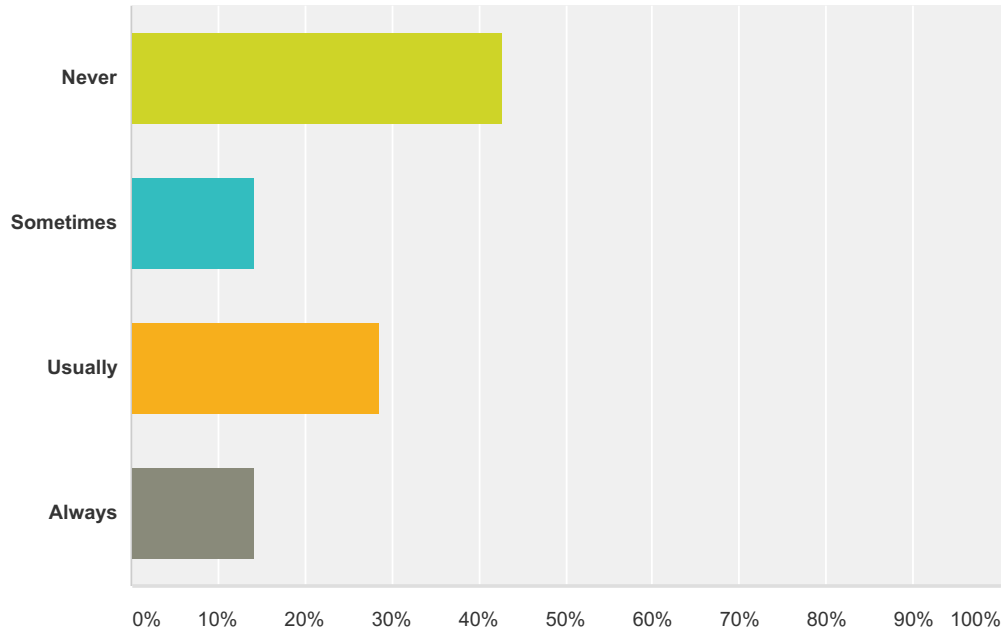
Answered: 10 Skipped: 0



Answer Choices	Responses
Yes	20.00% 2
No	80.00% 8
Total	10

Q21 In the last 12 months, how often did your child's provider seem informed and up to date about the care your child received from developmental therapists or school-based special education teams?

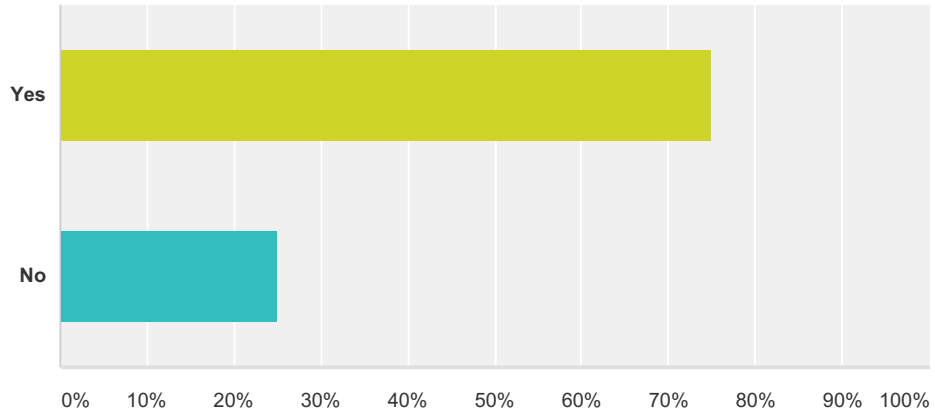
Answered: 7 Skipped: 3



Answer Choices	Responses
Never	42.86% 3
Sometimes	14.29% 1
Usually	28.57% 2
Always	14.29% 1
Total	7

Q22 In the last 12 months, did your provider talk about your child's development and/or learning ability?

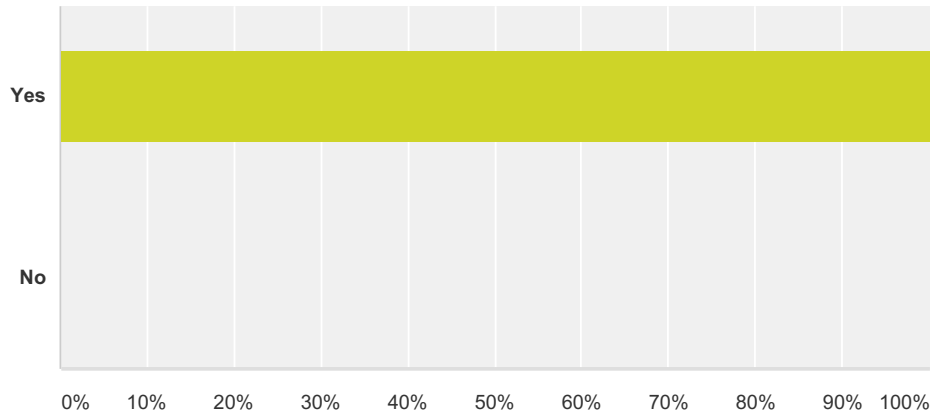
Answered: 8 Skipped: 2



Answer Choices	Responses	
Yes	75.00%	6
No	25.00%	2
Total		8

Q23 In the last 12 months, did your child's provider talk about normal behavior at your child's age, and ask about any emotional or mood problems?

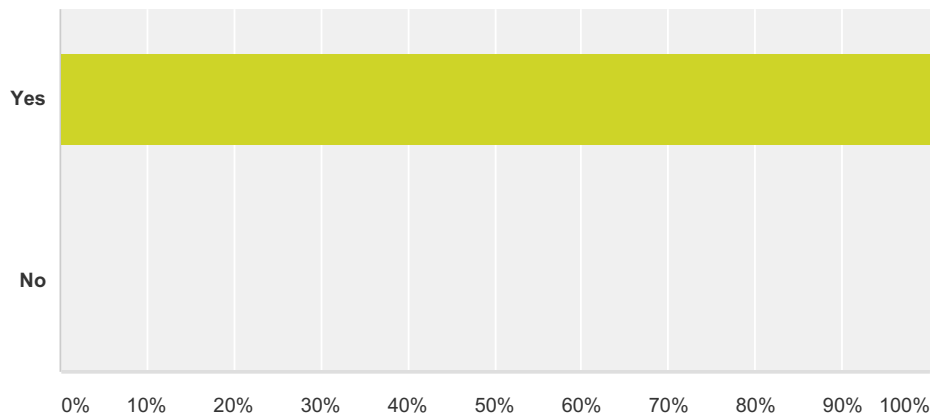
Answered: 8 Skipped: 2



Answer Choices	Responses
Yes	100.00% 8
No	0.00% 0
Total	8

Q24 In the last 12 months, did your provider discuss your child's physical growth?

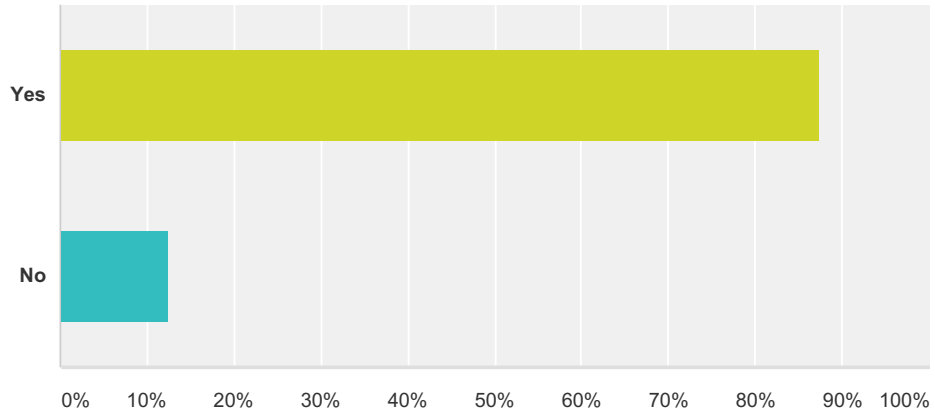
Answered: 8 Skipped: 2



Answer Choices	Responses
Yes	100.00% 8
No	0.00% 0
Total	8

Q25 In the last 12 months, did your child's provider talk about how to keep your child safe and prevent injury?

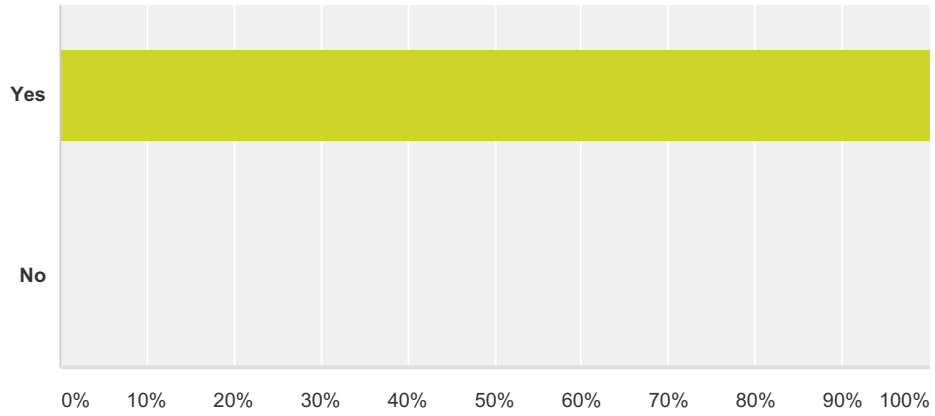
Answered: 8 Skipped: 2



Answer Choices	Responses
Yes	87.50% 7
No	12.50% 1
Total	8

Q26 In the last 12 months, did your child's provider talk about healthy lifestyle, exercise, and nutrition?

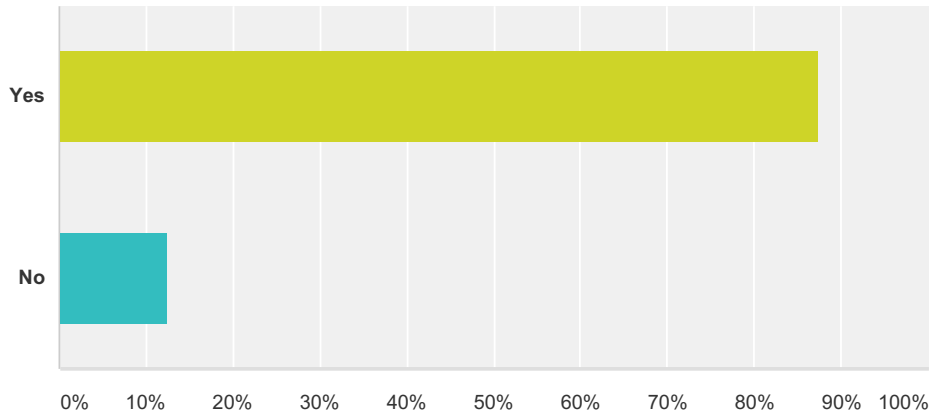
Answered: 8 Skipped: 2



Answer Choices	Responses
Yes	100.00% 8
No	0.00% 0
Total	8

Q27 In the last 12 months, did your child's provider talk about how your child gets along socially with family members, peers, and others in the community?

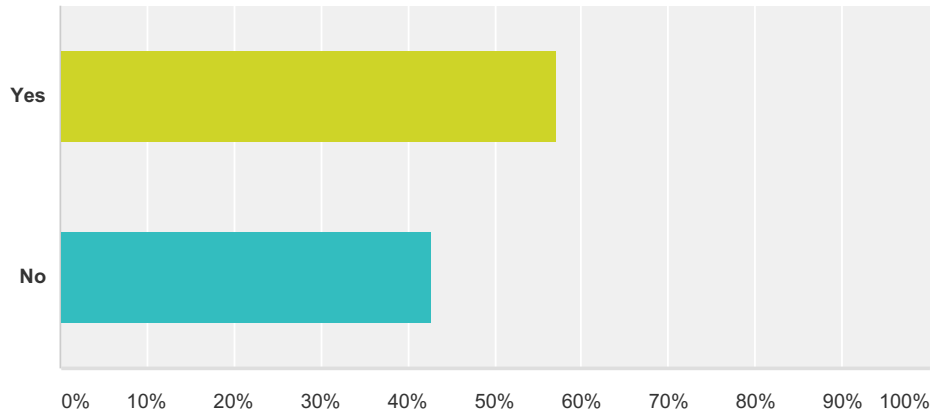
Answered: 8 Skipped: 2



Answer Choices	Responses
Yes	87.50% 7
No	12.50% 1
Total	8

Q28 In the last 12 months, did your child's provider talk about how to effectively use and limit "screen time" including TV, computers, tablets, smart phones, and social media?

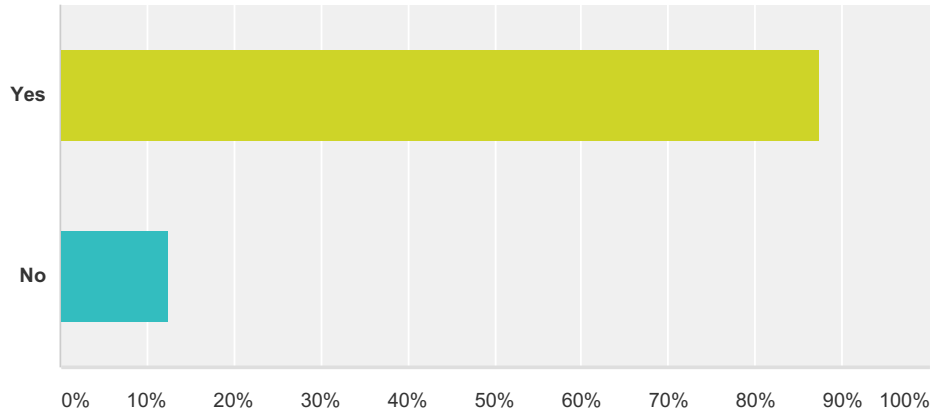
Answered: 7 Skipped: 3



Answer Choices	Responses
Yes	57.14% 4
No	42.86% 3
Total	7

Q29 In the last 12 months, did your child's provider talk about specific goals for your child's health?

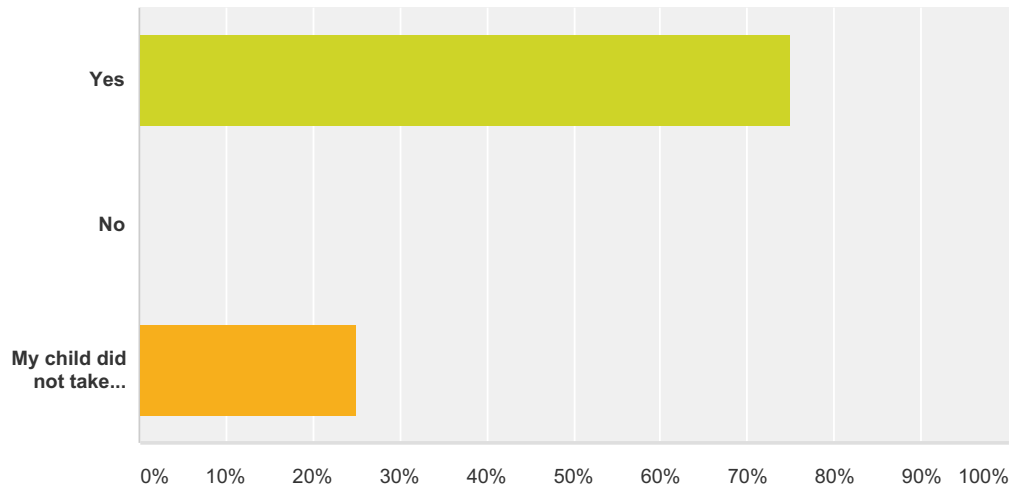
Answered: 8 Skipped: 2



Answer Choices	Responses
Yes	87.50% 7
No	12.50% 1
Total	8

Q30 In the last 12 months, did your child's provider talk about medicines and supplements your child is taking?

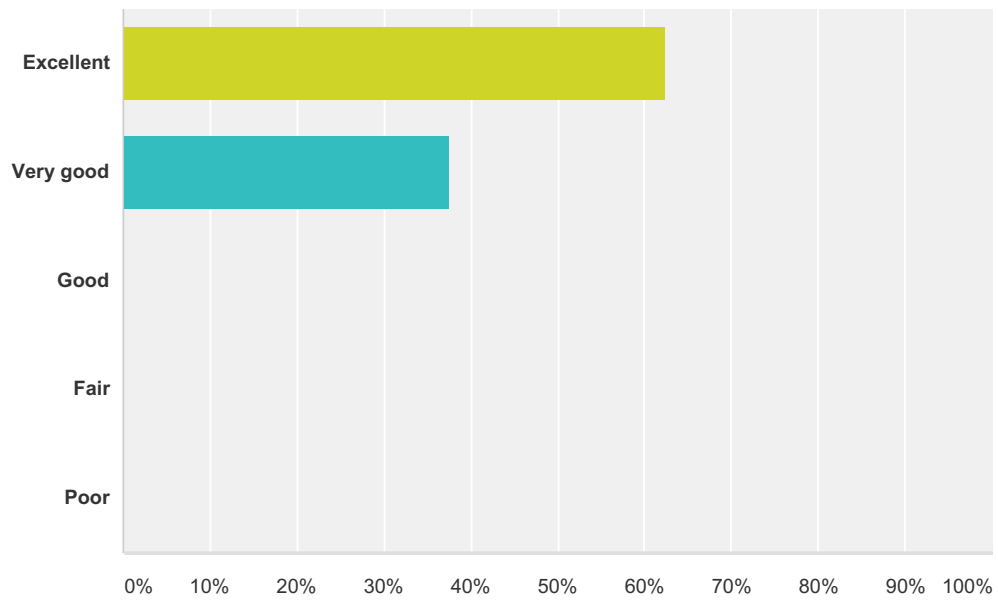
Answered: 8 Skipped: 2



Answer Choices	Responses
Yes	75.00% 6
No	0.00% 0
My child did not take medicines or supplements in the last 12 months	25.00% 2
Total	8

Q31 In general, how would you rate your child's overall health?

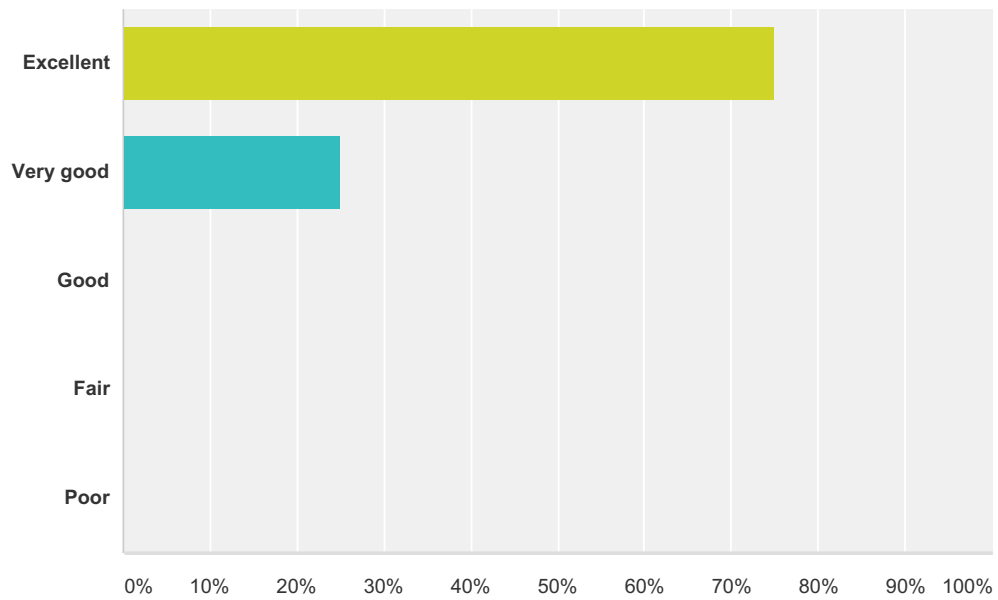
Answered: 8 Skipped: 2



Answer Choices	Responses
Excellent	62.50% 5
Very good	37.50% 3
Good	0.00% 0
Fair	0.00% 0
Poor	0.00% 0
Total	8

Q32 In general, how would you rate your child's overall mental or emotional health?

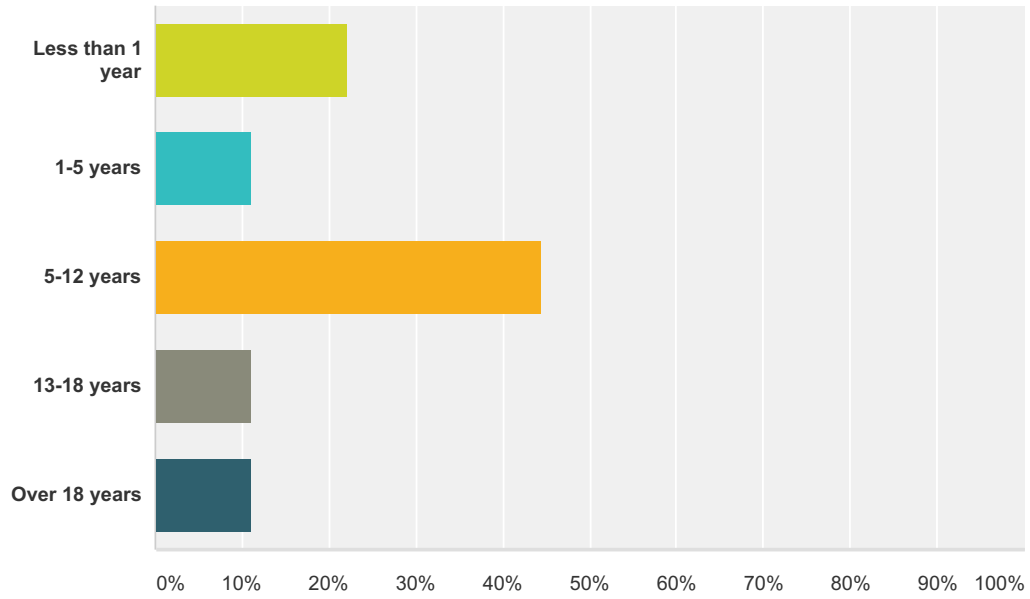
Answered: 8 Skipped: 2



Answer Choices	Responses
Excellent	75.00% 6
Very good	25.00% 2
Good	0.00% 0
Fair	0.00% 0
Poor	0.00% 0
Total	8

Q33 What is your child's age?

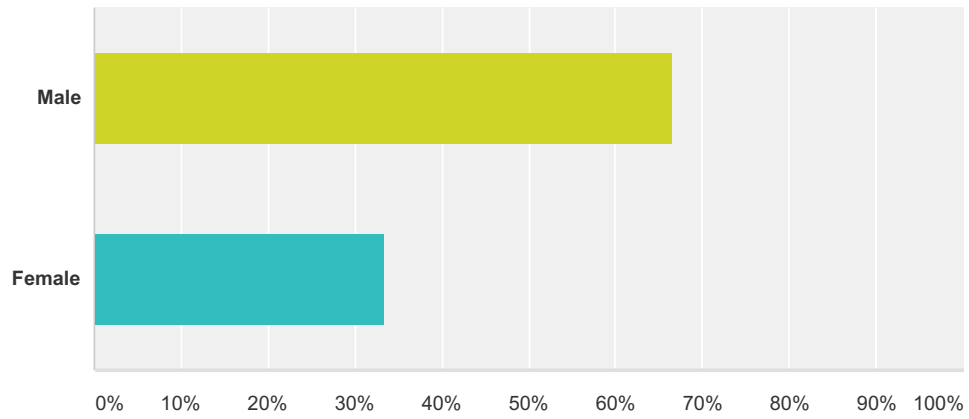
Answered: 9 Skipped: 1



Answer Choices	Responses
Less than 1 year	22.22% 2
1-5 years	11.11% 1
5-12 years	44.44% 4
13-18 years	11.11% 1
Over 18 years	11.11% 1
Total	9

Q34 Is your child male or female?

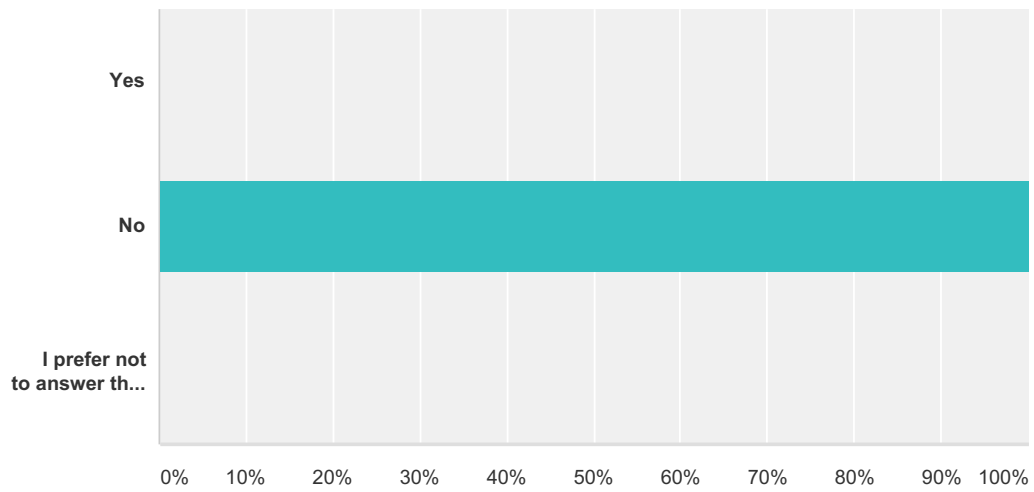
Answered: 9 Skipped: 1



Answer Choices	Responses	
Male	66.67%	6
Female	33.33%	3
Total		9

Q35 Is your child of Hispanic or Latino origin or descent?

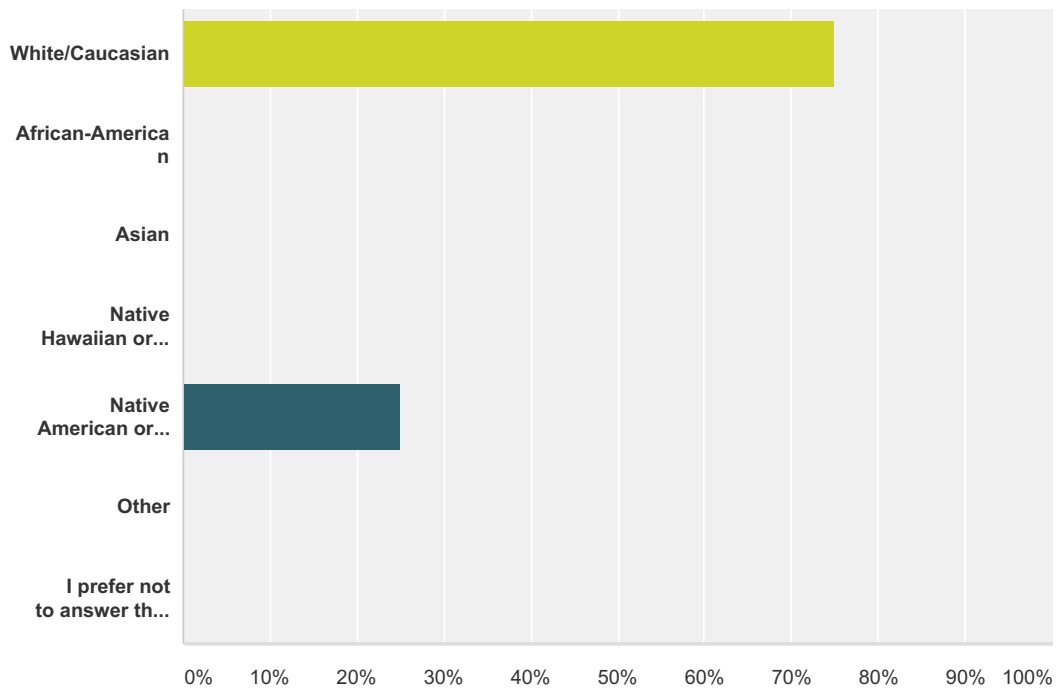
Answered: 9 Skipped: 1



Answer Choices	Responses
Yes	0.00% 0
No	100.00% 9
I prefer not to answer this question	0.00% 0
Total	9

Q36 What is your child's race? Mark one or more.

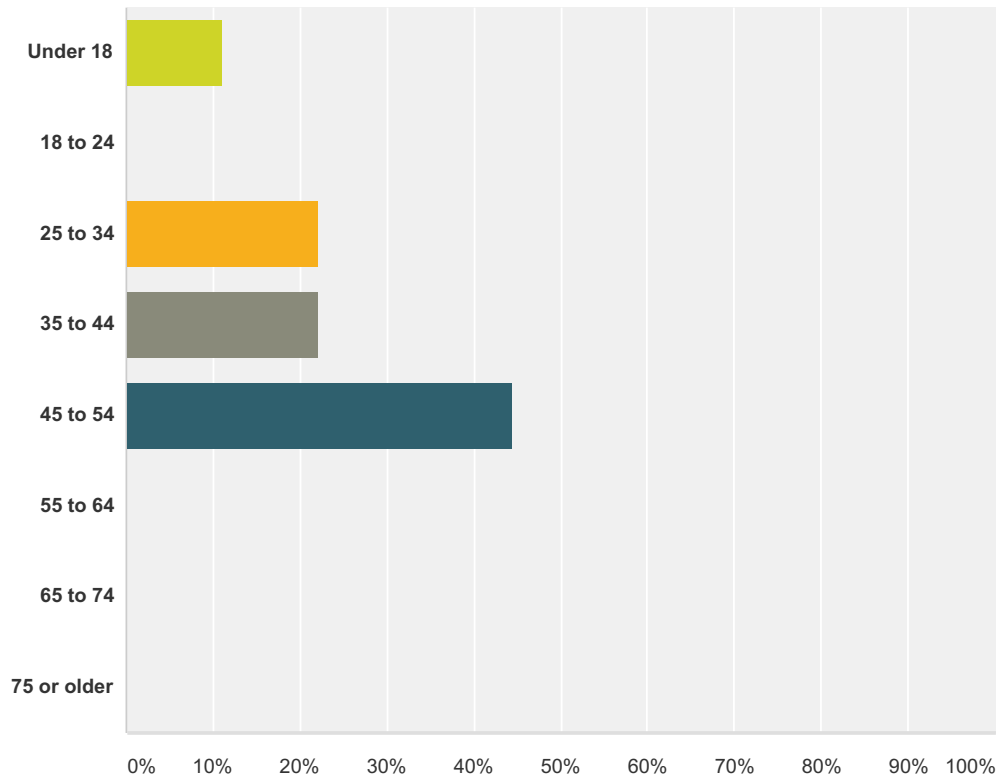
Answered: 8 Skipped: 2



Answer Choices	Responses	Count
White/Caucasian	75.00%	6
African-American	0.00%	0
Asian	0.00%	0
Native Hawaiian or Pacific Islander	0.00%	0
Native American or Alaska Native	25.00%	2
Other	0.00%	0
I prefer not to answer this question	0.00%	0
Total		8

Q37 What is your age?

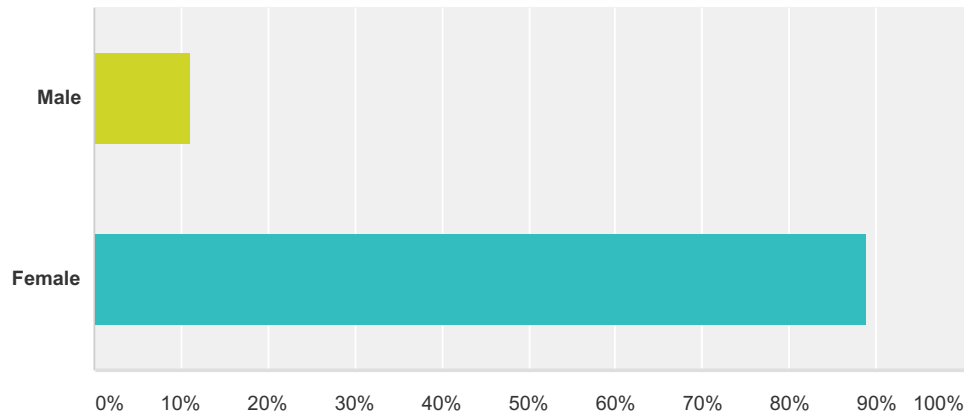
Answered: 9 Skipped: 1



Answer Choices	Responses
Under 18	11.11% 1
18 to 24	0.00% 0
25 to 34	22.22% 2
35 to 44	22.22% 2
45 to 54	44.44% 4
55 to 64	0.00% 0
65 to 74	0.00% 0
75 or older	0.00% 0
Total	9

Q38 Are you male or female?

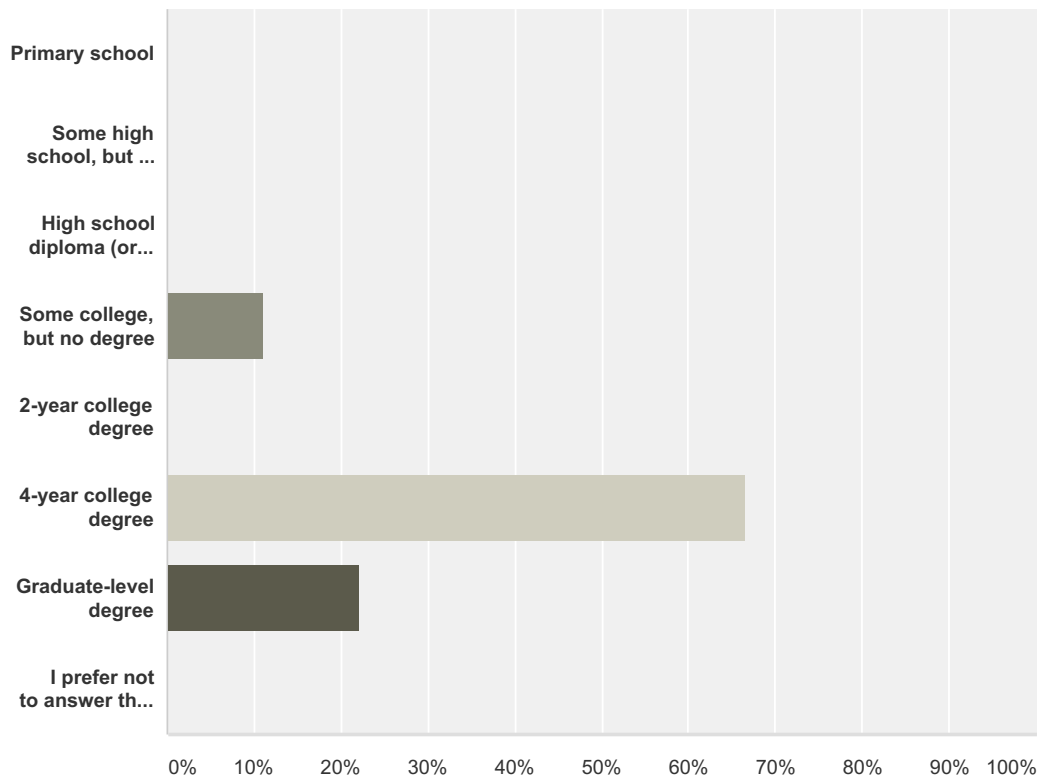
Answered: 9 Skipped: 1



Answer Choices	Responses
Male	11.11% 1
Female	88.89% 8
Total	9

Q39 What is the highest level of school that you have completed?

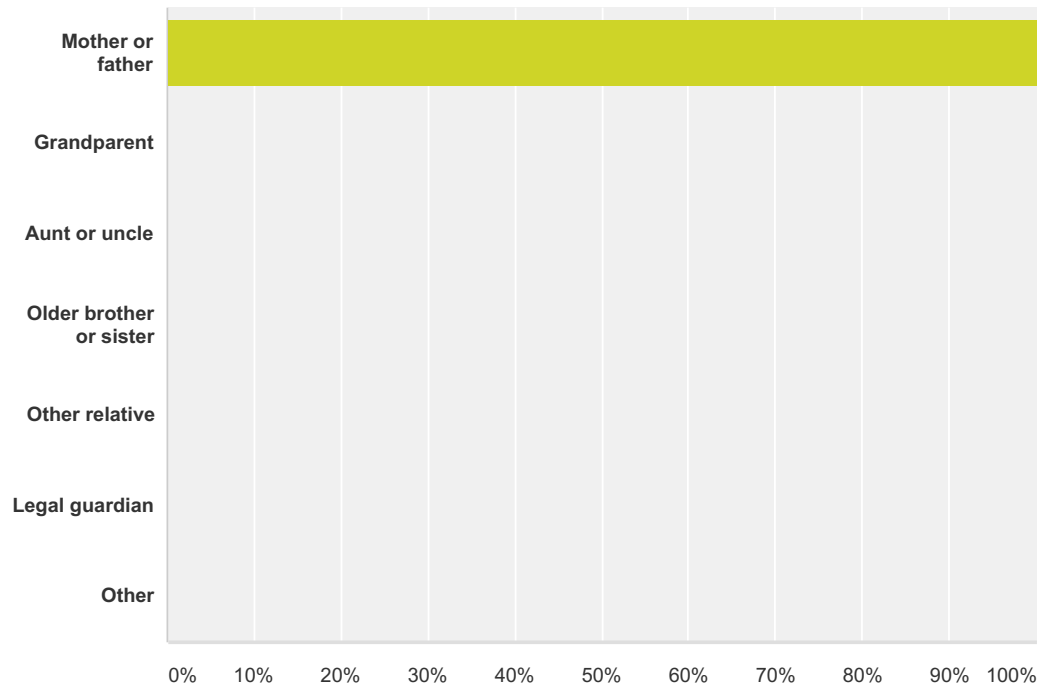
Answered: 9 Skipped: 1



Answer Choices	Responses
Primary school	0.00% 0
Some high school, but no diploma	0.00% 0
High school diploma (or GED)	0.00% 0
Some college, but no degree	11.11% 1
2-year college degree	0.00% 0
4-year college degree	66.67% 6
Graduate-level degree	22.22% 2
I prefer not to answer this question	0.00% 0
Total	9

Q40 How are you related to the child?

Answered: 9 Skipped: 1



Answer Choices	Responses
Mother or father	100.00% 9
Grandparent	0.00% 0
Aunt or uncle	0.00% 0
Older brother or sister	0.00% 0
Other relative	0.00% 0
Legal guardian	0.00% 0
Other	0.00% 0
Total	9